

FISCAL YEAR
2025
GOVERNOR'S REVISED
BUDGET PROPOSAL

JULY 1, 2024 SUBMISSION



VOLUME I
GENERAL FUND

TABLE OF CONTENTS

Governor’s Message

Estimated Budgetary Resources

Secretary of Finance (SOF) Memorandum
General Fund Revenue Estimates
Outside Revenue Sources
DPL Summary of Revenue Forecast

Consolidated Summary by Program – Schedule A

| | |
|---|------------|
| Judicial Branch | 1 |
| Legislative Branch | 22 |
| Executive Branch | |
| Office of the Governor | 42 |
| Office of the Lt. Governor | 46 |
| Other Offices of the Governor & Lt. Governor | 51 |
| Department of Commerce | 98 |
| Department of Community & Cultural Affairs | 112 |
| Department of Corrections..... | 135 |
| Department of Fire | 143 |
| Department of Finance | 162 |
| Department of Labor | 189 |
| Department of Lands & Natural Resources | 199 |
| Department of Public Safety..... | 214 |
| Department of Public Works | 230 |
| First Senatorial District - Rota | 244 |
| Second Senatorial District - Tinian | 303 |
| Third Senatorial District - Mayor of Saipan, N. Islands, & Municipal Council | 353 |
| Boards & Commissions | 363 |
| Independent Programs | 385 |
| Elected Attorney General | 391 |
| Other Programs | 407 |
| Health Network Program | 408 |
| Northern Marianas College..... | 409 |
| Public School System | 412 |
| Department of Public Lands | 415 |



Arnold I. Palacios
Governor

David M. Apatang
Lieutenant Governor

COMMONWEALTH OF THE NORTHERN MARIANA ISLANDS
OFFICE OF THE GOVERNOR

July 1, 2024

GOV 2024-492

The Honorable Edmund S. Villagomez
House Speaker
23rd Northern Marianas Commonwealth Legislature
P.O. Box 500586
Saipan, MP 96950

The Honorable Edith E. Deleon Guerrero
Senate President
23rd Northern Marianas Commonwealth Legislature
P.O. Box 500586
Saipan, MP 96950

Dear Speaker Villagomez and President Deleon Guerrero:

In accordance with Article III, Section 9 of the NMI Constitution and 1 CMC § 7201(e), I submit herewith the proposed budget revision for the Commonwealth Government and Related Agencies for Fiscal Year 2025 beginning October 1, 2024, and ending September 20, 2025. As mandated by the CNMI Constitution, the budget submitted herein is balanced such that the total amount of proposed expenditures does not exceed the total estimated resources available for appropriations.

The gross budgetary resources reported by the Secretary of Finance and available for general appropriation for Fiscal Year 2025 remain unchanged at \$158,614,274. The gross amount is adjusted to reflect earmarked funds, debt service, and other legally obligated set-asides, resulting in available resources for appropriation of \$111,474,011.

The total available resources in the budget are illustrated below:

Estimated Budgetary Gross - Revised

| | |
|---|---------------|
| Estimated Gross Budgetary Resources, FY 2025: | \$158,614,274 |
| A. Less revenue transfers to other funds: | |
| 1) 4 CMC § 1803 MVA hotel/container tax | (4,412,374) |

| | |
|---|----------------------------|
| B. Less Debt Service Previously Appropriated: | |
| 1) Appropriated for 2007A Refunding Bond payment | (3,618,500) |
| 2) Appropriated for 2007B Refunding Bond payment | (3,391,750) |
| C. 2020 Pension Obligation Note Payment | (2,886,600) |
| D. MPLT 2019 Loan | (831,039) |
| E. Less Debt Service Settlement Fund | |
| 1) Final Amended Stipulation and Agreement of Settlement, P.L. 20-33 | <u>(32,000,000)</u> |
| Subtotal | <u>(47,140,263)</u> |
| FY 2025 Budgetary Resources Available for Appropriation (revised) | \$111,474,011 |
| To Public School System | (33,620,000) |
| To Judiciary, Legislative and Executive Branch Departments and Agencies | <u>\$77,854,011</u> |

Increased Allocation to CNMI Public School System

The revised budget allocation to the Public School System has increased by \$5.75M to \$33.6M. In extensive budget discussions with the Administration, members of the CNMI State Board of Education and PSS leadership presented this funding level as sufficient to maintain the quality of education provided to thousands of students. The Administration committed to support this funding request in the revised budget.

The Administration's commitment to the Public School System involves a revision to the proposed budget that requires reallocating funds from the Executive Branch to PSS, further reducing personnel costs by \$5.36 million and costs to other programs. Although executive branch personnel are funded by the General Fund at approximately 60 hours, the current austerity work schedule of 70 hours will be maintained using recouped ARPA funds that will subsidize the personnel funding gap to the Executive Branch.

| Program Activity | Allocation 4/1/2024 | @ | Proposed 7/1/2024 | Revision | @ | inc./dec.) |
|----------------------------|------------------------|---|----------------------|----------|---|------------------|
| Public School System | 27,715,372 | | 33,466,869 | | | 5,751,497 |
| Public School System Board | 153,131 | | 153,131 | | | - |
| | 27,868,503 | | 33,620,000 | | | 5,751,497 |

Economic Activities

Positive economic developments are already in progress in the CNMI, including escalated construction work from military activities on Tinian, multiple government projects to improve primary and secondary roadways, and several other capital improvement projects that will continue or be completed in 2025.

Northern Marianas College, for example, anticipates the completion of its \$33M Student Center in FY2025, and expects to begin the construction of two other new buildings in 2025. There are other projects throughout the Commonwealth: in addition to Route 206 (Tinian), which was recently completed, we anticipate other major project completions in FY 2025 to include the Garapan Revitalization Project, Beach Road Improvement Project, and Route 36 Kalabera Road.

The Lieutenant Governor and I are working with cabinet members to expedite other projects that are pending and will contribute to the economic resources of the Commonwealth. Further, the Department of Finance, Division of Revenue & Tax, and Customs and Biosecurity are actively monitoring construction shipments and taxable activities to boost revenue collections. DRT's Collection Branch recently provided outreach services in partnership with the University of Baltimore School of Law Taxpayer Clinic and Azarvand Tax Law to assist taxpayers in the collection process, reviewing over 90 tax cases amounting to \$4.85 million in tax receivables. As demonstrated in the collection of \$14.6M in the past year by the Tax Collection Taskforce, this Administration remains committed to strong tax enforcement and compliance to ensure steady revenue collections.

Cost-Cutting Initiatives and Revenue-Generating Legislation

From the beginning of this Administration, we have moved aggressively to stabilize the government's fiscal condition. We have implemented austerity hours, canceled contracts, released hundreds of employees, eliminated vacant FTEs, and directed government departments to reduce fuel and utilities costs. This government, especially the executive branch, is already operating on a skeletal budget. Further cuts will further jeopardize vital public services and create ripple effects throughout the local economy.

To restore the government's fiscal health and protect essential services, our efforts to reduce costs must be complemented by revenue generation. The importance of passing revenue-generating legislation cannot be overemphasized. We stressed this urgency in our original budget transmittal on April 1, 2024. With the Legislature's support, we can, together, revisit existing outdated statutes and propose amendments to adjust rates and modernize tax and fee structures established—in some cases—more than two decades ago.

This revision fulfills the Executive Branch's budgetary responsibility as required by the Constitution. The Governor's Council, comprised of the Mayors of the Municipalities of Saipan, Tinian, Rota, and the Northern Islands, and the Executive Director for Carolinian Affairs, was consulted in the preparation of

this revised budget, as provided in Article VI, Section 5 of the NMI Constitution and 1 CMC § 7201(a). We will continue to monitor changes in our fiscal condition that may affect this budget and will promptly inform you if changes are appropriate.

The Special Assistant for Management and Budget and the Secretary of Finance are available to discuss the details of this proposed revision to the CNMI Budget for Fiscal Year 2025.

Sincerely,



ARNOLD I. PALACIOS

Enclosures: Revision to Volume I (General Fund)
Revision to Volume I (Special Fund)
Revision to Volume II (Federal Programs)

cc: Lieutenant Governor
Secretary of Finance
Special Assistant for Management and Budget
Special Assistant for Administration
Special Assistant for Programs and Legislative Review
All Mayors of the Municipalities
Executive Assistant for Carolinian Affairs
Chairman, House Ways and Means Committee
Chairman, Senate Committee on Fiscal Affairs





Office of the Secretary
Department of Finance



P.O. Box 5234 CHRB, Saipan MP 96950

TEL: (670) 664-1100 FAX: (670) 664-1115

Memorandum

SFM 2024-129

Date: March 28, 2024
To: Governor
From: Secretary of Finance
SUBJECT: FY 2025 Revenue Forecast

Pursuant to 1CMC§7201(a) Budget and Planning Act, I write to provide you with the revenue forecast for Fiscal Year 2025. This forecast is based on current FY 24 collection trends and other revenue factors that may impact our collections. My office maintains the objective approach with a hybrid method, utilizing both external, knowledge-based information, as well as historical data trends, seeking to estimate revenues as accurately as possible with risk of an actual shortfall. Refer to *Attachment A – FY 2025 Revenue Forecast* for reference.

First and Second Quarter Collections (Cumulative)

For the period October 2023 – March 21, 2024 (First-Second Quarter), the revenue collection report indicates a total gross collection of \$64,886,841, representing a 22% decrease in gross revenue collections to date, or by \$17.79 million compared to the revenue forecast. The overall decrease derives from a reduction in total taxes (i.e., BGR -13%, Wage & Salary Tax -16%, Excise Tax and Other taxes -40%), license and fees, and other revenue categories. These reductions can be attributed to loss of disposable income resulting in less spending in the local economy, while excise tax reductions are attributed to general decrease in demand for goods.

However, we did realize an increase in collection for the Income Taxes category, specifically Personal Income Tax (NMTIT) by 89% or \$762,811, and Penalties & Interest on Delinquent Taxes by 309% or \$650,765. This is a result of the tax filing season with a deadline of April 15, spurring taxpayer activity, as well as efforts by the Tax Collection Taskforce, helping taxpayers come into compliance. Other increases include Liquid Fuel Tax 17%, Poker Machine Licenses 48%, Passport fees 22%, and various charges for services 606%, including a 413% increase in Customs Overtime Charge for airport services due to increased flights. See *Attachment B – FY 2024 Cumulative Actual Collections To Date Report* for reference.

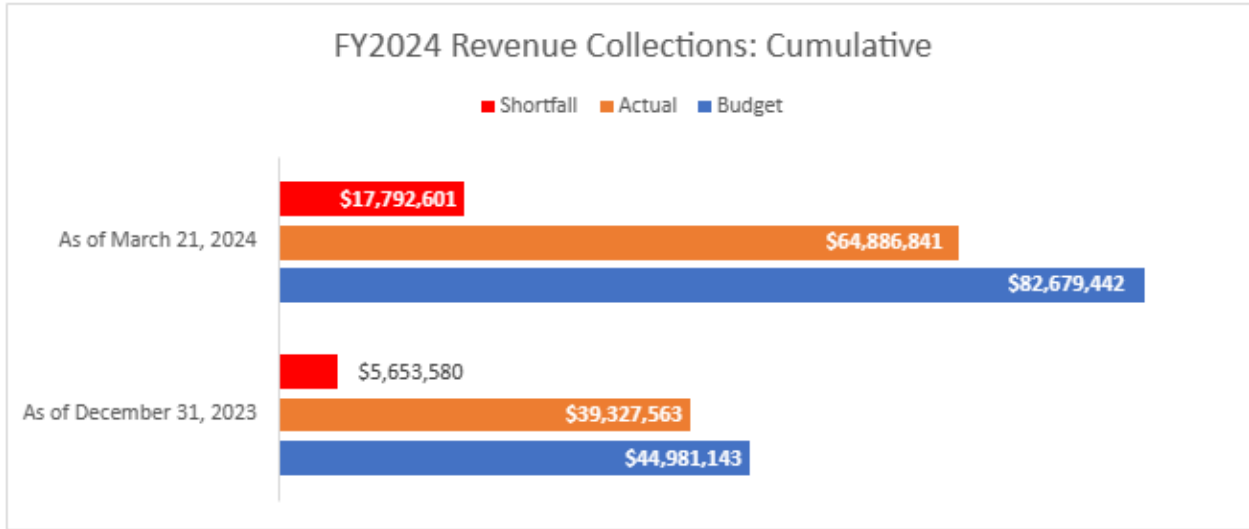


Figure 1. FY 2024 Cumulative Actual Collections and Shortfall

Customs Import and BGRT Trends

Trend data from the Division of Customs and Biosecurity provides insight to the ongoing challenges to restore our local economy to pre-pandemic levels. Challenges such as the rise in source products, fuel, and general shipping costs are reflected in the slight downward trend of incoming containers to our ports, fluctuating shipment of goods, and only the Construction Materials imports seeing a slight increasing trend. The general decrease in demand directly impacts import activity. See *Attachment C- Customs Import Data* for other trend charts.

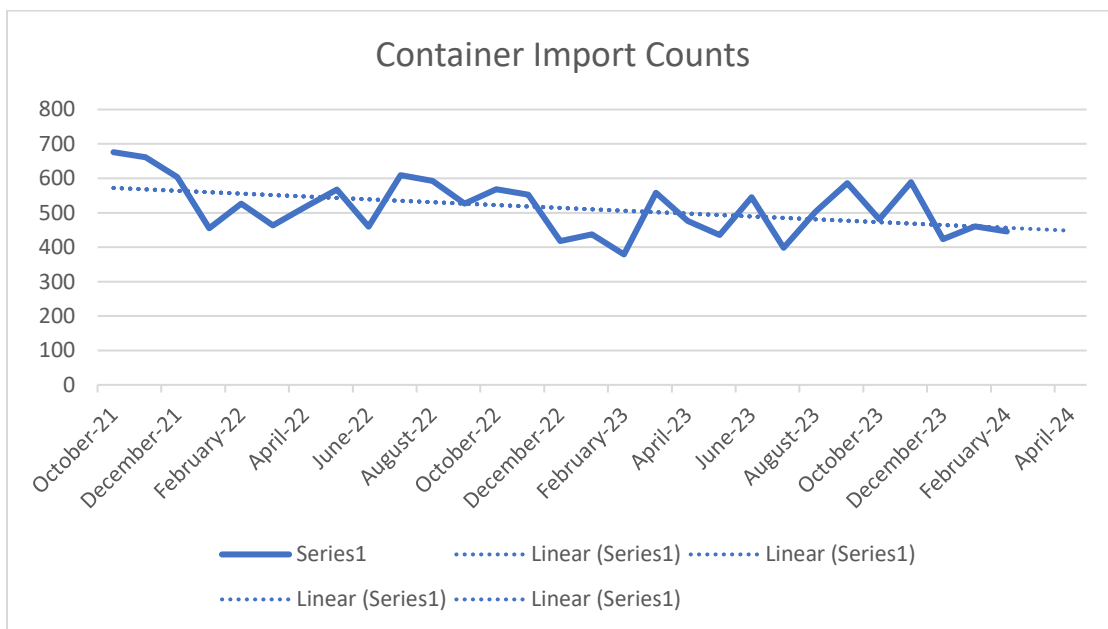


Figure 2. Container Import Count Data FY 22-FY 24

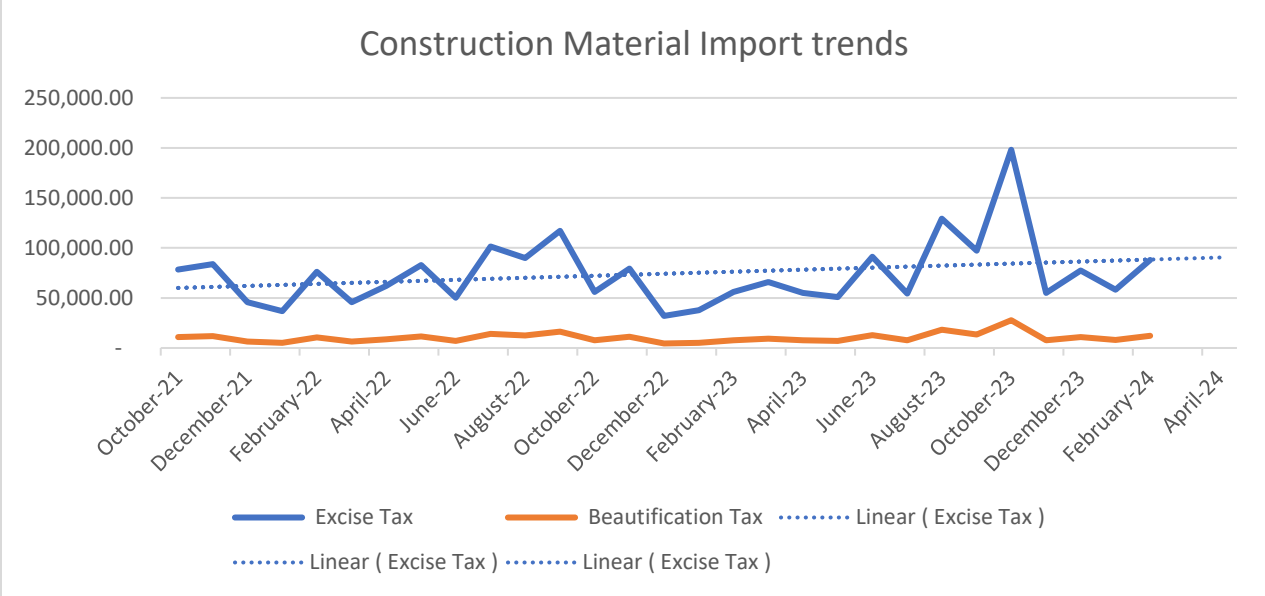


Figure 3. Construction Material Import Data, FY22-FY 24

Business Gross Revenue Taxes

The attached Business Gross Revenue Tax monitoring indicates that the top five tax activities include Retail, Construction Contractors, Hotels and Motels, Financial Institutions, and Other Various Industries. According to the data, overall BGRT collections fell short from estimates, a challenge to cash flow necessary for government operations. Tax collection efforts will remain focused on top revenue generating activities.

However, collections from April through September 2024 still have the potential to recover this shortfall. We remain measuredly optimistic that current revenue collection efforts and progressing construction projects around the island, in addition to increasing tourism arrivals will be key factors in closing the fiscal gap. See *Attachment D –FY2023-2024 (as of December 2023) BGRT Table* for reference.

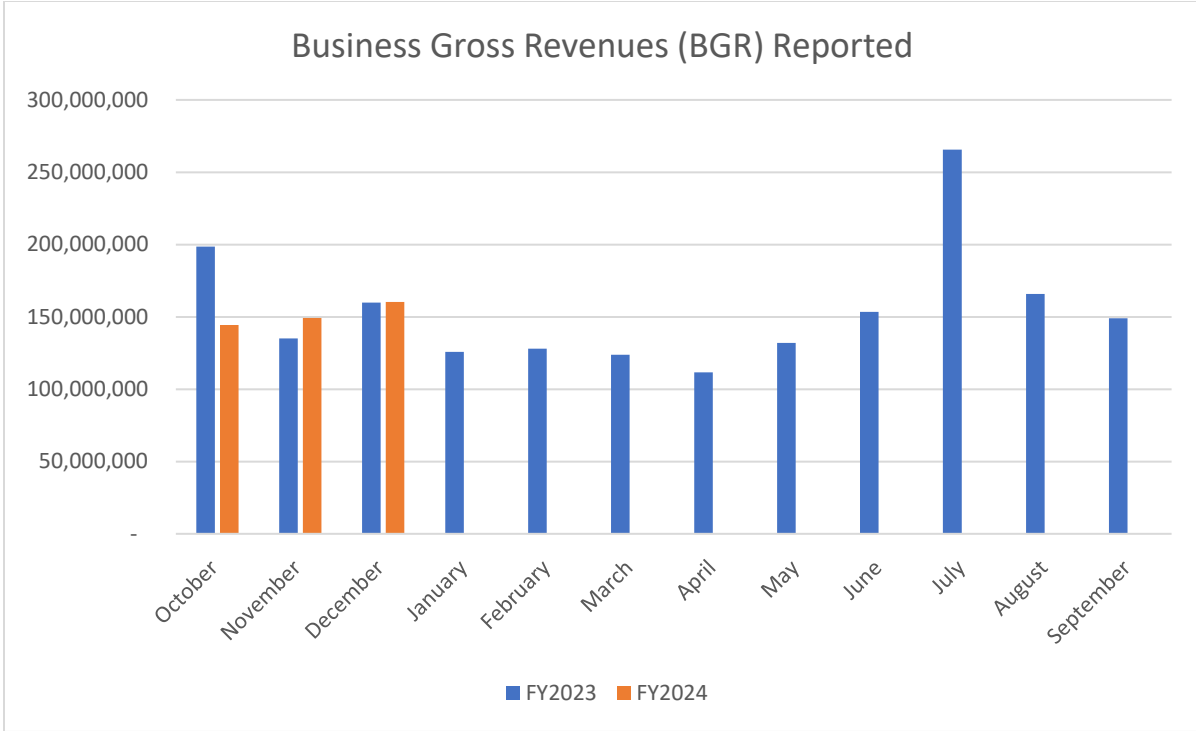


Figure 4. Gross Revenue reported FY23 to FY24 (as of December 2023)

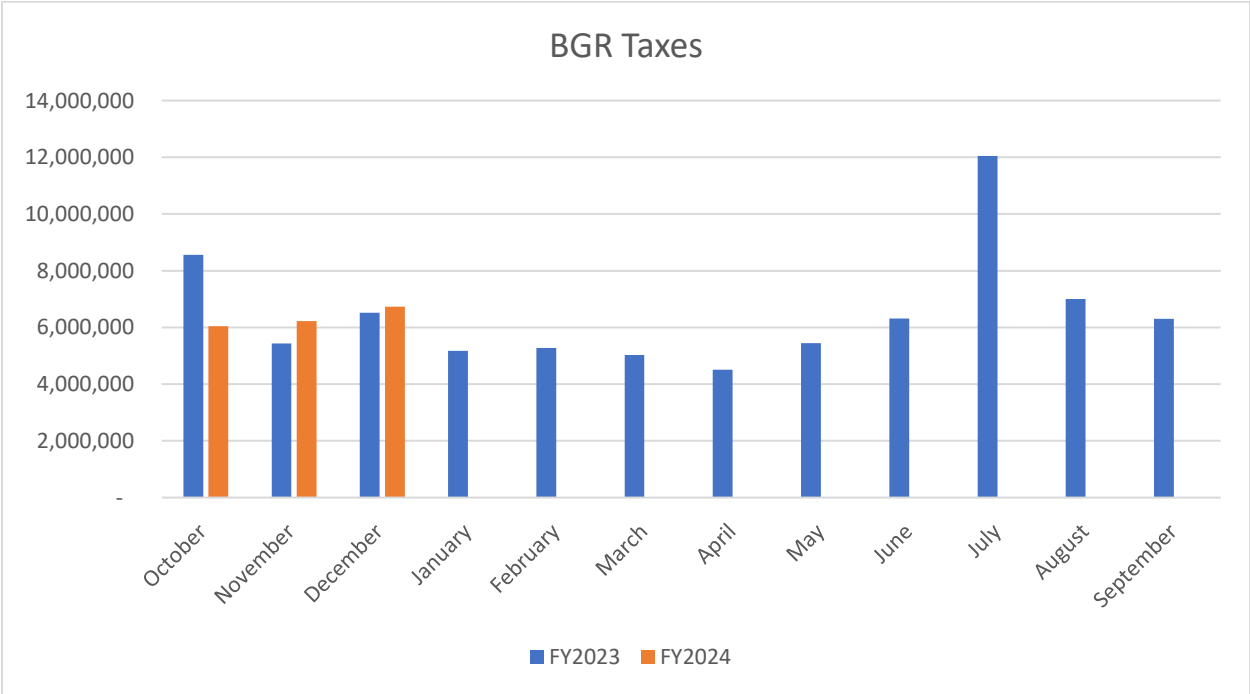


Figure 5. BGR Taxes from the Gross Revenue reported FY23 to FY24 (as of December 2023)

Increasing Tourism

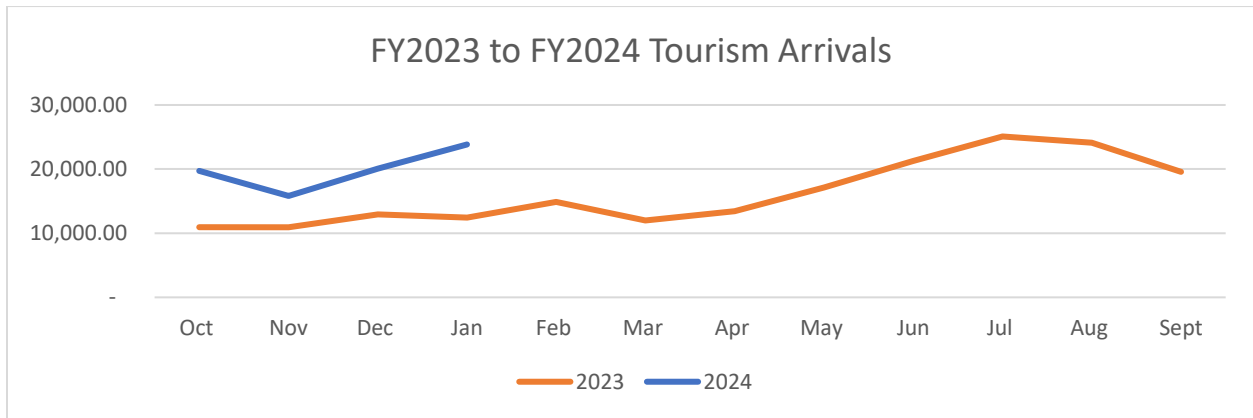


Figure 5. MVA Tourism Arrivals, FY23-FY24 (as of January)

MVA has reported favorable data as of January 2024, restoring tourist arrivals to 50% of pre-pandemic levels in January 2024. MVA’s strategic partnerships, media coverage and influencer collaboration have played a vital role in promoting the Marianas to our source markets.

The FY 2025 tourist arrival forecast submitted by MVA displays an increase by 10%, accounting for the additional direct flights by Hong Kong Airlines and other flights. Additionally, the continuation of United Airlines direct flights to Tokyo-Narita, Japan support the resumption of our tourism industry. These positive indicators of a modestly improving recovery provide reason for a cautious reduction in forecasted revenue levels.

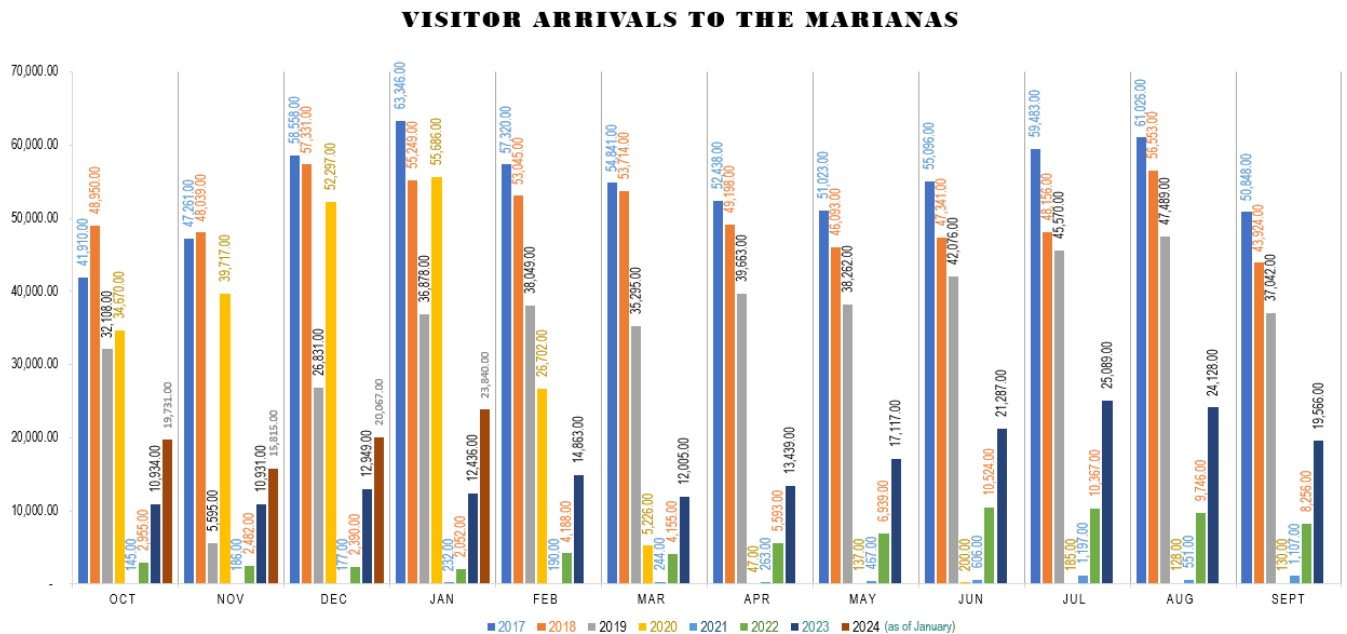


Figure 6. Historical Data of the tourism arrivals from FY17 to FY24 (as of January)

Tax Collection Taskforce

The Tax Collection Taskforce has made a significant impact to General Fund revenue collection, bringing in approximately \$13.5 million since its inception in July 2023. To date, there is approximately \$27 million in tax receivables for 226 taxpayer accounts that are currently assigned to revenue officers; these accounts are already in installment plans or have pending installment agreement requests. In addition, the Collections Branch is also reviewing existing installment agreements with large balances to reevaluate whether installment payment amounts reflect the taxpayers' ability to pay. This could result in additional revenues from increased installment agreement amounts.

The Examination/Audit Branch has been referred a total of 114 cases for taxpayer audits, with \$243 thousand in proposed changes since January 2024. The progress the taskforce has made is a positive indicator of the business community's willingness to be tax compliant. It is also a reflection of this administration's commitment to level the playing field for good actors who consistently pay their fair share of taxes.

Ongoing monitoring of tax filings and payment plan compliance remains a top priority of the Division of Revenue & Taxation (DRT). In FY 2025, the DRT led taskforce anticipates collection of tax arrears to be 20% of the current collectible AR for accounts owing \$5,000 or more, which amounts to approximately \$9.6M. However, it is worth noting that this projection could vary depending on the amounts collected during the remainder of FY2024 and staffing levels for FY2025.

Finally, the Tax Collection Taskforce has initiated enforcement activities with respect to poker establishments and retailers. To date, it has conducted 407 poker machine meter readings at 23 establishments. It has also inspected sales receipts at 20 establishments, resulting in 5 citations for failure to maintain required records and with 5 of these cases expected to be referred to the Examinations Branch. We anticipate that these efforts will result in increased taxpayer compliance and assessments for underreporting on past tax returns.

The results of the Tax Collections Taskforce's previous collections activities and anticipated results from current efforts support the revenue collections forecast for FY2025.

FY 2025 Forecast & Assumptions

Due to the revenue trends stated above for the first and second quarters, my office recommends a cautious percentage decrease of 3%, reducing the gross forecast to \$158,614,274, a decrease of \$4.8 million from current budget levels. This percentage is applied to major categories such as BGRT at a 12% reduction and Excise Tax and Other Taxes at a 40% overall reduction. This assumption was based on the cumulative declines in these categories in FY 2024 as of March 21, 2024.

Additionally, the forecast maintains the assumption that certain special revenue funds will remain suspended, such as earmarks to excise taxes, hotel occupancy tax, developers infrastructure tax, and certain fees.

Lastly, I urge you to consider exercising your authority under 1CMC§7201(e) to submit a revised budget estimate by July 1, 2024, providing an opportunity to realize additional revenue collections in the 3rd quarter of this fiscal year and adjusting the estimate accordingly.

Outside Sources

We have identified other revenue sources such as Tobacco Settlement funds and Commonwealth Worker Fees estimated to be received by the CNMI in FY2025 as follows:

| Outside Source Funds | Amount |
|-----------------------------|----------------|
| Tobacco Settlement Fund | \$541,597.00 |
| Commonwealth Worker Fees | \$1,300,000.00 |

My office will continue to monitor the monthly revenue collections and advise you of significant changes as they are found that may impact the current forecast. Should you have any questions or need additional information regarding this report, please do not hesitate to contact me directly.

Sincerely,



Tracy B. Norita
Secretary of Finance

Enclosed:

- Attachment A – FY 2025 Revenue Forecast
- Attachment B – FY 2024 Q2 as of March 31, 2024 Actual Collections Report
- Attachment C – Customs Import Data
- Attachment D –FY2023-2024 (as of December 2023) BGRT Table

Attachment A – FY 2025 Revenue Forecast

COMMONWEALTH OF THE NORTHERN MARIANA ISLANDS
DEPARTMENT OF FINANCE
Fiscal Year 2025 Estimated Revenue

FY2025

REVENUE SOURCE

TAXES

Income tax:

| | |
|---------------------------------------|------------|
| 1 Business Gross Revenue Tax | 62,356,974 |
| 2 Wage & Salary Tax | 28,057,095 |
| 3 Personal NMTIT | 1,684,163 |
| 4 Corporate NMTIT | 2,427,841 |
| 5 Gaming Jackpot Tax | 928,721 |
| 6 Penalties/Interest Delinquent Taxes | 515,984 |

Total Income Taxes 95,970,778

Excise Taxes:

| | |
|--|------------|
| 7 Cigarettes (Post P.L. 18-64 eff 9-16-2014) | 12,730,783 |
| 8 Beer & Malt Beverages | 3,286,368 |
| 9 Other Commodities | 22,221,653 |

Sub-Total Excise Taxes 38,238,805

Hotel/Bar/Beautification Taxes:

| | |
|------------------------|-----------|
| 10 Hotel Occupancy Tax | 5,515,468 |
| 11 Bar Tax | 771,474 |
| 12 Beautification Tax | 1,174,158 |

Sub-Total Hotel/Bar/Beautification Taxes 7,461,099

Liquid Fuel Tax

| | |
|----------------------|-----------|
| 13 Non Aviation Fuel | 2,481,682 |
| 14 Aviation Fuel | 318,584 |

Sub-Total Liquid Fuel Tax 2,800,266

Beverage Container Tax

| | |
|---|---------|
| 15 Soft drinks & Non-Dairy | 772,454 |
| 16 Beer, Ale, Malt, Distilled Alcohol, Wine, and Sake | 775,961 |

Sub-Total Beverage Container Tax 1,548,416

Developers Infrastructure Tax

| | |
|------------------|---------|
| 17 Dev. Inf. Tax | 175,670 |
|------------------|---------|

Total Other Taxes 50,224,256

TOTAL TAXES 146,195,034

LICENSES AND FEES

Amusement Machine Licenses

| | |
|-------------------------------|-----------|
| 18 Non-Gambling Machines | - |
| 19 Poker Machines | 2,612,275 |
| 20 Electronic Gaming Machines | 1,833,077 |

Total Amusement Machine Licenses 4,445,352

REVENUE SOURCE*Other Licensees and Fees*

| | |
|--|-----------|
| 21 Business License Fees | 824,455 |
| 22 Vehicle Registration Fees | 1,649,494 |
| 23 Operator License Fees (net) | 357,982 |
| 24 Admiralty and Maritime Fees | 4,323 |
| 25 Weapons Fees | 23,925 |
| 26 Corporation Fees | 135,598 |
| 27 Building Safety Code Fees | 300,165 |
| 28 Passport Fees | 286,319 |
| 29 Miscellaneous Licenses and Fees (net) | 683,399 |
| 30 Solid Waste Disposal Fees | 856,054 |

Total Other Licenses and Fees 5,121,713

TOTAL LICENSES AND FEES 9,567,065

Charges for Services

| | |
|--|---------|
| 31 Indirect Cost Reimbursement (Gross IDC Collections) | 605,429 |
| 32 CIQ Overtime | 181,291 |
| 33 Various Charges for Services | 157,951 |

Total Charges for Services 924,672

Other Revenue

| | |
|-------------------------------|---------|
| 34 Interest Income - Treasury | 5,837 |
| 35 Business Privilege Fee | 270,501 |
| 36 Lottery Commission Revenue | 108,034 |
| 37 Miscellaneous Revenue | 192,113 |

Total Other Revenue 574,486

TOTAL FEES, SERVICES, AND OTHER REVENUE 11,066,222

TOTAL TAXES AND FEES 157,261,256

TRANSFERS IN/OTHER INTERNAL SOURCES

| | |
|---------------------------------------|---------|
| 38 MPLT Interest Transfer In | 831,039 |
| 39 OPA Current FY Automatic Agency 1% | 521,980 |
| 40 Other Transfers In | - |

TOTAL TRANSFERS IN/OTHER INTERNAL RESOURCES 1,353,018

TOTAL REVENUE PRIOR TO TRANSFERS OUT 158,614,274

REVENUE SOURCE**Special Earmarks**

| | |
|--|-------------|
| 41 Cigarettes Excise Tax to Tobacco Control (PL 13-38) | - |
| 42 CIQ Overtime Revolving Fund | - |
| 43 MVA - Hotel (80%) 4 CMC §1803 | (4,412,374) |
| 44 Revenue and Taxation Enforcement (4 CMC §1503(c)) | - |
| 45 GHLI - 50% Cigarette 4 CMC §1402(g)(3) - PL 18-64 | - |

Subtotal Special Earmarks (4,412,374)

General Earmarks

| | |
|---|---|
| 46 Cancer Fund - 3% Excise 4 CMC §1402(g)(2) (Suspended FY2020) | - |
| 47 NMIRF - Hotel (20%) 4 CMC §1803 | - |
| 48 Excise Tax Transfer to Solid Waste R/F 10% (PL 13-42) | - |
| 49 7% Solid Waste R/F per 4 CMC §1402(g)(1) - PL 18-64 | - |
| 50 PSS Technical Education (4 CMC §1503) | - |
| 51 NMIRF - Alcohol Container (30%) 4 CMC §1803 | - |
| 52 MVA - Alcohol Container (20%) 4 CMC §1803 | - |
| 53 Retirement DB Plan Members Fund (15% E-gaming PL 18-30) | - |
| 54 Northern Marianas RF account (60% E-gaming PL 18-30) | - |
| 55 ABTC Enforcement Operations (4 CMC §5578) | - |
| 56 Solid Waste Fund (2 CMC §3551) | - |
| 57 Driver License Fees (PL 20-39) | - |
| 58 BMV Fund (9 CMC §2118, §2119) | - |
| 59 Foreign Worker Fee Fund (PL 17-01; Suspended indefinitely) | - |
| 60 IDC Reimbursement to Office of Grants Management (35%, 1 CMC § 2893) | - |
| 61 Vehicle Registration Fees (PL 11-55) | - |
| 62 Operator License Fees (net) (PL 20-90) | - |
| 63 Admiralty and Maritime Fees (4 CMC §1222) | - |
| 64 Weapon Fees (PL 19-73) | - |
| 65 Corporation Fees (4 CMC §4205) | - |
| 66 Building Safety Code Fees (PL 06-45) | - |
| 67 Lottery Commission Revenue (PL 03-60) | - |

Subtotal General Earmarks -

General Earmarks for Local Appropriation

| | |
|--|---|
| 68 3rd Senatorial District (15% E-gaming PL 18-30) | - |
| 69 1st Senatorial District (5% E-gaming PL 18-30) | - |
| 70 2nd Senatorial District (5% E-gaming PL 18-30) | - |
| 71 3rd a& 2nd Senatorial (PL 20-59, 4CMC § 1508, Amusement/Poker/Pachinko Slot Machines) | - |
| 72 Developers Infrastructure Tax (100%) | - |

Subtotal General Earmarks for Local Appropriations -

TOTAL IDENTIFIED BUDGETARY RESOURCES 154,201,900

FY2025

REVENUE SOURCE**LESS Debt Service Previously Appropriated**

| | |
|---|-------------|
| Appropriated for 2003A \$40 million Bond Payment | - |
| Appropriated for 2007A Refunding Bond Payment | (3,618,500) |
| Appropriated for 2007B Refunding Bond Payment | (3,391,750) |
| Appropriated for 2020 Pension Obligation Note Payment | (2,886,600) |
| MPLT 2019 Loan | (831,039) |

Total Reduction for Appropriated Debt Service (10,727,889)

LESS Settlement Agreement

| | |
|---|--------------|
| Appropriated for Payment of NMI Settlement Fund | (32,000,000) |
|---|--------------|

Total Reduction for Settlement Agreement (32,000,000)

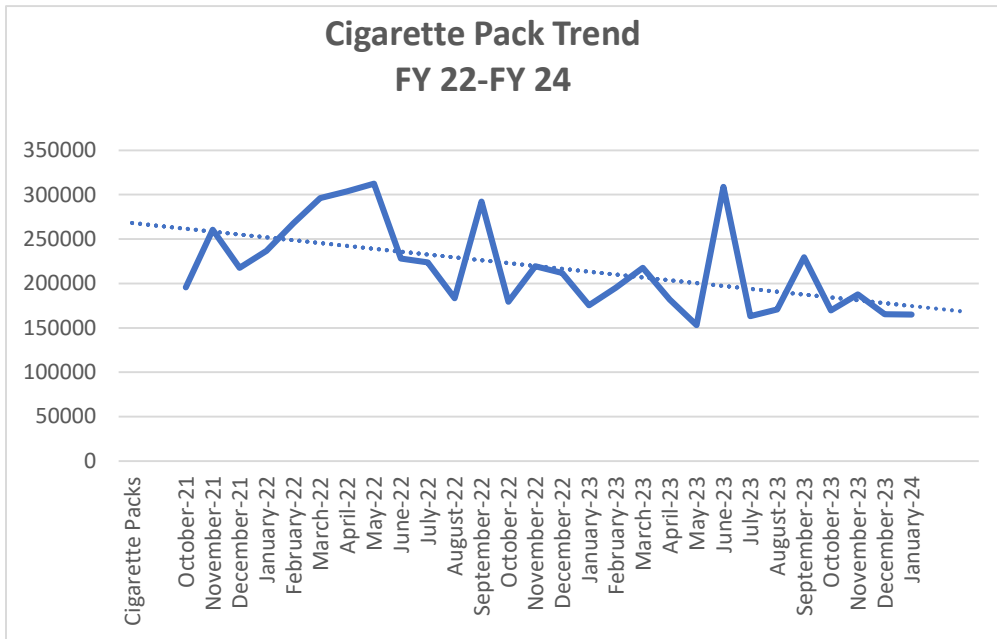
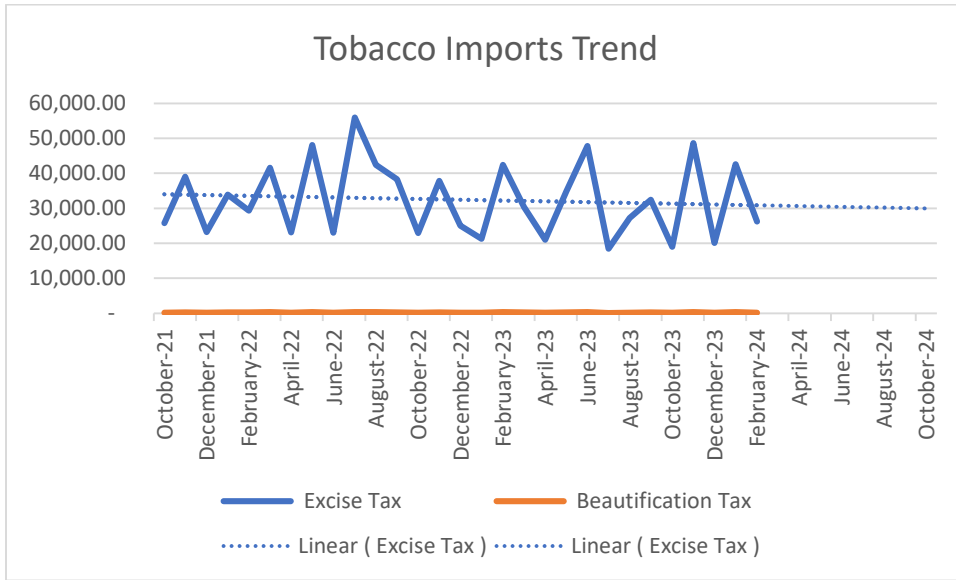
TOTAL for DEBT SERVICE/SETTLEMENT AGREEMENT (42,727,889)

TOTAL IDENTIFIED BUDGETARY RESOURCES AVAILABLE FOR APPROPRIATION 111,474,011

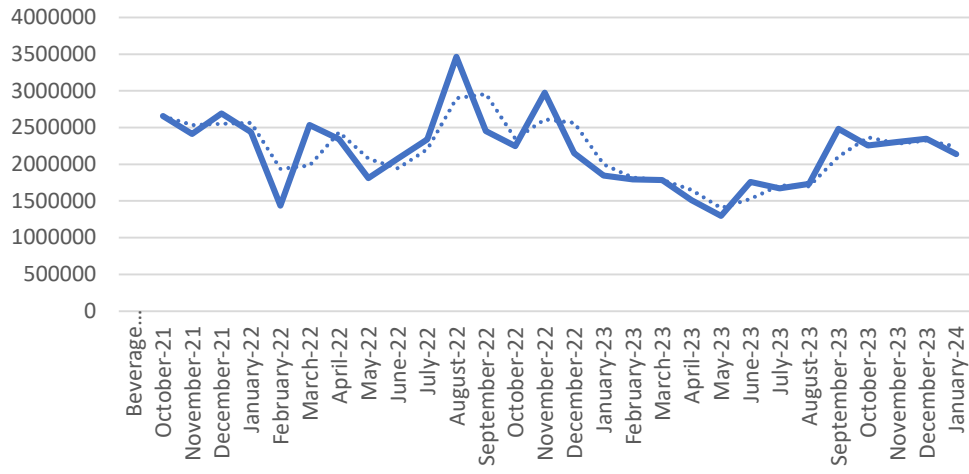
Attachment B – FY 2024 Q2 as of March 31, 2024, Actual Collections Report

| REVENUE SOURCE | FY2024 Cumulative Quarter 2 as of 3/21/24 | | | | FY2024 Year to Date (as of 3/21/2024) | | | |
|--|---|----------------------|------------------------|-------------|---------------------------------------|----------------------|------------------------|-------------|
| | FY24 Q2 | | FY24 Q2 | | FY24 | | FY24 | |
| | Forecast | Actuals | Change | % | Forecast | Actuals | Change | % |
| TAXES | | | | | | | | |
| <i>Income tax:</i> | | | | | | | | |
| 1 Business Gross Revenue Tax | 14,703,504 | 9,584,646.00 | | | 31,890,673 | 27,676,589 | | |
| 2 Wage & Salary Tax | 6,447,695 | 4,717,878.00 | | | 14,241,071 | 11,990,851 | | |
| 3 Personal NMTIT | 387,031 | 430,999.00 | | | 854,838 | 1,617,649 | | |
| 4 Corporate NMTIT | 557,933 | 235,212.00 | | | 1,232,311 | 458,707 | | |
| 5 Gaming Jackpot Tax | 213,426 | 138,322.00 | | | 471,395 | 260,650 | | |
| 6 Penalties/Interest Delinquent Taxes | 95,269 | 630,979.00 | | | 210,422 | 861,187 | | |
| Total Income Taxes | \$ 22,404,858 | \$ 15,738,036 | \$ (6,666,822) | -30% | \$ 48,900,710 | \$ 42,865,633 | \$ (6,035,077) | -12% |
| <i>Excise Taxes:</i> | | | | | | | | |
| 7 Cigarettes (Post P.L. 18-64 eff 9-16-2014) | 3,021,303 | 1,896,146.00 | | | 6,673,173 | 3,863,654 | | |
| 8 Beer & Malt Beverages | 779,930 | 497,755.00 | | | 1,722,636 | 1,159,047 | | |
| 9 Other Commodities | 5,273,700 | 2,380,226.00 | | | 11,648,060 | 5,249,745 | | |
| Sub-Total Excise Taxes | \$ 9,074,933 | \$ 4,774,127 | | | \$ 20,043,869 | \$ 10,272,446 | | |
| <i>Hotel/Bar/Beautification Taxes:</i> | | | | | | | | |
| 10 Hotel Occupancy Tax | 1,308,945 | 877,433.00 | | | 2,891,077 | 2,398,654 | | |
| 11 Bar Tax | 183,088 | 58,954.00 | | | 404,388 | 165,938 | | |
| 12 Beautification Tax | 278,654 | 216,980.00 | | | 615,465 | 501,789 | | |
| Sub-Total Hotel/Bar/Beautification Taxes | \$ 1,770,688 | \$ 1,153,367 | | | \$ 3,910,931 | \$ 3,066,381 | | |
| <i>Liquid Fuel Tax</i> | | | | | | | | |
| 13 Non Aviation Fuel | 588,959 | 613,989.00 | | | 1,300,838 | 1,551,116 | | |
| 14 Aviation Fuel | 75,607 | 74,802.00 | | | 166,994 | 170,453 | | |
| Sub-Total Liquid Fuel Tax | \$ 664,566 | \$ 688,791 | | | \$ 1,467,832 | \$ 1,721,569 | | |
| <i>Beverage Container Tax</i> | | | | | | | | |
| 15 Soft drinks & Non-Dairy | 183,321 | 153,844.00 | | | 404,902 | 363,457 | | |
| 16 Beer, Ale, Malt, Distilled Alcohol, Wine, and Sake | 184,153 | 107,267.00 | | | 406,740 | 246,568 | | |
| Sub-Total Beverage Container Tax | \$ 367,474 | \$ 261,111 | | | \$ 811,642 | \$ 610,025 | | |
| <i>Developers Infrastructure Tax</i> | | | | | | | | |
| 17 Dev. Inf. Tax | 41,690 | 26,101.00 | | | 92,082 | 68,539 | | |
| Total Other Taxes | \$ 11,919,351 | \$ 6,903,497 | \$ (5,015,854) | -42% | \$ 26,326,356 | \$ 15,738,960 | \$ (10,587,396) | -40% |
| TOTAL TAXES | \$ 34,324,209 | \$ 22,641,533 | \$ (11,682,676) | -34% | \$ 75,227,066 | \$ 58,604,593 | \$ (16,622,473) | -22% |
| LICENSES AND FEES | | | | | | | | |
| <i>Amusement Machine Licenses</i> | | | | | | | | |
| 18 Non-Gambling Machines | - | - | | | - | - | | |
| 19 Poker Machines | 697,552 | 1,061,027.89 | | | 1,540,688 | 2,276,972 | | |
| 20 Electronic Gaming Machines | 489,483 | 18,000.00 | | | 1,081,125 | 18,000 | | |
| Total Amusement Machine Licenses | \$ 1,187,035 | \$ 1,079,028 | | | \$ 2,621,813 | \$ 2,294,972 | | |
| <i>Other Licensees and Fees</i> | | | | | | | | |
| 21 Business License Fees | 220,153 | 248,736.50 | | | 486,253 | 487,701 | | |
| 22 Vehicle Registration Fees | 440,462 | - | | | 972,851 | - | | |
| 23 Operator License Fees (net) | 95,591 | - | | | 211,133 | - | | |
| 24 Admiralty and Maritime Fees | 1,154 | - | | | 2,549 | - | | |
| 25 Weapons Fees | 6,389 | - | | | 14,111 | - | | |
| 26 Corporation Fees | 36,209 | - | | | 79,975 | - | | |
| 27 Building Safety Code Fees | 80,153 | 124,984.16 | | | 177,034 | 379,514 | | |
| 28 Passport Fees | 76,455 | 110,955.00 | | | 168,867 | 205,535 | | |
| 29 Miscellaneous Licenses and Fees (net) | 182,487 | 17,025.73 | | | 403,060 | 39,326 | | |
| 30 Solid Waste Disposal Fees | 228,591 | 175,709.21 | | | 504,890 | 388,739 | | |
| Total Other Licenses and Fees | \$ 1,367,643 | \$ 677,411 | | | \$ 3,020,722 | \$ 1,500,815 | | |
| TOTAL LICENSES AND FEES | \$ 2,554,678 | \$ 1,756,438 | \$ (798,239) | -31% | \$ 5,642,535 | \$ 3,795,786 | \$ (1,846,748) | -33% |
| <i>Charges for Services</i> | | | | | | | | |
| 31 Indirect Cost Reimbursement (Gross IDC Collections) | 206,113 | 146,352.59 | | | 455,244 | 245,467 | | |
| 32 CIQ Overtime | 54,910 | 316,158.00 | | | 121,281 | 621,587 | | |
| 33 Various Charges for Services | 53,773 | 65,224.72 | | | 118,769 | 838,976 | | |
| Total Charges for Services | \$ 314,797 | \$ 527,735 | | | \$ 695,295 | \$ 1,706,029 | | |
| <i>Other Revenue</i> | | | | | | | | |
| 34 Interest Income - Treasury | 1,987 | - | | | 4,389 | - | | |
| 35 Business Privilege Fee | 92,090 | 35,505.00 | | | 203,400 | 84,397 | | |
| 36 Lottery Commission Revenue | 36,099 | - | | | 79,732 | - | | |
| 37 Miscellaneous Revenue | 65,403 | - | | | 144,456 | - | | |
| Total Other Revenue | \$ 195,579 | \$ 35,505 | | | \$ 431,977 | \$ 84,397 | | |
| TOTAL FEES, SERVICES, AND OTHER REVENUE | \$ 3,065,054 | \$ 2,319,679 | \$ (745,375) | -24% | \$ 6,769,807 | \$ 5,586,213 | \$ (1,183,594) | -17% |
| TOTAL TAXES AND FEES | \$ 37,389,263 | \$ 24,961,212 | \$ (12,428,052) | -33% | \$ 81,996,873 | \$ 64,190,806 | \$ (17,806,068) | -22% |
| TRANSFERS IN/OTHER INTERNAL SOURCES | | | | | | | | |
| 38 MPLT Interest Transfer In | 189,813 | - | | | 419,241 | - | | |
| 39 OPA Current FY Automatic Agency 1% | 119,223 | 598,064.79 | | | 263,328 | 696,035 | | |
| 40 Other Transfers In | - | - | | | - | - | | |
| TOTAL TRANSFERS IN/OTHER INTERNAL RESOURCES | \$ 309,036 | \$ 598,065 | | | \$ 682,569 | \$ 696,035 | | |
| TOTAL REVENUE PRIOR TO TRANSFERS OUT | \$ 37,698,299 | \$ 25,559,277 | \$ (12,139,022) | -32% | \$ 82,679,442 | \$ 64,886,841 | \$ (17,792,601) | -22% |

Attachment C – Customs Import Data



Beverage Containers 2 Period Moving Avg. Trend



Attachment D –FY2023-2024 (as of December 2023) BGR Table

| Industries | Oct 2022 | Nov 2022 | Dec 2022 | Jan 2023 | Feb 2023 | Mar 2023 | Apr 2023 | May 2023 | Jun 2023 | Jul 2023 | Aug 2023 | Sept 2023 | Oct 2023 | Nov 2023 | Dec 2023 |
|-----------------------|-----------|-----------|-----------|-----------|-----------|-----------|-----------|-----------|-----------|-----------|-----------|-----------|-----------|-----------|-----------|
| Retail | 1,831,363 | 1,945,241 | 2,067,548 | 1,701,572 | 1,765,389 | 1,253,789 | 1,120,080 | 1,761,539 | 2,054,522 | 1,783,180 | 1,993,242 | 1,995,905 | 1,762,872 | 2,069,483 | 1,792,969 |
| Various | 386,066 | 408,326 | 528,146 | 376,775 | 373,175 | 531,281 | 330,778 | 351,269 | 453,461 | 6,447,948 | 1,129,878 | 470,873 | 391,962 | 361,608 | 532,338 |
| Construction Contra | 697,667 | 531,976 | 1,110,876 | 549,401 | 475,020 | 418,710 | 609,985 | 407,172 | 632,744 | 608,330 | 654,210 | 917,487 | 838,895 | 1,074,768 | 1,372,805 |
| Financial Institution | 529,608 | 332,194 | 403,359 | 524,421 | 454,447 | 602,618 | 513,844 | 749,051 | 805,308 | 738,768 | 774,864 | 692,676 | 753,170 | 533,401 | 498,233 |
| Hotels and Motels | 3,091,764 | 99,222 | 127,278 | 133,169 | 140,844 | 115,376 | 110,922 | 145,553 | 167,615 | 223,267 | 246,732 | 178,888 | 187,834 | 129,918 | 185,889 |
| Alcohol & Food | 319,833 | 335,634 | 390,764 | 310,675 | 324,528 | 313,164 | 308,858 | 361,174 | 421,276 | 437,467 | 449,329 | 385,414 | 391,009 | 351,734 | 418,409 |
| Services (Other) | 315,102 | 299,923 | 326,145 | 319,735 | 314,333 | 284,328 | 372,397 | 316,891 | 373,852 | 406,457 | 377,434 | 357,279 | 328,908 | 319,343 | 372,413 |
| Wholesale | 327,120 | 323,802 | 350,389 | 299,296 | 297,081 | 319,335 | 253,088 | 301,636 | 417,681 | 337,765 | 362,334 | 302,725 | 352,075 | 325,613 | 304,160 |
| Media | 212,004 | 231,471 | 236,616 | 208,595 | 209,702 | 214,943 | 100,975 | 207,401 | 210,710 | 209,228 | 204,075 | 197,323 | 204,824 | 226,886 | 242,211 |
| Medical Services | 181,254 | 220,960 | 205,401 | 170,238 | 234,243 | 203,682 | 189,119 | 207,902 | 121,658 | 169,796 | 173,294 | 158,125 | 128,287 | 129,699 | 210,363 |
| Professional | 163,104 | 232,127 | 251,591 | 109,928 | 177,789 | 159,719 | 146,581 | 130,597 | 143,295 | 191,538 | 137,973 | 182,310 | 162,971 | 116,771 | 255,582 |
| Rentals | 140,649 | 143,459 | 133,989 | 128,344 | 129,525 | 128,508 | 133,270 | 150,705 | 131,291 | 129,969 | 132,015 | 129,843 | 137,617 | 206,218 | 166,168 |
| Transportation | 122,582 | 113,981 | 120,947 | 115,170 | 158,323 | 123,159 | 93,880 | 111,325 | 142,250 | 135,581 | 136,099 | 112,961 | 163,839 | 134,615 | 103,360 |
| Gaming | 93,840 | 74,848 | 101,288 | 90,519 | 80,329 | 91,530 | 84,112 | 101,921 | 99,637 | 59,170 | 92,971 | 91,524 | 89,573 | 92,614 | 90,081 |
| Manufacturing | 68,524 | 66,858 | 69,111 | 69,567 | 67,995 | 96,333 | 76,240 | 76,472 | 66,044 | 67,389 | 66,970 | 73,627 | 66,240 | 71,822 | 71,990 |
| Other Rentals | 17,458 | 18,607 | 19,489 | 19,196 | 17,775 | 111,797 | 19,567 | 21,416 | 24,084 | 24,760 | 19,909 | 18,394 | 25,506 | 25,072 | 26,074 |
| Golf Courses | 19,975 | 20,935 | 29,502 | 31,901 | 35,166 | 27,092 | 16,390 | 18,033 | 16,937 | 18,108 | 20,343 | 17,326 | 18,693 | 20,097 | 29,126 |
| Non-profits | 19,565 | 14,300 | 9,314 | 9,238 | 5,251 | 8,306 | 11,197 | 4,319 | 7,682 | 11,275 | 3,007 | 3,049 | 6,500 | 5,781 | 25,650 |
| Mining | 9,553 | 5,575 | 8,052 | 6,333 | 6,096 | 6,901 | 5,689 | 4,456 | 13,147 | 9,795 | 15,953 | 9,735 | 15,723 | 14,553 | 18,459 |
| No Group | 2,889 | 816 | 14,687 | 1,970 | 1,125 | 1,377 | 3,524 | 531 | 432 | 42,021 | 6,426 | 500 | 1,247 | 463 | 950 |
| Utilities | 2,381 | 2,691 | 2,523 | 2,537 | 2,565 | 2,465 | 2,504 | 2,264 | 2,499 | 2,382 | 2,343 | 2,506 | 2,548 | 2,414 | 2,662 |
| Agricultural | 2,086 | 1,944 | 2,999 | 2,027 | 2,115 | 2,012 | 1,774 | 2,004 | 1,969 | 2,428 | 2,410 | 1,390 | 1,687 | 1,998 | 2,401 |
| Pawn | 1,600 | 1,556 | 1,834 | 1,608 | 2,254 | 2,401 | 1,619 | 2,372 | 2,407 | 2,188 | 2,283 | 1,858 | 2,145 | 1,871 | 1,811 |
| Misc Services | 2,079 | 1,604 | 84 | 1,266 | 1,868 | 2,182 | 2,076 | 2,265 | 2,063 | 2,251 | 2,076 | 2,055 | 1,972 | 3,245 | 2,105 |
| Fuel | 1,928 | 2,678 | 1,820 | 574 | 1,913 | 1,670 | 2,474 | 2,521 | 2,516 | 2,027 | 632 | 467 | 1,742 | 2,037 | - |
| Fishing | 1,475 | 1,858 | 1,252 | 574 | 611 | 562 | 397 | 498 | 489 | 564 | 872 | 830 | 539 | 509 | 549 |
| Imports | 368 | 177 | 243 | 193 | 176 | 121 | 181 | 376 | 420 | 347 | 872 | 830 | 76 | 79 | 86 |
| Government | | | | | | | | | | 12 | 26 | | | | |

COMMONWEALTH OF THE NORTHERN MARIANA ISLANDS

FY 2025 ALLOCATION OF AVAILABLE NON-GENERAL FUND REVENUE SOURCES

| DESCRIPTION | PROJECTED NET AVAILABLE BALANCE |
|--|---------------------------------------|
| Consolidated Natural Resources Act of 2008 P.L. 110-229 | 1,300,000.00 |
| 60% NMTech | 780,000.00 |
| 15% NMC | 195,000.00 |
| 15% CNMI DOL Registered Apprenticeship | 195,000.00 |
| 4% CNMI PSS | 52,000.00 |
| 6% DOL Admin Cost | 78,000.00 |
| | \$1,300,000.00 |
| Tobacco Settlement Fund Collections | 541,597.00 |
| * Tobacco Settlement allocations pursuant to P.L. 13-37 | |
| 40% Public Health | 216,638.80 |
| 20% CNMI Public School System | 108,319.40 |
| 12.5% Youth Affairs Office | 67,699.63 |
| 7.5% Coalition of Private Schools | 40,619.78 |
| 10% Mayor of Rota | 54,159.70 |
| 10% Mayor of Tinian | 54,159.70 |
| | \$541,597.00 |
| Total Non-General Fund Revenue Allocation | <u>\$ 1,841,597.00</u> |

Department of Public Lands
FY 2025 Summary of Proposed Revenue Forecast
Saipan, Rota & Tinian

| By Category | FY 2024 | FY 2025 | Increase/Decrease |
|----------------------------------|------------------|------------------|--------------------------|
| Long-Term Lease | 3,531,605 | 3,488,242 | (43,363.00) |
| BGR | 114,010 | 449,300 | 335,290.00 |
| LT Royalty | - | - | - |
| Temp. Permits | 972,339 | 1,260,096 | 287,757.48 |
| Temp Permit BGR | | 0 | - |
| Temp. Permits Royalty | 91,000 | 120,000 | 29,000.00 |
| Commercial Permits | 2,100 | 2,100 | - |
| AGP | 1,955 | 1,955 | - |
| Total Saipan | 4,713,009 | 5,321,693 | 608,684.48 |
| Long-Term Lease | \$40,350 | 41,780 | (1,430.00) |
| BGR | | 0 | - |
| LT Royalty | | 600 | (600.00) |
| Temp. Permits | | 0 | - |
| Temp Permit BGR | | 0 | - |
| Temp. Permits Royalty | 750 | 13,730 | (12,980.00) |
| Commercial Permits | | 0 | - |
| AGP | | 0 | - |
| Total Rota | 41,100 | 56,110 | (15,010.00) |
| Long-Term Lease | 90,737 | 22,738 | (67,999.48) |
| BGR | | - | - |
| LT Royalty | | - | - |
| Temp. Permits | 63,690 | 78,214 | 14,524.00 |
| Temp Permit BGR | | - | - |
| Temp. Permits Royalty | 50,000 | 85,000 | 35,000.00 |
| Commercial Permits | | 0 | - |
| AGP | 2,345 | 2,320 | (25.00) |
| Total Tinian | 206,772 | 188,272 | (18,500.48) |
| Grand Total Revenue | 4,960,881 | 5,566,075 | 605,194 |
| FY2025 Overall Summary: | | | |
| Category | FY 2024 | FY 2025 | Increase/Decrease |
| Long-Term Lease | 3,662,692 | 3,552,760 | (109,932) |
| BGR | 114,010 | 449,300 | 335,290 |
| LT Royalty | 0 | 600.00 | 600 |
| Temp. Permits | 1,036,029 | 1,338,310 | 302,281 |
| Temp Permit BGR | 0 | - | - |
| Temp. Permits Royalty | 141,750 | 218,730 | 76,980 |
| Commercial Permits | 2,100 | 2,100 | - |
| AGP | 4,300 | 4,275 | (25) |
| Total | 4,960,881 | 5,566,075 | 605,194 |
| Percent increase/decrease | | | 12.20% |

COMMONWEALTH OF THE NORTHERN MARIANA ISLANDS
GOVERNOR'S REVISED BUDGET PROPOSAL
FISCAL YEAR 2025
SUMMARY BY PROGRAM

| | | FY 2025 REVISED GOVERNOR'S BUDGET PROPOSAL (JULY 1ST, 2024) | | | | | FY 2025 GOVERNOR'S BUDGET PROPOSAL (APRIL 1ST, 2024) | | | | | FY 2025 REVISED BUDGET (JULY 1ST, 2024) VS. FY 2025 BUDGET (APRIL 1ST, 2024) | | | | |
|---|----------|---|--------------------|--------------------|------------------|--------------------|--|--------------------|--------------------|------------------|--------------------|--|----------|------------|-----------|----------|
| Description | ORG | NOP | Prsnl | All Others | Utilities | Total | NOP | Prsnl | All Others | Utilities | Total | FTEs | Prsnl | All Others | Utilities | Total |
| JUDICIAL BRANCH | | | | | | | | | | | | | | | | |
| Justices & Judges | 11510600 | 8 | 1,140,468 | 11,405 | 0 | \$1,151,873 | 8 | 1,140,468 | 11,405 | 0 | \$1,151,873 | 0 | \$0 | \$0 | \$0 | \$0 |
| CNMI Supreme Court | 11510400 | 8 | 450,620 | 4,506 | 0 | \$455,126 | 8 | 450,620 | 4,506 | 0 | \$455,126 | 0 | 0 | 0 | 0 | \$0 |
| CNMI Superior Court | 11510300 | 52 | 1,437,298 | 14,373 | 0 | \$1,451,671 | 52 | 1,437,298 | 14,373 | 0 | \$1,451,671 | 0 | 0 | 0 | 0 | \$0 |
| Administrative | 11510100 | 37 | 1,211,013 | 15,110 | 300,000 | \$1,526,123 | 37 | 1,211,013 | 15,110 | 300,000 | \$1,526,123 | 0 | 0 | 0 | 0 | \$0 |
| Law Revision Commission | 11510500 | 7 | 216,114 | 2,161 | 0 | \$218,275 | 7 | 216,114 | 2,161 | 0 | \$218,275 | 0 | 0 | 0 | 0 | \$0 |
| Drug Court | 11510700 | 8 | 315,070 | 3,151 | 0 | \$318,221 | 8 | 315,070 | 3,151 | 0 | \$318,221 | 0 | 0 | 0 | 0 | \$0 |
| Mental Health Court | 11511000 | 7 | 273,152 | 2,732 | 0 | \$275,884 | 7 | 273,152 | 2,732 | 0 | \$275,884 | 0 | 0 | 0 | 0 | \$0 |
| Total Judicial Branch | | 127 | \$5,043,735 | \$53,438 | \$300,000 | \$5,397,173 | 127 | \$5,043,735 | \$53,438 | \$300,000 | \$5,397,173 | 0 | 0 | 0 | 0 | 0 |
| LEGISLATIVE BRANCH | | | | | | | | | | | | | | | | |
| Current House Member's Salaries | 11620100 | 20 | 777,546 | 0 | 0 | \$777,546 | 20 | 777,546 | 0 | 0 | \$777,546 | 0 | 0 | 0 | 0 | 0 |
| House Member's Allocation | 11620200 | 45 | 0 | 2,100,000 | 0 | \$2,100,000 | 45 | 0 | 2,100,000 | 0 | \$2,100,000 | 0 | 0 | 0 | 0 | 0 |
| House Leadership | 11620300 | 0 | 0 | 100,000 | 0 | \$100,000 | 0 | 0 | 100,000 | 0 | \$100,000 | 0 | 0 | 0 | 0 | 0 |
| Current Senate Salaries | 11620400 | 9 | 330,866 | 0 | 0 | \$330,866 | 9 | 330,866 | 0 | 0 | \$330,866 | 0 | 0 | 0 | 0 | 0 |
| Senate Member's Allocation | 11620500 | 27 | 0 | 945,000 | 0 | \$945,000 | 27 | 0 | 945,000 | 0 | \$945,000 | 0 | 0 | 0 | 0 | 0 |
| Senate Leadership | 11620600 | 0 | 0 | 100,000 | 0 | \$100,000 | 0 | 0 | 100,000 | 0 | \$100,000 | 0 | 0 | 0 | 0 | 0 |
| Legislative Bureau | 11620700 | 32 | 1,532,848 | 0 | 180,000 | \$1,712,848 | 32 | 1,532,848 | 0 | 180,000 | \$1,712,848 | 0 | 0 | 0 | 0 | 0 |
| CNMI Youth Congress | 11620800 | 1 | 25,521 | 0 | 0 | \$25,521 | 1 | 25,521 | 0 | 0 | \$25,521 | 0 | 0 | 0 | 0 | 0 |
| Total Legislative Branch | | 134 | \$2,666,781 | \$3,245,000 | \$180,000 | \$6,091,781 | 134 | \$2,666,781 | \$3,245,000 | \$180,000 | \$6,091,781 | 0 | 0 | 0 | 0 | 0 |
| EXECUTIVE BRANCH | | | | | | | | | | | | | | | | |
| Office of the Governor | | | | | | | | | | | | | | | | |
| Office of the Governor | 11261100 | 16 | 795,184 | 7,952 | 0 | \$803,136 | 16 | 795,184 | 7,952 | 0 | \$803,136 | 0 | 0 | 0 | 0 | \$0 |
| Governor's Discretionary Account | 11269000 | 0 | 0 | 80,800 | 0 | \$80,800 | 0 | 0 | 80,800 | 0 | \$80,800 | 0 | 0 | 0 | 0 | \$0 |
| Total Office of the Governor | | 16 | \$795,184 | \$88,752 | \$0 | \$883,936 | 16 | \$795,184 | \$88,752 | \$0 | \$883,936 | 0 | 0 | 0 | 0 | 0 |
| Office of the Lt. Governor | | | | | | | | | | | | | | | | |
| Office of the LT Governor | 11262000 | 16 | 663,285 | 6,633 | 0 | \$669,918 | 16 | 663,285 | 6,633 | 0 | \$669,918 | 0 | 0 | 0 | 0 | \$0 |
| Lt. Gov's Discretionary Account | 11269100 | 0 | 0 | 50,000 | 0 | \$50,000 | 0 | 0 | 50,000 | 0 | \$50,000 | 0 | 0 | 0 | 0 | \$0 |
| Total Office of the Lt. Governor | | 16 | \$663,285 | \$56,633 | \$0 | \$719,918 | 16 | \$663,285 | \$56,633 | \$0 | \$719,918 | 0 | 0 | 0 | 0 | 0 |
| Other Offices of the Governor & Lt. Governor | | | | | | | | | | | | | | | | |
| Office of Management & Budget | 11260900 | 8 | 360,953 | 3,610 | 0 | \$364,563 | 8 | 360,953 | 3,610 | 0 | \$364,563 | 0 | 0 | 0 | 0 | 0 |
| Administrative Services | 11260100 | 17 | 634,832 | 6,348 | 0 | \$641,180 | 17 | 634,832 | 6,348 | 0 | \$641,180 | 0 | 0 | 0 | 0 | 0 |
| CNMI HSEMA | 11260700 | 14 | 408,002 | 4,080 | 0 | \$412,082 | 14 | 408,002 | 4,080 | 0 | \$412,082 | 0 | 0 | 0 | 0 | 0 |
| Office of Youth Affairs | 11261800 | 8 | 245,563 | 2,456 | 0 | \$248,019 | 8 | 245,563 | 2,456 | 0 | \$248,019 | 0 | 0 | 0 | 0 | 0 |
| Office of Planning & Development | 11260500 | 5 | 271,162 | 2,712 | 0 | \$273,874 | 5 | 271,162 | 2,712 | 0 | \$273,874 | 0 | 0 | 0 | 0 | 0 |
| Office of Parole Board | 11261300 | 5 | 156,217 | 1,562 | 0 | \$157,779 | 5 | 156,217 | 1,562 | 0 | \$157,779 | 0 | 0 | 0 | 0 | 0 |
| Office of Grants Management | 11261000 | 0 | 1 | 1 | 0 | \$2 | 0 | 1 | 1 | 0 | \$2 | 0 | 0 | 0 | 0 | 0 |
| Public Defender | 11261200 | 9 | 474,794 | 4,748 | 0 | \$479,542 | 9 | 474,794 | 4,748 | 0 | \$479,542 | 0 | 0 | 0 | 0 | 0 |
| Carolinian Affairs Office | 11260200 | 10 | 250,594 | 2,506 | 0 | \$253,100 | 10 | 250,594 | 2,506 | 0 | \$253,100 | 0 | 0 | 0 | 0 | 0 |
| Indigenous Affairs Office | 11260800 | 4 | 130,259 | 1,303 | 0 | \$131,562 | 4 | 130,259 | 1,303 | 0 | \$131,562 | 0 | 0 | 0 | 0 | 0 |
| Veteran's Affairs Office | 11261400 | 6 | 241,095 | 2,411 | 0 | \$243,506 | 6 | 241,095 | 2,411 | 0 | \$243,506 | 0 | 0 | 0 | 0 | 0 |
| Women's Affairs Saipan | 11261600 | 4 | 130,122 | 1,301 | 0 | \$131,423 | 4 | 130,122 | 1,301 | 0 | \$131,423 | 0 | 0 | 0 | 0 | 0 |

COMMONWEALTH OF THE NORTHERN MARIANA ISLANDS
GOVERNOR'S REVISED BUDGET PROPOSAL
FISCAL YEAR 2025
SUMMARY BY PROGRAM

| | | FY 2025 REVISED GOVERNOR'S BUDGET PROPOSAL (JULY 1ST, 2024) | | | | | FY 2025 GOVERNOR'S BUDGET PROPOSAL (APRIL 1ST, 2024) | | | | | FY 2025 REVISED BUDGET (JULY 1ST, 2024) VS. FY 2025 BUDGET (APRIL 1ST, 2024) | | | | |
|---|----------|---|--------------------|--------------------|------------|---------------------|--|--------------------|--------------------|------------|---------------------|--|---------------|------------|-----------|---------------|
| Description | ORG | NOP | Prsnl | All Others | Utilities | Total | NOP | Prsnl | All Others | Utilities | Total | FTEs | Prsnl | All Others | Utilities | Total |
| Environmental Quality Saipan | 11261900 | 1 | 23,447 | 234 | 0 | \$23,681 | 1 | 23,447 | 234 | 0 | \$23,681 | 0 | 0 | 0 | 0 | 0 |
| Zoning Board | 11262200 | 6 | 210,813 | 2,108 | 0 | \$212,921 | 6 | 210,813 | 2,108 | 0 | \$212,921 | 0 | 0 | 0 | 0 | 0 |
| CJPA | 11260400 | 3 | 118,685 | 1,187 | 0 | \$119,872 | 3 | 118,685 | 1,187 | 0 | \$119,872 | 0 | 0 | 0 | 0 | 0 |
| Vocational Rehabilitation Services | 11261500 | 0 | 0 | 80,800 | 0 | \$80,800 | 0 | 0 | 80,800 | 0 | \$80,800 | 0 | 0 | 0 | 0 | 0 |
| Medicaid Reimbursement | 11882200 | 0 | 0 | 6,060,000 | 0 | \$6,060,000 | 0 | 0 | 6,060,000 | 0 | \$6,060,000 | 0 | 0 | 0 | 0 | 0 |
| Medicaid Agency | 11880300 | 20 | 375,124 | 127,990 | 0 | \$503,114 | 20 | 375,124 | 127,990 | 0 | \$503,114 | 0 | 0 | 0 | 0 | 0 |
| Medicaid Enterprise Systems and Health Informat | 11850400 | 11 | 51,522 | 192,542 | 0 | \$244,064 | 11 | 51,522 | 192,542 | 0 | \$244,064 | 0 | 0 | 0 | 0 | 0 |
| Total Other Offices of the Gov. & Lt Gov. | | 131 | \$4,083,185 | \$6,497,899 | \$0 | \$10,581,084 | 131 | \$4,083,185 | \$6,497,899 | \$0 | \$10,581,084 | 0 | 0 | 0 | 0 | 0 |
| Department Of Commerce | | | | | | | | | | | | | | | | |
| Secretary of Commerce | 11160100 | 15 | 479,934 | 4,799 | 0 | \$484,733 | 15 | 479,934 | 4,799 | 0 | \$484,733 | 0 | 0 | 0 | 0 | 0 |
| Economic Devel. Saipan | 11160300 | 2 | 85,432 | 854 | 0 | \$86,286 | 2 | 85,432 | 854 | 0 | \$86,286 | 0 | 0 | 0 | 0 | 0 |
| Statistical Research | 11160400 | 6 | 192,580 | 1,926 | 0 | \$194,506 | 6 | 192,580 | 1,926 | 0 | \$194,506 | 0 | 0 | 0 | 0 | 0 |
| Alcoholic Beverage Control | 11160200 | 17 | 344,337 | 3,443 | 0 | \$347,780 | 17 | 344,337 | 3,443 | 0 | \$347,780 | 0 | 0 | 0 | 0 | 0 |
| Enforcement and Compliance | 11160500 | 5 | 173,403 | 1,734 | 0 | \$175,137 | 5 | 173,403 | 1,734 | 0 | \$175,137 | 0 | 0 | 0 | 0 | 0 |
| Workers Compensation Commission | 11160600 | 4 | 161,639 | 1,616 | 0 | \$163,255 | 4 | 161,639 | 1,616 | 0 | \$163,255 | 0 | 0 | 0 | 0 | 0 |
| Total Department of Commerce | | 49 | \$1,437,325 | \$14,372 | \$0 | \$1,451,697 | 49 | \$1,437,325 | \$14,372 | \$0 | \$1,451,697 | 0 | 0 | 0 | 0 | 0 |
| Department of Community & Cultural Affairs | | | | | | | | | | | | | | | | |
| Secretary of Community & Cultural Affairs | 11120100 | 8 | 263,913 | 2,639 | 0 | \$266,552 | 8 | 263,913 | 2,639 | 0 | \$266,552 | 0 | 0 | 0 | 0 | 0 |
| Youth Services Saipan | 11120800 | 11 | 304,719 | 3,047 | 0 | \$307,766 | 8 | 253,497 | 2,535 | 0 | \$256,032 | 3 | 51,222 | 512 | 0 | 51,734 |
| Child Care Licensing Program | 11120900 | 4 | 151,620 | 1,516 | 0 | \$153,136 | 4 | 151,620 | 1,516 | 0 | \$153,136 | 0 | 0 | 0 | 0 | 0 |
| Historic Preservation | 11120600 | 8 | 282,726 | 2,827 | 0 | \$285,553 | 8 | 282,726 | 2,827 | 0 | \$285,553 | 0 | 0 | 0 | 0 | 0 |
| Office of Aging Saipan | 11120700 | 5 | 227,122 | 2,271 | 0 | \$229,393 | 5 | 227,122 | 2,271 | 0 | \$229,393 | 0 | 0 | 0 | 0 | 0 |
| Council for Arts & Culture | 11120200 | 8 | 230,476 | 2,305 | 0 | \$232,781 | 8 | 230,476 | 2,305 | 0 | \$232,781 | 0 | 0 | 0 | 0 | 0 |
| Low Income Home Energy Assistance Program | 11121000 | 2 | 52,136 | 521 | 0 | \$52,657 | 2 | 52,136 | 521 | 0 | \$52,657 | 0 | 0 | 0 | 0 | 0 |
| Chamorro/Carolinian Language Commission | 11121200 | 5 | 190,166 | 1,902 | 0 | \$192,068 | 5 | 190,166 | 1,902 | 0 | \$192,068 | 0 | 0 | 0 | 0 | 0 |
| NAP | 11121400 | 0 | 0 | 161,600 | 0 | \$161,600 | 0 | 0 | 161,600 | 0 | \$161,600 | 0 | 0 | 0 | 0 | 0 |
| Total Department of Community & Cultural Affairs | | 51 | \$1,702,878 | \$178,628 | \$0 | \$1,881,506 | 48 | \$1,651,656 | \$178,116 | \$0 | \$1,829,772 | 3 | 51,222 | 512 | 0 | 51,734 |
| Department of Corrections | | | | | | | | | | | | | | | | |
| Corrections Commissioner | 11130100 | 139 | 3,454,541 | 34,545 | 0 | \$3,489,086 | 139 | 3,454,541 | 34,545 | 0 | \$3,489,086 | 0 | 0 | 0 | 0 | 0 |
| Juvenile Detention | 11130200 | 15 | 316,676 | 3,167 | 0 | \$319,843 | 15 | 316,676 | 3,167 | 0 | \$319,843 | 0 | 0 | 0 | 0 | 0 |
| Total Department of Corrections | | 154 | \$3,771,217 | \$37,712 | \$0 | \$3,808,929 | 154 | \$3,771,217 | \$37,712 | \$0 | \$3,808,929 | 0 | 0 | 0 | 0 | 0 |
| Department of Fire | | | | | | | | | | | | | | | | |
| Administration | 11140100 | 10 | 419,062 | 4,191 | 0 | \$423,253 | 10 | 419,062 | 4,191 | 0 | \$423,253 | 0 | 0 | 0 | 0 | 0 |
| Emergency Services | 11140300 | 86 | 2,986,621 | 29,866 | 0 | \$3,016,487 | 86 | 2,986,621 | 29,866 | 0 | \$3,016,487 | 0 | 0 | 0 | 0 | 0 |
| Fire Prevention & Arson | 11140200 | 10 | 379,251 | 3,793 | 0 | \$383,044 | 10 | 379,251 | 3,793 | 0 | \$383,044 | 0 | 0 | 0 | 0 | 0 |
| Emergency Medical Services | 11140400 | 9 | 384,848 | 3,848 | 0 | \$388,696 | 9 | 384,848 | 3,848 | 0 | \$388,696 | 0 | 0 | 0 | 0 | 0 |
| Logistical Support | 11140500 | 6 | 280,917 | 2,809 | 0 | \$283,726 | 6 | 280,917 | 2,809 | 0 | \$283,726 | 0 | 0 | 0 | 0 | 0 |
| DFEMS Training Section | 11140600 | 2 | 99,017 | 990 | 0 | \$100,007 | 2 | 99,017 | 990 | 0 | \$100,007 | 0 | 0 | 0 | 0 | 0 |
| DFEMS Dispatch | 11140700 | 10 | 140,952 | 1,410 | 0 | \$142,362 | 10 | 140,952 | 1,410 | 0 | \$142,362 | 0 | 0 | 0 | 0 | 0 |
| Total Department of Fire | | 133 | \$4,690,668 | \$46,907 | \$0 | \$4,737,575 | 133 | \$4,690,668 | \$46,907 | \$0 | \$4,737,575 | 0 | 0 | 0 | 0 | 0 |
| Department of Finance | | | | | | | | | | | | | | | | |
| Secretary of Finance | 11170100 | 18 | 669,932 | 6,699 | 0 | \$676,631 | 18 | 669,932 | 6,699 | 0 | \$676,631 | 0 | 0 | 0 | 0 | 0 |

COMMONWEALTH OF THE NORTHERN MARIANA ISLANDS
GOVERNOR'S REVISED BUDGET PROPOSAL
FISCAL YEAR 2025
SUMMARY BY PROGRAM

| | | FY 2025 REVISED GOVERNOR'S BUDGET PROPOSAL (JULY 1ST, 2024) | | | | | FY 2025 GOVERNOR'S BUDGET PROPOSAL (APRIL 1ST, 2024) | | | | | FY 2025 REVISED BUDGET (JULY 1ST, 2024) VS. FY 2025 BUDGET (APRIL 1ST, 2024) | | | | |
|--|----------|---|---------------------|--------------------|------------|---------------------|--|---------------------|--------------------|------------|---------------------|--|--------------------|--------------|-----------|--------------------|
| Description | ORG | NOP | Prsnl | All Others | Utilities | Total | NOP | Prsnl | All Others | Utilities | Total | FTEs | Prsnl | All Others | Utilities | Total |
| Finance and Acct Saipan | 11170800 | 27 | 999,409 | 9,994 | 0 | \$1,009,403 | 27 | 999,409 | 9,994 | 0 | \$1,009,403 | 0 | 0 | 0 | 0 | 0 |
| Treasury | 11170700 | 15 | 274,343 | 2,743 | 0 | \$277,086 | 15 | 274,343 | 2,743 | 0 | \$277,086 | 0 | 0 | 0 | 0 | 0 |
| Revenue & Taxation-Saipan | 11170500 | 64 | 1,661,406 | 16,614 | 0 | \$1,678,020 | 64 | 1,661,406 | 16,614 | 0 | \$1,678,020 | 0 | 0 | 0 | 0 | 0 |
| Procurement & Supply Saipan | 11170400 | 11 | 383,147 | 3,831 | 0 | \$386,978 | 11 | 383,147 | 3,831 | 0 | \$386,978 | 0 | 0 | 0 | 0 | 0 |
| Customs Service Saipan | 11170900 | 105 | 2,979,476 | 29,795 | 0 | \$3,009,271 | 105 | 2,979,476 | 29,795 | 0 | \$3,009,271 | 0 | 0 | 0 | 0 | 0 |
| Office of Information Technology | 11170200 | 13 | 460,524 | 4,605 | 0 | \$465,129 | 13 | 460,524 | 4,605 | 0 | \$465,129 | 0 | 0 | 0 | 0 | 0 |
| Passport Office | 11171000 | 3 | 84,342 | 843 | 0 | \$85,185 | 3 | 84,342 | 843 | 0 | \$85,185 | 0 | 0 | 0 | 0 | 0 |
| Total Department of Finance | | 256 | \$7,512,579 | \$75,124 | \$0 | \$7,587,703 | 256 | \$7,512,579 | \$75,124 | \$0 | \$7,587,703 | 0 | 0 | 0 | 0 | 0 |
| Department of Labor | | | | | | | | | | | | | | | | |
| Secretary Labor | 11180100 | 4 | 190,322 | 1,903 | 0 | \$192,225 | 4 | 190,322 | 1,903 | 0 | \$192,225 | 0 | 0 | 0 | 0 | 0 |
| Administrative Hearing Office | 11180400 | 1 | 86,088 | 861 | 0 | 86,949 | 1 | 86,088 | 861 | 0 | 86,949 | 0 | 0 | 0 | 0 | 0 |
| Employment Services | 11180500 | 8 | 270,589 | 2,706 | 0 | 273,295 | 8 | 270,589 | 2,706 | 0 | 273,295 | 0 | 0 | 0 | 0 | 0 |
| Labor Enforcement Fund | 11180700 | 7 | 213,069 | 2,131 | 0 | 215,200 | 7 | 213,069 | 2,131 | 0 | 215,200 | 0 | 0 | 0 | 0 | 0 |
| Total Department of Labor | | 20 | \$760,068 | \$7,601 | \$0 | \$767,669 | 20 | \$760,068 | \$7,601 | \$0 | \$767,669 | 0 | 0 | 0 | 0 | 0 |
| Department of Lands & Natural Resources | | | | | | | | | | | | | | | | |
| Natural Resources Division | 11190100 | 6 | 287,859 | 2,879 | 0 | \$290,738 | 6 | 287,859 | 2,879 | 0 | \$290,738 | 0 | 0 | 0 | 0 | 0 |
| Agriculture | 11190700 | 18 | 513,788 | 5,138 | 0 | \$518,926 | 18 | 513,788 | 5,138 | 0 | \$518,926 | 0 | 0 | 0 | 0 | 0 |
| Fish & Wildlife Saipan | 11190800 | 14 | 226,790 | 2,268 | 0 | \$229,058 | 14 | 226,790 | 2,268 | 0 | \$229,058 | 0 | 0 | 0 | 0 | 0 |
| Parks & Recreation Saipan | 11190400 | 40 | 519,006 | 5,190 | 0 | \$524,196 | 40 | 519,006 | 5,190 | 0 | \$524,196 | 0 | 0 | 0 | 0 | 0 |
| Soil & Water Cons. Saipan | 11190500 | 1 | 1 | 0 | 0 | \$1 | 1 | 1 | 0 | 0 | \$1 | 0 | 0 | 0 | 0 | 0 |
| Land Registration Saipan | 11190900 | 11 | 206,828 | 2,068 | 0 | \$208,896 | 11 | 206,828 | 2,068 | 0 | \$208,896 | 0 | 0 | 0 | 0 | 0 |
| Total Department of Lands & Natural Resources | | 90 | \$1,754,272 | \$17,543 | \$0 | \$1,771,815 | 90 | \$1,754,272 | \$17,543 | \$0 | \$1,771,815 | 0 | 0 | 0 | 0 | 0 |
| Department of Public Safety | | | | | | | | | | | | | | | | |
| DPS Commissioner | 11150400 | 1 | 52,755 | 528 | 0 | \$53,283 | 1 | 52,755 | 528 | 0 | \$53,283 | 0 | 0 | 0 | 0 | 0 |
| Police Saipan | 11150500 | 185 | 4,784,937 | 47,849 | 0 | \$4,832,786 | 185 | 4,784,937 | 47,849 | 0 | \$4,832,786 | 0 | 0 | 0 | 0 | 0 |
| Administrative Division | 11150100 | 13 | 468,067 | 4,681 | 0 | \$472,748 | 13 | 468,067 | 4,681 | 0 | \$472,748 | 0 | 0 | 0 | 0 | 0 |
| Motor Vehicles Division | 11150300 | 12 | 273,420 | 2,734 | 0 | \$276,154 | 12 | 273,420 | 2,734 | 0 | \$276,154 | 0 | 0 | 0 | 0 | 0 |
| Total Department of Public Safety | | 211 | \$5,579,179 | \$55,792 | \$0 | \$5,634,971 | 211 | \$5,579,179 | \$55,792 | \$0 | \$5,634,971 | 0 | 0 | 0 | 0 | 0 |
| Department of Public Works | | | | | | | | | | | | | | | | |
| Secretary Public Works | 11200100 | 10 | 413,896 | 4,139 | 0 | \$418,035 | 10 | 414,770 | 4,148 | 0 | \$418,918 | 0 | (874) | (9) | 0 | (883) |
| Building Safety Code | 11200200 | 13 | 497,344 | 4,973 | 0 | \$502,317 | 13 | 476,575 | 4,766 | 0 | \$481,341 | 0 | 20,769 | 207 | 0 | 20,976 |
| Roads & Grounds Division | 11200500 | 22 | 480,314 | 4,803 | 0 | \$485,117 | 22 | 480,314 | 4,803 | 0 | \$485,117 | 0 | 0 | 0 | 0 | 0 |
| Technical Services Division | 11200700 | 21 | 688,820 | 6,888 | 0 | \$695,708 | 21 | 699,971 | 7,000 | 0 | \$706,971 | 0 | (11,151) | (112) | 0 | (11,263) |
| Solid Waste - Saipan | 11200600 | 37 | 680,295 | 6,803 | 0 | \$687,098 | 36 | 720,721 | 7,207 | 0 | \$727,928 | 1 | (40,426) | (404) | 0 | (40,830) |
| Total Department of Public Works | | 103 | \$2,760,669 | \$27,606 | \$0 | \$2,788,275 | 102 | \$2,792,351 | \$27,924 | \$0 | \$2,820,275 | 1 | (31,682) | (318) | 0 | (32,000) |
| Total Executive Branch | | 1,230 | \$35,510,509 | \$7,104,569 | \$0 | \$42,615,078 | 1,226 | \$35,490,969 | \$7,104,375 | \$0 | \$42,595,344 | \$4 | 19,540 | 194 | 0 | 19,734 |
| Total Executive Branch Reduction by | | 15.159673% | -\$5,383,277 | | | | | | | | | | (5,383,277) | | | (5,383,277) |
| Total Executive Branch after Reduction | | | 30,127,232 | 7,104,569 | 0 | 37,231,801 | | | | | | | (5,363,737) | 194 | 0 | (5,363,543) |
| First Senatorial District - Rota | | | | | | | | | | | | | | | | |

COMMONWEALTH OF THE NORTHERN MARIANA ISLANDS
GOVERNOR'S REVISED BUDGET PROPOSAL
FISCAL YEAR 2025
SUMMARY BY PROGRAM

| | | FY 2025 REVISED GOVERNOR'S BUDGET PROPOSAL (JULY 1ST, 2024) | | | | | FY 2025 GOVERNOR'S BUDGET PROPOSAL (APRIL 1ST, 2024) | | | | | FY 2025 REVISED BUDGET (JULY 1ST, 2024) VS. FY 2025 BUDGET (APRIL 1ST, 2024) | | | | |
|---|----------|---|--------------------|-----------------|------------------|--------------------|--|--------------------|-----------------|------------------|--------------------|--|----------------|-------------|-----------|----------------|
| Description | ORG | NOP | Prsnl | All Others | Utilities | Total | NOP | Prsnl | All Others | Utilities | Total | FTEs | Prsnl | All Others | Utilities | Total |
| Mayor of Rota | 12270100 | 103 | 2,136,151 | 23,861 | 250,000 | \$2,410,012 | 103 | 2,140,014 | 23,900 | 250,000 | \$2,413,914 | 0 | (3,863) | (39) | 0 | (3,902) |
| Municipal Council Rota | 12710100 | 8 | 149,890 | 1,499 | 0 | \$151,389 | 8 | 149,890 | 1,499 | 0 | \$151,389 | 0 | 0 | 0 | 0 | 0 |
| Finance & Accounting Rota | 12170800 | 4 | 130,550 | 1,305 | 0 | \$131,855 | 4 | 130,550 | 1,305 | 0 | \$131,855 | 0 | 0 | 0 | 0 | 0 |
| Revenue & Taxation Rota | 12170500 | 4 | 88,902 | 889 | 0 | \$89,791 | 4 | 88,902 | 889 | 0 | \$89,791 | 0 | 0 | 0 | 0 | 0 |
| Procurement & Supply Rota | 12170400 | 2 | 70,216 | 702 | 0 | \$70,918 | 2 | 70,216 | 702 | 0 | \$70,918 | 0 | 0 | 0 | 0 | 0 |
| Customs Service Rota | 12170900 | 15 | 351,645 | 3,516 | 0 | \$355,161 | 15 | 353,484 | 3,535 | 0 | \$357,019 | 0 | (1,839) | (19) | 0 | (1,858) |
| Historic Preservation Rota | 12120600 | 3 | 79,628 | 796 | 0 | \$80,424 | 3 | 79,628 | 796 | 0 | \$80,424 | 0 | 0 | 0 | 0 | 0 |
| Sports & Recreation Rota | 12120400 | 9 | 263,186 | 2,632 | 0 | \$265,818 | 9 | 263,186 | 2,632 | 0 | \$265,818 | 0 | 0 | 0 | 0 | 0 |
| Labor Rota | 12180100 | 5 | 195,818 | 1,958 | 0 | \$197,776 | 5 | 195,818 | 1,958 | 0 | \$197,776 | 0 | 0 | 0 | 0 | 0 |
| Economic Development Rota | 12160300 | 4 | 140,561 | 1,406 | 0 | \$141,967 | 4 | 140,561 | 1,406 | 0 | \$141,967 | 0 | 0 | 0 | 0 | 0 |
| DPS Rota | 12150500 | 47 | 1,429,962 | 14,300 | 0 | \$1,444,262 | 47 | 1,428,435 | 14,284 | 0 | \$1,442,719 | 0 | 1,527 | 16 | 0 | 1,543 |
| DFEMS Rota | 12140100 | 29 | 1,033,090 | 10,331 | 0 | \$1,043,421 | 29 | 1,004,255 | 10,043 | 0 | \$1,014,298 | 0 | 28,835 | 288 | 0 | 29,123 |
| Agriculture Rota | 12190700 | 12 | 413,213 | 4,132 | 0 | \$417,345 | 12 | 415,800 | 4,158 | 0 | \$419,958 | 0 | (2,587) | (26) | 0 | (2,613) |
| Fish & Wildlife Rota | 12190800 | 5 | 140,878 | 1,409 | 0 | \$142,287 | 5 | 140,878 | 1,409 | 0 | \$142,287 | 0 | 0 | 0 | 0 | 0 |
| Parks & Recreation Rota | 12190400 | 4 | 90,516 | 905 | 0 | \$91,421 | 4 | 90,516 | 905 | 0 | \$91,421 | 0 | 0 | 0 | 0 | 0 |
| Soil & Water Conservation Rota | 12190500 | 1 | 23,138 | 231 | 0 | \$23,369 | 1 | 23,138 | 231 | 0 | \$23,369 | 0 | 0 | 0 | 0 | 0 |
| Land Registration Rota | 12190900 | 2 | 59,966 | 600 | 0 | \$60,566 | 2 | 55,881 | 559 | 0 | \$56,440 | 0 | 4,085 | 41 | 0 | 4,126 |
| Operations & Maintenance Rota | 12200100 | 22 | 539,188 | 5,392 | 0 | \$544,580 | 22 | 570,295 | 5,703 | 0 | \$575,998 | 0 | (31,107) | (311) | 0 | (31,418) |
| Rota Public Library | 12880900 | 1 | 16,443 | 164 | 0 | \$16,607 | 1 | 16,718 | 167 | 0 | \$16,885 | 0 | (275) | (3) | 0 | (278) |
| Total First Senatorial District | | 280 | \$7,352,941 | \$76,028 | \$250,000 | \$7,678,969 | 280 | \$7,358,165 | \$76,081 | \$250,000 | \$7,684,246 | 0 | (5,224) | (53) | 0 | (5,277) |
| Second Senatorial District - Tinian & Aguigan | | | | | | | | | | | | | | | | |
| Mayor of Tinian | 13270100 | 135 | 2,580,737 | 28,307 | 250,000 | \$2,859,044 | 135 | 2,580,737 | 28,307 | 250,000 | \$2,859,044 | 0 | 0 | 0 | 0 | 0 |
| Municipal Council Tinian | 13710100 | 7 | 175,452 | 1,755 | 0 | \$177,207 | 7 | 175,452 | 1,755 | 0 | \$177,207 | 0 | 0 | 0 | 0 | 0 |
| Finance & Accounting Tinian | 13170800 | 2 | 75,445 | 754 | 0 | \$76,199 | 2 | 75,445 | 754 | 0 | \$76,199 | 0 | 0 | 0 | 0 | 0 |
| Revenue & Taxation Tinian | 13170500 | 3 | 86,735 | 867 | 0 | \$87,602 | 3 | 86,735 | 867 | 0 | \$87,602 | 0 | 0 | 0 | 0 | 0 |
| Procurement & Supply Tinian | 13170400 | 1 | 24,294 | 243 | 0 | \$24,537 | 1 | 24,294 | 243 | 0 | \$24,537 | 0 | 0 | 0 | 0 | 0 |
| Customs Service Tinian | 13170900 | 11 | 333,432 | 3,334 | 0 | \$336,766 | 11 | 333,432 | 3,334 | 0 | \$336,766 | 0 | 0 | 0 | 0 | 0 |
| Historic Preservation Tinian | 13120600 | 2 | 52,305 | 523 | 0 | \$52,828 | 2 | 52,305 | 523 | 0 | \$52,828 | 0 | 0 | 0 | 0 | 0 |
| Office of Aging Tinian | 13120700 | 3 | 76,241 | 762 | 0 | \$77,003 | 3 | 76,241 | 762 | 0 | \$77,003 | 0 | 0 | 0 | 0 | 0 |
| Sports & Recreation Tinian | 13120400 | 5 | 158,534 | 1,585 | 0 | \$160,119 | 5 | 158,534 | 1,585 | 0 | \$160,119 | 0 | 0 | 0 | 0 | 0 |
| Labor Tinian | 13180100 | 9 | 243,700 | 2,437 | 0 | \$246,137 | 9 | 243,700 | 2,437 | 0 | \$246,137 | 0 | 0 | 0 | 0 | 0 |
| Economic Development Tinian | 13160300 | 6 | 135,051 | 1,351 | 0 | \$136,402 | 6 | 135,051 | 1,351 | 0 | \$136,402 | 0 | 0 | 0 | 0 | 0 |
| DPS Tinian | 13150500 | 39 | 834,104 | 8,341 | 0 | \$842,445 | 39 | 834,104 | 8,341 | 0 | \$842,445 | 0 | 0 | 0 | 0 | 0 |
| DFEMS Tinian | 13140100 | 28 | 916,034 | 9,160 | 0 | \$925,194 | 28 | 916,034 | 9,160 | 0 | \$925,194 | 0 | 0 | 0 | 0 | 0 |
| Agriculture Tinian | 13190700 | 9 | 284,046 | 2,840 | 0 | \$286,886 | 9 | 284,046 | 2,840 | 0 | \$286,886 | 0 | 0 | 0 | 0 | 0 |
| Fish & Wildlife Tinian | 13190800 | 5 | 73,762 | 738 | 0 | \$74,500 | 5 | 73,762 | 738 | 0 | \$74,500 | 0 | 0 | 0 | 0 | 0 |
| Parks & Recreation Tinian | 13190400 | 3 | 63,965 | 640 | 0 | \$64,605 | 3 | 63,965 | 640 | 0 | \$64,605 | 0 | 0 | 0 | 0 | 0 |
| Soil & Water Conservation Tinian | 13190500 | 1 | 1 | 1 | 0 | \$2 | 1 | 1 | 1 | 0 | \$2 | 0 | 0 | 0 | 0 | 0 |
| Operations & Maintenance Tinian | 13200100 | 9 | 205,451 | 2,055 | 0 | \$207,506 | 9 | 205,451 | 2,055 | 0 | \$207,506 | 0 | 0 | 0 | 0 | 0 |
| Tinian Public Library | 13880900 | 3 | 55,918 | 559 | 0 | \$56,477 | 3 | 55,918 | 559 | 0 | \$56,477 | 0 | 0 | 0 | 0 | 0 |
| Total Second Senatorial District | | 281 | \$6,375,207 | \$66,252 | \$250,000 | \$6,691,459 | 281 | \$6,375,207 | \$66,252 | \$250,000 | \$6,691,459 | 0 | 0 | 0 | 0 | 0 |
| Third Senatorial District - Saipan & N. Is. Mayors & Municipal Council | | | | | | | | | | | | | | | | |
| Mayor of Saipan | 11270100 | 81 | 2,304,143 | 23,041 | 0 | \$2,327,184 | 81 | 2,280,320 | 22,803 | 0 | \$2,303,123 | 0 | 23,823 | 238 | 0 | 24,061 |
| Mayor of the Northern Islands | 14270100 | 17 | 351,208 | 3,512 | 0 | \$354,720 | 17 | 351,208 | 3,512 | 0 | \$354,720 | 0 | 0 | 0 | 0 | 0 |

COMMONWEALTH OF THE NORTHERN MARIANA ISLANDS
GOVERNOR'S REVISED BUDGET PROPOSAL
FISCAL YEAR 2025
SUMMARY BY PROGRAM

| | | FY 2025 REVISED GOVERNOR'S BUDGET PROPOSAL (JULY 1ST, 2024) | | | | | FY 2025 GOVERNOR'S BUDGET PROPOSAL (APRIL 1ST, 2024) | | | | | FY 2025 REVISED BUDGET (JULY 1ST, 2024) VS. FY 2025 BUDGET (APRIL 1ST, 2024) | | | | |
|---|------------|---|---------------------|---------------------|--------------------|----------------------|--|---------------------|---------------------|--------------------|----------------------|--|--------------------|------------------|-----------|------------------|
| Description | ORG | NOP | Prsnl | All Others | Utilities | Total | NOP | Prsnl | All Others | Utilities | Total | FTEs | Prsnl | All Others | Utilities | Total |
| Municipal Council Saipan | 11710100 | 5 | 123,724 | 1,237 | 0 | \$124,961 | 5 | 123,724 | 1,237 | 0 | \$124,961 | 0 | 0 | 0 | 0 | 0 |
| Third Senatorial District - Mayors & Municipal Council | | 103 | \$2,779,075 | \$27,790 | \$0 | \$2,806,865 | 103 | \$2,755,252 | \$27,552 | \$0 | \$2,782,804 | 0 | 23,823 | 238 | 0 | 24,061 |
| BOARDS & COMMISSIONS | | | | | | | | | | | | | | | | |
| Civil Service Commission | 11110700 | 2 | 109,023 | 1,090 | 0 | \$110,113 | 2 | 109,023 | 1,090 | 0 | \$110,113 | 0 | 0 | 0 | 0 | 0 |
| Office of Personnel Management Saipan | 11111100 | 19 | 770,566 | 7,706 | 0 | \$778,272 | 19 | 770,566 | 7,706 | 0 | \$778,272 | 0 | 0 | 0 | 0 | 0 |
| Office of Personnel Management Tinian | 13111100 | 1 | 40,790 | 408 | 0 | \$41,198 | 1 | 40,790 | 408 | 0 | \$41,198 | 0 | 0 | 0 | 0 | 0 |
| Office of Personnel Management Rota | 12111100 | 2 | 65,774 | 658 | 0 | \$66,432 | 2 | 65,774 | 658 | 0 | \$66,432 | 0 | 0 | 0 | 0 | 0 |
| Commonwealth Election Commission | 11110200 | 6 | 215,231 | 2,152 | 0 | \$217,383 | 6 | 215,231 | 2,152 | 0 | \$217,383 | 0 | 0 | 0 | 0 | 0 |
| Board of Professional License | 11110500 | 2 | 80,548 | 805 | 0 | \$81,353 | 2 | 80,548 | 805 | 0 | \$81,353 | 0 | 0 | 0 | 0 | 0 |
| Commonwealth Public Utilities Commission | 11110800 | 1 | 47,097 | 471 | 0 | \$47,568 | 1 | 47,097 | 471 | 0 | \$47,568 | 0 | 0 | 0 | 0 | 0 |
| Commonwealth Casino Commission | 11111200 | 0 | 1 | 1 | 0 | \$2 | 0 | 1 | 1 | 0 | \$2 | 0 | 0 | 0 | 0 | 0 |
| Commonwealth Cannabis Commission | 11110900 | 3 | 1 | 0 | 0 | \$1 | 3 | 127,713 | 1,277 | 0 | \$128,990 | 0 | (127,712) | (1,277) | 0 | (128,989) |
| CNMI Cannabis Commission Board | 11111000 | 0 | 1 | 0 | 0 | \$1 | 0 | 275,000 | 2,750 | 0 | \$277,750 | 0 | (274,999) | (2,750) | 0 | (277,749) |
| Total Boards & Commissions | | 36 | \$1,329,032 | \$13,291 | \$0 | \$1,342,323 | 36 | \$1,731,743 | \$17,318 | \$0 | \$1,749,061 | 0 | (402,711) | (4,027) | 0 | (406,738) |
| INDEPENDENT PROGRAMS | | | | | | | | | | | | | | | | |
| CNMI Scholarship Office | 11881400 | 7 | 240,669 | 2,407 | 0 | \$243,076 | 7 | 240,669 | 2,407 | 0 | \$243,076 | 0 | 0 | 0 | 0 | 0 |
| Substance Abuse Prevention | 11881500 | 15 | 360,975 | 3,610 | 0 | 364,585 | 15 | 360,975 | 3,610 | 0 | 364,585 | 0 | 0 | 0 | 0 | 0 |
| Elected Attorney General | 11880500 | 53 | 2,647,873 | 26,479 | 0 | 2,674,352 | 53 | 2,647,873 | 26,479 | 0 | 2,674,352 | 0 | 0 | 0 | 0 | 0 |
| Active Employees DC Emplry Cntrbtn. | 11881600 | 0 | 0 | 0 | 0 | 0 | 0 | 0 | 0 | 0 | 0 | 0 | 0 | 0 | 0 | 0 |
| GHLI: Retirees | 11881700 | 0 | 1 | 0 | 0 | 1 | 0 | 1 | 0 | 0 | 1 | 0 | 0 | 0 | 0 | 0 |
| NM Sports Association | 11883100 | 0 | 0 | 0 | 0 | 0 | 0 | 0 | 0 | 0 | 0 | 0 | 0 | 0 | 0 | 0 |
| Active EE ER Health Ins Cntrbn. | 11881800 | 0 | 0 | 0 | 0 | 0 | 0 | 0 | 0 | 0 | 0 | 0 | 0 | 0 | 0 | 0 |
| 25% Retirees' Pension Benefits | 11884200 | 0 | 1 | 0 | 0 | 1 | 0 | 1 | 0 | 0 | 1 | 0 | 0 | 0 | 0 | 0 |
| Government Utilities | UNASSIGNED | 0 | 0 | 18,000 | 1,800,000 | 1,818,000 | 0 | 0 | 18,000 | 1,800,000 | 1,818,000 | 0 | 0 | 0 | 0 | 0 |
| Joeten/Kiyu Public Library | 11880900 | 15 | 499,330 | 4,993 | 0 | 504,323 | 15 | 499,330 | 4,993 | 0 | 504,323 | 0 | 0 | 0 | 0 | 0 |
| General Fund Deficit Reduction | 11884500 | 0 | 0 | 0 | 0 | 0 | 0 | 0 | 0 | 0 | 0 | 0 | 0 | 0 | 0 | 0 |
| NMIRF - Gov/Lt. Gov Pension | 11881900 | 0 | 78,875 | 789 | 0 | 79,664 | 0 | 78,875 | 789 | 0 | 79,664 | 0 | 0 | 0 | 0 | 0 |
| Judgement Against Government | 11884600 | 0 | 0 | 0 | 0 | 0 | 0 | 0 | 0 | 0 | 0 | 0 | 0 | 0 | 0 | 0 |
| Commonwealth Museum | 11880200 | 4 | 128,351 | 1,284 | 0 | 129,635 | 4 | 128,351 | 1,284 | 0 | 129,635 | 0 | 0 | 0 | 0 | 0 |
| Government Operational | 11884400 | 0 | 0 | 1 | 0 | 1 | 0 | 0 | 1 | 0 | 1 | 0 | 0 | 0 | 0 | 0 |
| Total Independent Programs | | 94 | \$3,956,075 | \$57,563 | \$1,800,000 | \$5,813,638 | 94 | \$3,956,075 | \$57,563 | \$1,800,000 | \$5,813,638 | 0 | 0 | 0 | 0 | 0 |
| OTHER PROGRAMS (Transfers to Agencies) | | | | | | | | | | | | | | | | |
| Commonwealth Healthcare Corporation Subsidy | 11850100 | 0 | 0 | 1 | 0 | \$1 | 0 | 0 | 1 | 0 | \$1 | 0 | 0 | 0 | 0 | 0 |
| Health Network Program | 11850700 | 0 | 0 | 800,000 | 0 | \$800,000 | 0 | 0 | 800,000 | 0 | \$800,000 | 0 | 0 | 0 | 0 | 0 |
| Northern Marianas College (NMC) | 11881000 | 178 | 0 | 3,948,842 | 0 | \$3,948,842 | 178 | 0 | 3,948,842 | 0 | \$3,948,842 | 0 | 0 | 0 | 0 | 0 |
| NMC Board of Regents | 11882100 | 0 | 0 | 51,158 | 0 | \$51,158 | 0 | 0 | 51,158 | 0 | \$51,158 | 0 | 0 | 0 | 0 | 0 |
| Marianas Visitors Authority | 11881300 | 41 | 0 | 1 | 0 | \$1 | 41 | 0 | 1 | 0 | \$1 | 0 | 0 | 0 | 0 | 0 |
| Public School System | 11881100 | 972 | 0 | 33,466,869 | 0 | \$33,466,869 | 972 | 0 | 27,715,372 | 0 | \$27,715,372 | 0 | 0 | 5,751,497 | 0 | 5,751,497 |
| PSS Board | 11882000 | 6 | 0 | 153,131 | 0 | \$153,131 | 6 | 0 | 153,131 | 0 | \$153,131 | 0 | 0 | 0 | 0 | 0 |
| NMTI | 11883500 | 0 | 0 | 1 | 0 | \$1 | 0 | 0 | 1 | 0 | \$1 | 0 | 0 | 0 | 0 | 0 |
| Total Other Programs | | 1,197 | \$0 | \$38,420,002 | \$0 | \$38,420,002 | 1,197 | \$0 | \$32,668,505 | \$0 | \$32,668,505 | 0 | 0 | 5,751,497 | 0 | 5,751,497 |
| Grand Total Central Government | | 3,482 | \$59,630,078 | \$49,063,933 | \$2,780,000 | \$111,474,011 | 3,478 | \$65,377,927 | \$43,316,084 | \$2,780,000 | \$111,474,011 | 4 | (5,747,849) | 5,747,849 | 0 | 0 |

**COMMONWEALTH OF THE NORTHERN MARIANA ISLANDS
GOVERNOR'S REVISED BUDGET PROPOSAL
FISCAL YEAR 2025
SUMMARY BY PROGRAM**

| Description | ORG | FY 2025 REVISED GOVERNOR'S BUDGET PROPOSAL (JULY 1ST, 2024) | | | | | FY 2025 GOVERNOR'S BUDGET PROPOSAL (APRIL 1ST, 2024) | | | | | FY 2025 REVISED BUDGET (JULY 1ST, 2024) VS. FY 2025 BUDGET (APRIL 1ST, 2024) | | | | |
|---|----------|---|---------------------|---------------------|--------------------|----------------------|--|---------------------|---------------------|--------------------|----------------------|--|--------------------|------------------|-----------|----------|
| | | NOP | Prsnl | All Others | Utilities | Total | NOP | Prsnl | All Others | Utilities | Total | FTEs | Prsnl | All Others | Utilities | Total |
| Department of Public Lands | | | | | | | | | | | | | | | | |
| Department of Public Lands | 21400100 | 81 | 3,211,106 | 2,201,469 | 153,500 | \$5,566,075 | 81 | 3,211,106 | 2,201,469 | 153,500 | \$5,566,075 | 0 | 0 | 0 | 0 | 0 |
| Total Department of Public Lands | | 81 | \$3,211,106 | \$2,201,469 | \$153,500 | \$5,566,075 | 81 | \$3,211,106 | \$2,201,469 | \$154,000 | \$5,566,575 | 0 | 0 | 0 | 0 | 0 |
| Grand Total Inclusive of DPL | | 3,563 | \$62,841,184 | \$51,265,402 | \$2,933,500 | \$117,040,086 | 3,559 | \$68,589,033 | \$45,517,553 | \$2,934,000 | \$117,040,586 | 4 | (5,747,849) | 5,747,849 | 0 | 0 |

COMMONWEALTH OF THE NORTHERN MARIANA ISLANDS

DEPARTMENT: JUDICIAL BRANCH
 DIVISION: JUSTICES AND JUDGES
 ORG: 11510600

| ORG | OBJECT | DESCRIPTION | 2022 ACTUAL | 2023 ACTUAL | 2024 BUDGET PL 23-09 | 2025 DEPARTMENT SUBMISSION | 2025 GOVERNOR'S PROPOSAL |
|---|--------|----------------------------|------------------|------------------|----------------------------|----------------------------------|--------------------------------|
| 11510600 | 61000 | WAGES & SALARIES | 956,262 | 937,250 | 1,161,874 | 985,000 | 985,000 |
| 11510600 | 61020 | HOLIDAY PAY | 0 | 60,678 | 0 | 0 | 0 |
| 11510600 | 62000 | FICA CONTRIBUTION | 59,288 | 61,871 | 0 | 61,070 | 61,070 |
| 11510600 | 62010 | MEDICARE CONTRIBUTION | 13,866 | 14,470 | 0 | 14,283 | 14,283 |
| 11510600 | 62100 | 401K EMPLOYER CONTRIBUTION | 9,310 | 9,658 | 0 | 9,840 | 9,840 |
| 11510600 | 62200 | HEALTH INSURANCE PREMIUM | 82,784 | 87,746 | 0 | 54,884 | 54,885 |
| 11510600 | 62211 | PERSONNEL INSURANCE | 4,702 | 4,987 | 0 | 5,733 | 15,390 |
| TOTAL PERSONNEL | | | 1,126,212 | 1,176,660 | 1,161,874 | 1,130,810 | 1,140,468 |
| 11510600 | 69000 | OTHER EXPENSES | 0 | 0 | 11,619 | 0 | 0 |
| TOTAL OTHER EXPENSES | | | 0 | 0 | 11,619 | 0 | 0 |
| 11510600 | 64060 | UTILITIES | 0 | 0 | 0 | 0 | 0 |
| TOTAL PERSONNEL, OTHER EXPENSES, AND UTILITIES | | | 1,126,212 | 1,176,660 | 1,173,493 | 1,130,810 | 1,140,468 |
| 11510600 | 69010 | PUBLIC AUDITOR 1% FEE | 0 | 11,864 | 0 | 11,619 | 11,405 |
| GRAND TOTAL | | | 1,126,212 | 1,188,524 | 1,173,493 | 1,142,429 | 1,151,873 |
| NUMBER OF POSITIONS | | | 8 | 8 | 8 | 8 | 8 |

GENERAL FUND

Budget Year: 2025

Department: Judicial Branch
Division/Activity: Justices & Judges
Org Code: 11510600

| NOP | Job Class Code | Position | Employee | Employee Number | Personnel Status Code | Pay Grade/Step | Annual Salary | Allocation Percent | Allocation Salary | Total Fringe Benefits | Total |
|----------|----------------|-------------------|-------------------------|-----------------|-----------------------|----------------|---------------|--------------------|-------------------|-----------------------|------------------|
| 1 | 9028 | CHIEF JUSTICE | ALEXANDRO C. CASTRO | 2955 | AP | UNG | 130,000 | 100.00% | 130,000 | 9,945 | 139,945 |
| 1 | 9014 | ASSOCIATE JUSTICE | JOHN A. MANGLONA | 2948 | EL | UNG | 126,000 | 100.00% | 126,000 | 19,051 | 145,051 |
| 1 | 9013 | ASSOCIATE JUDGE | JOSEPH JAMES N. CAMACHO | 2994 | EL | UNG | 120,000 | 100.00% | 120,000 | 27,291 | 147,291 |
| 1 | 9013 | ASSOCIATE JUDGE | KENNETH L. GOVENDO | 2933 | EL | UNG | 120,000 | 100.00% | 120,000 | 18,484 | 138,484 |
| 1 | 9013 | ASSOCIATE JUDGE | LILLIAN A. TENORIO | | APT | UNG | 120,000 | 100.00% | 120,000 | 11,340 | 131,340 |
| 1 | 9014 | ASSOCIATE JUSTICE | PERRY B. INOS | 2956 | EL | UNG | 126,000 | 100.00% | 126,000 | 24,091 | 150,091 |
| 1 | 9097 | PRESIDING JUDGE | ROBERT C. NARAJA | 2982 | EL | UNG | 123,000 | 100.00% | 123,000 | 22,775 | 145,775 |
| 1 | 9013 | ASSOCIATE JUDGE | TERESA K. KIM-TENORIO | 3012 | EL | UNG | 120,000 | 100.00% | 120,000 | 22,491 | 142,491 |
| 8 | | | | | | | | | 985,000 | 155,468 | 1,140,468 |

COMMONWEALTH OF THE NORTHERN MARIANA ISLANDS

DEPARTMENT: JUDICIAL BRANCH
 DIVISION: CNMI SUPREME COURT
 ORG: 11510400

| ORG | OBJECT | DESCRIPTION | 2022 ACTUAL | 2023 ACTUAL | 2024 BUDGET PL 23-09 | 2025 DEPARTMENT SUBMISSION | 2025 GOVERNOR'S PROPOSAL |
|---|--------|----------------------------|----------------|----------------|----------------------------|----------------------------------|--------------------------------|
| 11510400 | 61000 | WAGES & SALARIES | 345,223 | 405,139 | 451,185 | 470,176 | 380,964 |
| 11510400 | 61020 | HOLIDAY PAY | 0 | 13,590 | 0 | 0 | 0 |
| 11510400 | 62000 | FICA CONTRIBUTION | 21,536 | 26,182 | 0 | 29,151 | 23,620 |
| 11510400 | 62010 | MEDICARE CONTRIBUTION | 5,037 | 6,123 | 0 | 6,818 | 5,524 |
| 11510400 | 62100 | 401K EMPLOYER CONTRIBUTION | 8,335 | 8,241 | 0 | 3,485 | 2,772 |
| 11510400 | 62200 | HEALTH INSURANCE PREMIUM | 30,942 | 29,759 | 0 | 35,719 | 35,719 |
| 11510400 | 62211 | PERSONNEL INSURANCE | 1,771 | 2,080 | 0 | 2,120 | 2,021 |
| TOTAL PERSONNEL | | | 412,843 | 491,112 | 451,185 | 547,469 | 450,620 |
| 11510400 | 69000 | OTHER EXPENSES | 0 | 0 | 4,631 | 0 | 0 |
| TOTAL OTHER EXPENSES | | | 0 | 0 | 4,631 | 0 | 0 |
| 11510400 | 64060 | UTILITIES | 0 | 0 | 0 | 0 | 0 |
| TOTAL PERSONNEL, OTHER EXPENSES, AND UTILITIES | | | 412,843 | 491,112 | 455,816 | 547,469 | 450,620 |
| 11510400 | 69010 | PUBLIC AUDITOR 1% FEE | 4,269 | 5,020 | 0 | 5,488 | 4,506 |
| GRAND TOTAL | | | 417,112 | 496,132 | 455,816 | 552,957 | 455,126 |
| NUMBER OF POSITIONS | | | 8 | 8 | 8 | 8 | 8 |

GENERAL FUND

Budget Year: 2025

Department: Judicial Branch
Division/Activity: CNMI Supreme Court
Org Code: 11510400

| NOP | Job Class Code | Position | Employee | Employee Number | Personnel Status Code | Pay Grade/Step | Annual Salary | Allocation Percent | Allocation Salary | Total Fringe Benefits | Total |
|----------|----------------|--------------------------------|------------------------|-----------------|-----------------------|----------------|---------------|--------------------|-------------------|-----------------------|----------------|
| 1 | 1024 | ADMINISTRATOR | IRENE T. SAN NICOLAS | 2951 | ES | UNG | 49,088 | 87.50% | 42,952 | 4,059 | 47,010 |
| 1 | 9520 | CHIEF JUSTICE'S LAW CLERK | PATRICK C. QUIMBY | 5635 | ES | UNG | 60,000 | 87.50% | 52,500 | 7,501 | 60,001 |
| 1 | 1938 | CLERK OF COURT | JUDY T. ALDAN | 3011 | ES | UNG | 87,500 | 87.50% | 76,563 | 17,008 | 93,570 |
| 1 | 1940 | DEPUTY CLERK OF COURT | NORA V. BORJA | 2950 | ES | UNG | 46,200 | 87.50% | 40,425 | 8,922 | 49,347 |
| 1 | 0999 | JUDICIAL ASSISTANT TO ASSOCIAT | IGNATIA MARIE C. ALDAN | | ES | UNG | 33,000 | 87.50% | 28,875 | 11,027 | 39,902 |
| 1 | 0999 | JUDICIAL ASSISTANT TO ASSOCIAT | JOSEPHINE N. ESTRADA | 2977 | ES | UNG | 39,600 | 87.50% | 34,650 | 6,136 | 40,786 |
| 1 | 1873 | LAW CLERK | NATHAN M. FORD | 6133 | ES | UNG | 60,000 | 87.50% | 52,500 | 7,501 | 60,001 |
| 1 | 1873 | LAW CLERK | PAIGE E. LEHMAN | 6159 | ES | UNG | 60,000 | 87.50% | 52,500 | 7,501 | 60,001 |
| 8 | | | | | | | | | 380,964 | 69,655 | 450,619 |

COMMONWEALTH OF THE NORTHERN MARIANA ISLANDS

DEPARTMENT: JUDICIAL BRANCH
DIVISION: SUPERIOR COURT
ORG: 11510300

Table with 8 columns: ORG, OBJECT, DESCRIPTION, 2022 ACTUAL, 2023 ACTUAL, 2024 BUDGET PL 23-09, 2025 DEPARTMENT SUBMISSION, 2025 GOVERNOR'S PROPOSAL. Rows include Personnel (Wages & Salaries, Holiday Pay, FICA, Medicare, 401K, Health Insurance, Personnel Insurance), Other Expenses (Cleaning, Printing, Travel, Office Supplies, Other), Utilities, and Public Auditor Fee. Grand Total: 1,268,362 (2022), 1,561,993 (2023), 1,642,727 (2024), 2,685,633 (2025), 1,451,671 (2025). Number of Positions: 52 (2022), 52 (2023), 52 (2024), 58 (2025), 52 (2025).

GENERAL FUND

Budget Year: 2025

Department: Judicial Branch
Division/Activity: CNMI Superior Court
Org Code: 11510300

| Job Class Code | Position | Employee | Employee Number | Personnel Status Code | Pay Grade/Step | Annual Salary | Allocation Percent | Allocation Salary | Total Fringe Benefits | Total | |
|--|----------|--------------------------------|-----------------------------|-----------------------|----------------|---------------|--------------------|-------------------|-----------------------|--------|--------|
| SUPERIOR COURT CHAMBERS | | | | | | | | | | | |
| 1 | 1021 | ADMINISTRATIVE SPECIALIST I | MICHELLE A. MENDIOLA | 3017 | FT | PL07/9 | 29,857 | 87.50% | 26,125 | 9,613 | 35,737 |
| 1 | 1024 | ADMINISTRATOR | ROSE LYNETTE M. CAMACHO | 3006 | ES | UNG | 48,000 | 87.50% | 42,000 | 3,969 | 45,969 |
| 1 | 0940 | JUDICIAL ASST TO ASSOCIATE JUD | DAISY RINA S. MENDIOLA | 3002 | ES | UNG | 32,175 | 87.50% | 28,153 | 2,660 | 30,814 |
| 1 | 0940 | JUDICIAL ASST TO ASSOCIATE JUD | DELIA S. MAGOFNA | 2996 | ES | UNG | 33,660 | 87.50% | 29,453 | 15,112 | 44,565 |
| 1 | 0940 | JUDICIAL ASST TO ASSOCIATE JUD | SABRINA L. DELA CRUZ | 3007 | ES | UNG | 34,100 | 87.50% | 29,838 | 2,283 | 32,120 |
| 1 | 0940 | JUDICIAL ASST TO ASSOCIATE JUD | VIVIAN S. DELA CRUZ | 2985 | ES | UNG | 38,231 | 87.50% | 33,452 | 4,499 | 37,951 |
| 1 | 1873 | LAW CLERK | ABIGAL O. AKYIAW | 5946 | ES | UNG | 60,000 | 87.50% | 52,500 | 7,501 | 60,001 |
| 1 | 1873 | LAW CLERK | DANIEL B. JOHNSON | 6174 | ES | UNG | 60,000 | 87.50% | 52,500 | 9,601 | 62,101 |
| 1 | 1873 | LAW CLERK | EMILIA E. MCMANUS | 6180 | ES | UNG | 60,000 | 87.50% | 52,500 | 7,501 | 60,001 |
| 1 | 1873 | LAW CLERK | JAMES V. HALLISEY | 6134 | ES | UNG | 60,000 | 87.50% | 52,500 | 7,501 | 60,001 |
| 1 | 1057 | LTD. ENG. PROF. (LEP) COORD. | LANA JEAN C. TOGAWA | 3001 | ES | UNG | 32,000 | 87.50% | 28,000 | 2,142 | 30,142 |
| 1 | 9141 | SPECIAL ASSISTANT TO THE PRESI | JANINA . MARATITA | 3707 | ES | UNG | 75,000 | 87.50% | 65,625 | 5,020 | 70,645 |
| SUPERIOR CLERK OF COURT | | | | | | | | | | | |
| 1 | 1938 | CLERK OF COURT | PATRICK V. DIAZ | 2990 | ES | UNG | 57,750 | 87.50% | 50,531 | 17,947 | 68,479 |
| 1 | 1491 | DATA ANALYST | MARK G. HIDALGO | 2971 | ES | UNG | 25,000 | 87.50% | 21,875 | 1,673 | 23,548 |
| 1 | 6033 | DEPUTY CLERK I | BRANDON JOHN H. DELOS REYES | 5717 | ES | UNG | 23,625 | 87.50% | 20,672 | 1,953 | 22,625 |
| 1 | 6033 | DEPUTY CLERK I | DELIA MARIE C. BARCINAS | 2999 | ES | UNG | 25,988 | 87.50% | 22,739 | 3,058 | 25,797 |
| 1 | 6033 | DEPUTY CLERK I | EZRIEL AARON F. GRANADA | 6120 | ES | UNG | 23,625 | 87.50% | 20,672 | 1,581 | 22,253 |
| 1 | 6033 | DEPUTY CLERK I | JAN C. CABRERA | 3976 | ES | UNG | 25,000 | 87.50% | 21,875 | 1,673 | 23,548 |
| 1 | 6033 | DEPUTY CLERK I | PEARLEEN B. MATAGOLAI | 3826 | ES | UNG | 23,625 | 87.50% | 20,672 | 1,581 | 22,253 |
| 1 | 6033 | DEPUTY CLERK I | SUSAN CHARLENE B. BORJA | 1688 | ES | UNG | 23,625 | 87.50% | 20,672 | 1,581 | 22,253 |
| 1 | 6033 | DEPUTY CLERK I | RAIGE ALEXIS SABLAN | | ES | UNG | 23,625 | 87.50% | 20,672 | 6,828 | 27,500 |
| 1 | 6034 | DEPUTY CLERK II | EVA-SOPHIA P. CALVO | 3003 | ES | UNG | 27,500 | 87.50% | 24,063 | 8,985 | 33,047 |
| 1 | 6034 | DEPUTY CLERK II | ROSIE JANE T. ADA | 2993 | ES | UNG | 30,608 | 87.50% | 26,782 | 2,531 | 29,312 |
| 1 | 6035 | DEPUTY CLERK III | NOVELYN A. WANIA-TENORIO | 2984 | ES | UNG | 40,425 | 87.50% | 35,372 | 15,908 | 51,280 |
| FAMILY COURT | | | | | | | | | | | |
| 1 | 1974 | FAMILY COURT MANAGER | ROXANNE C. TORRES | 5957 | ES | UNG | 57,750 | 87.50% | 50,531 | 5,887 | 56,418 |
| 1 | 9528 | FAMILY COURT SERVICES SPECIALI | ADELINE C. TEREYAMA | 2995 | ES | UNG | 27,500 | 87.50% | 24,063 | 2,274 | 26,336 |
| OFFICE OF ADULT PROBATION SUPERVISION | | | | | | | | | | | |
| 1 | 6158 | ASST. PROBATION OFFICER | SUSAN MARIE G. CABRERA | 3019 | ES | UNG | 21,509 | 87.50% | 18,820 | 1,440 | 20,260 |
| 1 | 6158 | ASST. PROBATION OFFICER | TIMOTHY J. DELEON GUERRERO | 2968 | ES | UNG | 25,000 | 87.50% | 21,875 | 9,211 | 31,086 |
| 1 | 6158 | ASST. PROBATION OFFICER | WILSON B. CALANTOG | 4538 | ES | UNG | 21,000 | 87.50% | 18,375 | 1,406 | 19,781 |
| 1 | 6162 | CHIEF PROBATION OFFICER | MATILDE H. BERMUDEZ-RASA | 3000 | ES | UNG | 57,750 | 87.50% | 50,531 | 9,372 | 59,903 |
| 1 | 6159 | PROBATION OFFICER I | BENJIE G. PITEG | 2998 | ES | UNG | 33,000 | 87.50% | 28,875 | 7,368 | 36,243 |
| 1 | 6159 | PROBATION OFFICER I | PRISCILLIA ANN C. CAMACHO | 3014 | ES | UNG | 33,000 | 87.50% | 28,875 | 10,508 | 39,383 |
| 1 | 6159 | PROBATION OFFICER I | RICHELLE L. MUNGWAATH | 6156 | ES | UNG | 26,400 | 87.50% | 23,100 | 2,691 | 25,791 |
| 1 | 6159 | PROBATION OFFICER I | RYAN JUSTICE T. BABAUTA | 4938 | ES | UNG | 25,000 | 87.50% | 21,875 | 1,673 | 23,548 |
| 1 | 6159 | PROBATION OFFICER I | TIMOTHY J. CRUZ | 4009 | ES | UNG | 26,400 | 87.50% | 23,100 | 2,691 | 25,791 |
| 1 | 6160 | PROBATION OFFICER II | NADIA B. MOSES | 2960 | ES | UNG | 38,514 | 87.50% | 33,700 | 3,926 | 37,626 |
| 1 | 6160 | PROBATION OFFICER II | WEENA GWENDOLYN T. IGUEL | 2946 | ES | UNG | 38,514 | 87.50% | 33,700 | 8,017 | 41,717 |
| OFFICE OF ADULT PROBATION SUPERVISION | | | | | | | | | | | |
| 1 | | SCANNING CLERK COC ROTA | ELVIRA VERONICA M. QUITUGUA | | ES | UNG | 25,000 | 87.50% | 21,875 | 1,673 | 23,548 |
| 1 | | SCANNING CLERK COC ROTA | MICCA B. KING | | ES | UNG | 25,000 | 87.50% | 21,875 | 6,033 | 27,908 |
| VACANT POSITION | | | | | | | | | | | |

GENERAL FUND

Budget Year: 2025

Department: Judicial Branch
Division/Activity: CNMI Superior Court
Org Code: 11510300

| Job Class Code | Position | Employee | Employee Number | Personnel Status Code | Pay Grade/Step | Annual Salary | Allocation Percent | Allocation Salary | Total Fringe Benefits | Total |
|----------------|-----------------------------|-----------------------------|-----------------|-----------------------|----------------|---------------|--------------------|-------------------|-----------------------|------------------|
| 1 | JUVENILE COORDINATOR | VACANT POSITION (ANNOUNCED) | | ES | UNG | 1 | 87.50% | 1 | 0 | 1 |
| 1 | LAW CLERK | VACANT POSITION (ANNOUNCED) | | ES | UNG | 1 | 87.50% | 1 | 0 | 1 |
| 1 | SCANNING CLERK COC SAIPAN | VACANT POSITION (ANNOUNCED) | | ES | UNG | 1 | 87.50% | 1 | 0 | 1 |
| 1 | SCANNING CLERK COC TINIAN | VACANT POSITION (ANNOUNCED) | | ES | UNG | 1 | 87.50% | 1 | 0 | 1 |
| 1 | DEPUTY CLERK I | VACANT POSITION | | ES | UNG | 1 | 87.50% | 1 | 0 | 1 |
| 1 | DEPUTY CLERK II | VACANT POSITION | | ES | UNG | 1 | 87.50% | 1 | 0 | 1 |
| 1 | ASSISTANT PROBATION OFFICER | VACANT POSITION | | ES | UNG | 1 | 87.50% | 1 | 0 | 1 |
| 1 | PROBATION OFFICER II | VACANT POSITION | | ES | UNG | 1 | 87.50% | 1 | 0 | 1 |
| 1 | PROBATION OFFICER I | VACANT POSITION | | ES | UNG | 1 | 87.50% | 1 | 0 | 1 |
| 1 | DEPUTY CLERK I | VACANT POSITION | | ES | UNG | 1 | 87.50% | 1 | 0 | 1 |
| 1 | LAW CLERK | VACANT POSITION | | ES | UNG | 1 | 87.50% | 1 | 0 | 1 |
| 1 | LEAD CASEWORKER | VACANT POSITION | | ES | UNG | 1 | 87.50% | 1 | 0 | 1 |
| 1 | RECORDS ASSISTANT | VACANT POSITION | | ES | UNG | 1 | 87.50% | 1 | 0 | 1 |
| 52 | | | | | | | | 1,220,422 | 216,877 | 1,437,299 |

COMMONWEALTH OF THE NORTHERN MARIANA ISLANDS

DEPARTMENT: JUDICIAL BRANCH
 DIVISION: ADMINISTRATIVE
 ORG: 11510100

| ORG | OBJECT | DESCRIPTION | 2022 ACTUAL | 2023 ACTUAL | 2024 BUDGET PL 23-09 | 2025 DEPARTMENT SUBMISSION | 2025 GOVERNOR'S PROPOSAL |
|------------------------|--------|------------------------------|----------------|------------------|----------------------------|----------------------------------|--------------------------------|
| 11510100 | 61000 | WAGES & SALARIES | 700,919 | 1,048,740 | 1,277,893 | 2,226,131 | 1,011,732 |
| 11510100 | 61010 | OVERTIME COMPENSATION | 85 | 47 | 0 | 100 | 0 |
| 11510100 | 61020 | HOLIDAY PAY | 0 | 42,116 | 0 | 100 | 0 |
| 11510100 | 62000 | FICA CONTRIBUTION | 43,463 | 68,433 | 0 | 138,020 | 62,727 |
| 11510100 | 62010 | MEDICARE CONTRIBUTION | 10,165 | 15,818 | 0 | 32,279 | 14,670 |
| 11510100 | 62100 | 401K EMPLOYER CONTRIBUTION | 13,959 | 23,641 | 0 | 56,798 | 22,828 |
| 11510100 | 62200 | HEALTH INSURANCE PREMIUM | 85,678 | 121,733 | 0 | 295,747 | 90,082 |
| 11510100 | 62211 | PERSONNEL INSURANCE | 6,846 | 8,323 | 0 | 19,872 | 8,974 |
| TOTAL PERSONNEL | | | 861,114 | 1,328,851 | 1,277,893 | 2,769,047 | 1,211,013 |
| 11510100 | 63000 | PROFESSIONAL SERVICES | 124,088 | 99,474 | 0 | 445,000 | 0 |
| 11510100 | 63001 | OFFICIAL REPRESENTATION | 3,336 | 95 | 0 | 4,000 | 0 |
| 11510100 | 63100 | REPAIR AND MAINTENANCE | 138,693 | 89,445 | 0 | 112,640 | 0 |
| 11510100 | 63200 | PERSONNEL TRAINING COSTS | 19,214 | 10,218 | 0 | 50,500 | 0 |
| 11510100 | 63300 | CLEANING SERVICES | 34,297 | 775 | 0 | 0 | 0 |
| 11510100 | 63400 | RECRUITMENT/REPATRIATION | 19,224 | 0 | 0 | 20,000 | 0 |
| 11510100 | 64020 | CREDIT CARD FEES | 50 | 90 | 0 | \$0.00 | 0 |
| 11510100 | 64040 | LICENSES AND FEES | 1,019 | 1,939 | 0 | 1,300 | 0 |
| 11510100 | 64041 | LICENSES AND FEES TECHNOLOGY | 15,954 | 13,758 | 0 | 12,500 | 0 |
| 11510100 | 64080 | DUES AND SUBSCRIPTIONS | 16,900 | 11,381 | 0 | 26,100 | 0 |
| 11510100 | 64090 | COMMUNICATIONS | 39,976 | 4,716 | 0 | 60,000 | 0 |
| 11510100 | 64100 | PRINTING AND PHOTOCOPYING | 8,556 | 5,354 | 0 | 0 | 0 |
| 11510100 | 64110 | ADVERTISING | 5,167 | 2,286 | 0 | 6,000 | 0 |
| 11510100 | 64720 | RENTAL-OFFICES | 16,250 | 2,500 | 0 | 15,000 | 0 |

COMMONWEALTH OF THE NORTHERN MARIANA ISLANDS

DEPARTMENT: JUDICIAL BRANCH
DIVISION: ADMINISTRATIVE
ORG: 11510100

Table with 8 columns: ORG, OBJECT, DESCRIPTION, 2022 ACTUAL, 2023 ACTUAL, 2024 BUDGET PL 23-09, 2025 DEPARTMENT SUBMISSION, 2025 GOVERNOR'S PROPOSAL. Rows include various expense categories like RENTAL-EQUIPMENTS, TRAVEL EXPENSES, and UTILITIES.

COMMONWEALTH OF THE NORTHERN MARIANA ISLANDS

DEPARTMENT: JUDICIAL BRANCH
 DIVISION: ADMINISTRATIVE
 ORG: 11510100

| ORG | OBJECT | DESCRIPTION | 2022 ACTUAL | 2023 ACTUAL | 2024 BUDGET PL 23-09 | 2025 DEPARTMENT SUBMISSION | 2025 GOVERNOR'S PROPOSAL |
|----------------------------|--------|-----------------------|------------------|------------------|----------------------------|----------------------------------|--------------------------------|
| 11510100 | 69010 | PUBLIC AUDITOR 1% FEE | 3,349 | 18,273 | 0 | 57,671 | 15,110 |
| GRAND TOTAL | | | 2,063,279 | 2,143,993 | 1,848,829 | 8,630,015 | 1,526,124 |
| NUMBER OF POSITIONS | | | 37 | 37 | 37 | 62 | 37 |

GENERAL FUND

Budget Year: 2025

Department: Judicial Branch
Division/Activity: Administrative
Org Code: 11510100

| NOP | Job Class Code | Position | Employee | Employee Number | Personnel Status Code | Pay Grade/Step | Annual Salary | Allocation Percent | Allocation Salary | Total Fringe Benefits | Total |
|---------------------------------------|----------------|---------------------------------|------------------------------|-----------------|-----------------------|----------------|---------------|--------------------|-------------------|-----------------------|---------|
| 1 | 1136 | DIRECTOR OF COURTS | SONIA MARIE A. CAMACHO | 2992 | ES | UNG | 85,000 | 87.50% | 74,375 | 10,003 | 84,378 |
| OFFICE OF PROCUREMENT | | | | | | | | | | | |
| 1 | 1135 | PROCUREMENT OFFICER | CHRISTINE D. ANINZO | 5894 | ES | UNG | 45,000 | 87.50% | 39,375 | 8,072 | 47,447 |
| BUDGET AND FINANCE OFFICE | | | | | | | | | | | |
| 1 | 3719 | BUDGET AND FINANCE DIRECTOR | JOHN FRANCISCO T. VILLAGOMEZ | 2959 | ES | UNG | 57,750 | 87.50% | 50,531 | 5,887 | 56,418 |
| 1 | 1002 | ACCOUNTANT II | EVELYN P. CALVO | 2949 | FT | PL12/12 | 44,113 | 87.50% | 38,599 | 7,133 | 45,731 |
| 1 | 1801 | ACCOUNTANT | SHANNA MAE W. FLORES | 2974 | ES | UNG | 26,400 | 87.50% | 23,100 | 5,252 | 28,352 |
| 1 | 0023 | ADMINISTRATIVE ASSISTANT | STEVEN S. CABRERA | 2987 | FT | PL05/9 | 27,082 | 87.50% | 23,696 | 2,239 | 25,936 |
| GRANTS MANAGEMENT OFFICE | | | | | | | | | | | |
| 1 | 1005 | GRANTS ADMINISTRATOR | JAMES W. STOWELL | 2939 | ES | UNG | 40,425 | 87.50% | 35,372 | 10,486 | 45,858 |
| FACILITIES MANAGEMENT OFFICE | | | | | | | | | | | |
| 1 | 8969 | BUILDING SUPERINTENDENT | GERALD E. WEAVER | 2952 | ES | UNG | 40,425 | 87.50% | 35,372 | 11,901 | 47,273 |
| 1 | 8970 | BLDG & GROUND WORKER | MANUEL S. VILLAGOMEZ JR | 5524 | ES | UNG | 25,000 | 87.50% | 21,875 | 2,548 | 24,423 |
| INFORMATION SYSTEMS OFFICE | | | | | | | | | | | |
| 1 | 8942 | SYSTEMS ADMINISTRATOR | MICHAEL C. VILLACRUSIS | 3005 | ES | UNG | 57,750 | 87.50% | 50,531 | 17,947 | 68,479 |
| 1 | 1955 | COMPUTER SPECIALIST | JORALE JAMES A. MENDOZA | 2953 | ES | UNG | 25,300 | 87.50% | 22,138 | 6,064 | 28,202 |
| HUMAN RESOURCES OFFICE | | | | | | | | | | | |
| 1 | 1484 | HUMAN RESOURCES ADMIN. OFFICER | MICHELLE V. GUERRERO | 2947 | ES | UNG | 57,750 | 87.50% | 50,531 | 15,926 | 66,457 |
| 1 | 1483 | ADMINISTRATIVE / HR SPECIALIST | REBECCA R. SANTOS | 2957 | ES | UNG | 35,500 | 87.50% | 31,063 | 10,079 | 41,142 |
| MARSHALL SERVICE DIVISION | | | | | | | | | | | |
| 1 | 6922 | CHIEF MARSHAL | JASON T. TARKONG | 2940 | ES | UNG | 57,750 | 87.50% | 50,531 | 8,260 | 58,791 |
| 1 | 1310 | DEPUTY MARSHAL III | JESUS S. SANTOS | 2958 | FT | PL12/10 | 40,012 | 87.50% | 35,010 | 10,452 | 45,462 |
| 1 | 1310 | DEPUTY MARSHAL III | ROEMAR M. SEGOTIER | 2981 | ES | UNG | 34,500 | 87.50% | 30,188 | 4,060 | 34,248 |
| 1 | 1308 | DEPUTY MARSHAL I | JASON T. CAMACHO | 2989 | ES | UNG | 25,000 | 87.50% | 21,875 | 1,673 | 23,548 |
| 1 | 1308 | DEPUTY MARSHAL I | MARIA M. TUDELA | 2945 | ES | UNG | 25,000 | 87.50% | 21,875 | 1,673 | 23,548 |
| 1 | 1308 | DEPUTY MARSHAL I | JONATHAN B. LIMES | 2964 | ES | UNG | 25,000 | 87.50% | 21,875 | 1,673 | 23,548 |
| 1 | 1308 | DEPUTY MARSHAL I | JESSE . SABLAN | 4369 | ES | UNG | 25,000 | 87.50% | 21,875 | 1,673 | 23,548 |
| 1 | 1308 | DEPUTY MARSHAL I | DANIEL T. JOAB | 2085 | ES | UNG | 25,000 | 87.50% | 21,875 | 1,673 | 23,548 |
| 1 | 1305 | DEPUTY MARSHAL | MATTHEW O. IGUEL | 5809 | ES | UNG | 25,000 | 87.50% | 21,875 | 1,673 | 23,548 |
| 1 | 1308 | DEPUTY MARSHAL I | SHERLA MAE M. SABLAN | 3008 | ES | UNG | 25,000 | 87.50% | 21,875 | 1,673 | 23,548 |
| 1 | 1305 | DEPUTY MARSHAL | BRADLEY DAMIAN P. LIZAMA | 3241 | ES | UNG | 25,000 | 87.50% | 21,875 | 2,548 | 24,423 |
| COMMONWEALTH RECORDER'S OFFICE | | | | | | | | | | | |
| 1 | 1145 | COMMONWEALTH RECORDER | KELSEY G. ALDAN | 2967 | ES | UNG | 49,500 | 87.50% | 43,313 | 5,826 | 49,138 |
| 1 | 1808 | ADMINISTRATIVE SPECIALIST | HOLLY PAULINA C. CAMACHO | 4471 | ES | UNG | 22,000 | 87.50% | 19,250 | 5,728 | 24,978 |
| OFFICE OF GENERAL COUNSEL | | | | | | | | | | | |
| 1 | 1179 | GENERAL COUNSEL | HYUN J. LEE | 2954 | ES | UNG | 95,000 | 87.50% | 83,125 | 20,835 | 103,960 |
| 1 | 1340 | DEPUTY GENERAL COUNSEL | MATTHEW J. BROWN | 3021 | ES | UNG | 90,000 | 87.50% | 78,750 | 16,318 | 95,068 |
| VACANT POSITIONS | | | | | | | | | | | |
| 1 | | PROGRAM SPECIALIST | VACANT POSITON | | ES | UNG | 1 | 87.50% | 1 | 0 | 1 |
| 1 | | BUILDING AND GROUND MAINTENANCE | VACANT POSITON | | ES | UNG | 1 | 87.50% | 1 | 0 | 1 |
| 1 | | ACCOUNTANT I | VACANT POSITON | | ES | UNG | 1 | 87.50% | 1 | 0 | 1 |
| 1 | | COMPUTER SPECIALIST | VACANT POSITON | | ES | UNG | 1 | 87.50% | 1 | 0 | 1 |
| 1 | | DEPUTY MARSHAL II | VACANT POSITON | | ES | UNG | 1 | 87.50% | 1 | 0 | 1 |

GENERAL FUND

Budget Year: 2025

Department: Judicial Branch
Division/Activity: Administrative
Org Code: 11510100

| NOP | Job Class Code | Position | Employee | Employee Number | Personnel Status Code | Pay Grade/Step | Annual Salary | Allocation Percent | Allocation Salary | Total Fringe Benefits | Total |
|-----------|----------------|---------------------------|----------------|-----------------|-----------------------|----------------|---------------|--------------------|-------------------|-----------------------|------------------|
| 1 | | DEPUTY MARSHAL II | VACANT POSITON | | ES | UNG | 1 | 87.50% | 1 | 0 | 1 |
| 1 | | SUPPLY SPECIALIST | VACANT POSITON | | ES | UNG | 1 | 87.50% | 1 | 0 | 1 |
| 1 | | SUPPLY SPECIALIST | VACANT POSITON | | ES | UNG | 1 | 87.50% | 1 | 0 | 1 |
| 1 | | WORKFORCE AFFAIRS OFFICER | VACANT POSITON | | ES | UNG | 1 | 87.50% | 1 | 0 | 1 |
| 37 | | | | | | | | | 1,011,732 | 199,281 | 1,211,013 |

COMMONWEALTH OF THE NORTHERN MARIANA ISLANDS

DEPARTMENT: JUDICIAL BRANCH
DIVISION: LAW REVISION COMMISSION
ORG: 11510500

Table with 8 columns: ORG, OBJECT, DESCRIPTION, 2022 ACTUAL, 2023 ACTUAL, 2024 BUDGET PL 23-09, 2025 DEPARTMENT SUBMISSION, 2025 GOVERNOR'S PROPOSAL. Rows include personnel wages, training costs, and operational supplies.

COMMONWEALTH OF THE NORTHERN MARIANA ISLANDS

DEPARTMENT: JUDICIAL BRANCH
DIVISION: LAW REVISION COMMISSION
ORG: 11510500

Table with columns: ORG, OBJECT, DESCRIPTION, 2022 ACTUAL, 2023 ACTUAL, 2024 BUDGET PL 23-09, 2025 DEPARTMENT SUBMISSION, 2025 GOVERNOR'S PROPOSAL. Rows include various expense categories like FOOD ITEMS, FUEL & LUBRICATE, FURNITURE & FIXTURES, etc., and a GRAND TOTAL row.

GENERAL FUND

Budget Year: 2025

Department: Judicial Branch
Division/Activity: Law Revision Commission
Org Code: 11510500

| NOP | Job Class Code | Position | Employee | Employee Number | Personnel Status Code | Pay Grade/Step | Annual Salary | Allocation Percent | Allocation Salary | Total Fringe Benefits | Total |
|----------|----------------|--------------------------------------|------------------------|-----------------|-----------------------|----------------|---------------|--------------------|-------------------|-----------------------|----------------|
| 1 | 1013 | EXECUTIVE ASSISTANT | ERICA M. CABRERA | 3975 | ES | UNG | 30,000 | 87.50% | 26,250 | 2,008 | 28,258 |
| 1 | 9075 | EXECUTIVE DIRECTOR | DEAN JESSE M. PALACIOS | 3004 | ES | UNG | 74,444 | 87.50% | 65,139 | 8,468 | 73,607 |
| 1 | 1888 | OFFICE MANAGER | ALBERT A. HICKING | 2997 | ES | UNG | 42,592 | 87.50% | 37,268 | 10,666 | 47,934 |
| 1 | | STAFF ATTORNEY | CARMEN V. BORJA | | ES | UNG | 70,400 | 87.50% | 61,600 | 4,712 | 66,312 |
| 1 | | PUBLICATIONS CLERK | VACANT | | ES | UNG | 1 | 87.50% | 1 | 0 | 1 |
| 1 | | STAFF ATTORNEY (ADMINISTRATIVE CODE) | VACANT | | ES | UNG | 1 | 87.50% | 1 | 0 | 1 |
| 1 | | COMPUTER SPECIALIST | VACANT | | ES | UNG | 1 | 87.50% | 1 | 0 | 1 |
| 7 | | | | | | | | | 190,259 | 25,854 | 216,114 |

COMMONWEALTH OF THE NORTHERN MARIANA ISLANDS

DEPARTMENT: JUDICIAL BRANCH
DIVISION: DRUG COURT
ORG: 11510700

Table with 8 columns: ORG, OBJECT, DESCRIPTION, 2022 ACTUAL, 2023 ACTUAL, 2024 BUDGET PL 23-09, 2025 DEPARTMENT SUBMISSION, 2025 GOVERNOR'S PROPOSAL. Rows include Personnel (Wages & Salaries, Overtime, etc.) and Professional Services (Repairs, Licenses, Insurance, etc.).

COMMONWEALTH OF THE NORTHERN MARIANA ISLANDS

DEPARTMENT: JUDICIAL BRANCH
DIVISION: DRUG COURT
ORG: 11510700

Table with columns: ORG, OBJECT, DESCRIPTION, 2022 ACTUAL, 2023 ACTUAL, 2024 BUDGET PL 23-09, 2025 DEPARTMENT SUBMISSION, 2025 GOVERNOR'S PROPOSAL. Rows include various expense categories like FURNITURE & FIXTURES, BOOKS AND LIBRARY MATERIALS, and UTILITIES, ending with a GRAND TOTAL and NUMBER OF POSITIONS row.

GENERAL FUND

Budget Year: 2025

Department: Judicial Branch
Division/Activity: Drug Court
Org Code: 11510700

| NOP | Job Class Code | Position | Employee | Employee Number | Personnel Status Code | Pay Grade/Step | Annual Salary | Allocation Percent | Allocation Salary | Total Fringe Benefits | Total |
|----------|----------------|-------------------------------|--------------------------|-----------------|-----------------------|----------------|---------------|--------------------|-------------------|-----------------------|----------------|
| 1 | 9341 | DRUG COURT MANAGER | EDWARD P. DIAZ JR | 3016 | ES | UNG | 57,750 | 87.50% | 50,531 | 3,866 | 54,397 |
| 1 | 1837 | CASEWORKER I | DOLORES B. SABLAN | 3015 | ES | UNG | 48,510 | 87.50% | 42,446 | 16,860 | 59,306 |
| 1 | 2300 | CASEWORKER I | JOY KIMIKO T. TENORIO | 2975 | ES | UNG | 37,000 | 87.50% | 32,375 | 9,620 | 41,995 |
| 1 | 2300 | CASEWORKER I | TIMOTHY JUDE A. RABAGO | 2969 | ES | UNG | 37,000 | 87.50% | 32,375 | 3,059 | 35,434 |
| 1 | 0976 | COMMUNITY SUPERVISION OFFICER | FRANKIE B. CAMACHO | 3018 | ES | UNG | 34,650 | 87.50% | 30,319 | 14,683 | 45,002 |
| 1 | 1216 | COMPLIANCE OFFICER | DUSTIN JON B. PANGELINAN | 2961 | ES | UNG | 30,800 | 87.50% | 26,950 | 2,062 | 29,012 |
| 1 | 1216 | COMPLIANCE OFFICER | KEVIN T. ROYAL | 2966 | ES | UNG | 28,000 | 87.50% | 24,500 | 1,874 | 26,374 |
| 1 | | DEPUTY CLERK II | CAMILLE JOY MASILUNGAN | | ES | UNG | 25,000 | 87.50% | 21,875 | 1,673 | 23,548 |
| 8 | | | | | | | | | 261,371 | 53,698 | 315,070 |

COMMONWEALTH OF THE NORTHERN MARIANA ISLANDS

DEPARTMENT: JUDICIAL BRANCH
 DIVISION: MENTAL HEALTH COURT
 ORG: 11511000

| ORG | OBJECT | DESCRIPTION | 2022 ACTUAL | 2023 ACTUAL | 2024 BUDGET PL 23-09 | 2025 DEPARTMENT SUBMISSION | 2025 GOVERNOR'S PROPOSAL |
|------------------------|--------|------------------------------|----------------|----------------|----------------------------|----------------------------------|--------------------------------|
| 11511000 | 61000 | WAGES & SALARIES | 89,336 | 237,933 | 293,860 | 298,625 | 234,281 |
| 11511000 | 61020 | HOLIDAY PAY | 0 | 17,554 | 0 | 0 | 0 |
| 11511000 | 62000 | FICA CONTRIBUTION | 5,539 | 15,840 | 0 | 18,515 | 14,525 |
| 11511000 | 62010 | MEDICARE CONTRIBUTION | 1,295 | 3,704 | 0 | 4,330 | 3,397 |
| 11511000 | 62100 | 401K EMPLOYER CONTRIBUTION | 2,259 | 4,663 | 0 | 5,885 | 3,351 |
| 11511000 | 62200 | HEALTH INSURANCE PREMIUM | 10,879 | 30,729 | 0 | 28,749 | 17,598 |
| 11511000 | 62211 | PERSONNEL INSURANCE | 402 | 766 | 0 | 2,132 | 0 |
| TOTAL PERSONNEL | | | 109,710 | 311,189 | 293,860 | 358,236 | 273,152 |
| 11511000 | 63000 | PROFESSIONAL SERVICES | 9,200 | 52,370 | 0 | 0 | 0 |
| 11511000 | 63001 | OFFICIAL REPRESENTATION | 0 | 1,225 | 0 | 0 | 0 |
| 11511000 | 63100 | REPAIR AND MAINTENANCE | 0 | 5,684 | 0 | 0 | 0 |
| 11511000 | 63300 | CLEANING SERVICES | 0 | 18,207 | 0 | 0 | 0 |
| 11511000 | 63400 | RECRUITMENT/REPATRIATION | 0 | 4,373 | 0 | 0 | 0 |
| 11511000 | 64020 | CREDIT CARD FEES | 0 | 75 | 0 | 0 | 0 |
| 11511000 | 64040 | LICENSES AND FEES | 70 | 500 | 0 | 0 | 0 |
| 11511000 | 64041 | LICENSES AND FEES TECHNOLOGY | 0 | 13,231 | 0 | 0 | 0 |
| 11511000 | 64090 | COMMUNICATIONS | 6,164 | 890 | 0 | 3,000 | 0 |
| 11511000 | 64700 | RENTAL-VEHICLES | 0 | 450 | 0 | 0 | 0 |
| 11511000 | 64720 | RENTAL-OFFICES | 0 | 4,506 | 0 | 0 | 0 |
| 11511000 | 64800 | TRAVEL EXPENSES | 32,915 | 21,699 | 0 | 10,000 | 0 |
| 11511000 | 65000 | OFFICE SUPPLIES | 1,700 | 6,360 | 0 | 1,000 | 0 |
| 11511000 | 65010 | OPERATIONAL SUPPLIES | 3,145 | 36,849 | 0 | 20,000 | 0 |
| 11511000 | 65020 | FOOD ITEMS | 0 | 3,971 | 0 | 1,000 | 0 |

COMMONWEALTH OF THE NORTHERN MARIANA ISLANDS

DEPARTMENT: JUDICIAL BRANCH
 DIVISION: MENTAL HEALTH COURT
 ORG: 11511000

| ORG | OBJECT | DESCRIPTION | 2022 ACTUAL | 2023 ACTUAL | 2024 BUDGET PL 23-09 | 2025 DEPARTMENT SUBMISSION | 2025 GOVERNOR'S PROPOSAL |
|---|--------------|------------------------------|----------------|----------------|----------------------------|----------------------------------|--------------------------------|
| 11511000 | 65030 | FUEL & LUBRICATE | 0 | 3,880 | 0 | 5,000 | 0 |
| 11511000 | 65040 | FURNITURE & FIXTURES | 7,819 | 16,853 | 0 | 0 | 0 |
| 11511000 | 66020 | IMPROVEMENTS | 0 | 6,490 | 0 | 0 | 0 |
| 11511000 | 66040 | MACHINERY | 0 | 0 | 0 | 0 | 0 |
| 11511000 | 66060 | VEHICLES | 0 | 245 | 0 | 0 | 0 |
| 11511000 | 66070 | TECHNOLOGY EQUIP | 0 | 69 | 0 | 0 | 0 |
| 11511000 | 69000 | OTHER EXPENSES | 0 | 0 | 3,012 | 0 | 0 |
| TOTAL OTHER EXPENSES | | | 61,013 | 197,925 | 3,012 | 40,000 | 0 |
| 11511000 | 64060 | UTILITIES | 0 | 0 | 0 | 0 | 0 |
| TOTAL PERSONNEL, OTHER EXPENSES, AND UTILITIES | | | 170,723 | 509,114 | 296,872 | 398,236 | 273,152 |
| 11511000 | 69010 | PUBLIC AUDITOR 1% FEE | 11,583 | 5,120 | 2,969 | 3,864 | 2,732 |
| GRAND TOTAL | | | 182,306 | 514,234 | 299,841 | 402,100 | 275,884 |
| NUMBER OF POSITIONS | | | 7 | 7 | 7 | 7 | 7 |

GENERAL FUND

Budget Year: 2025

Department: Judicial Branch
Division/Activity: Mental Health Court
Org Code: 11511000

| NOP | Job Class Code | Position | Employee | Employee Number | Personnel Status Code | Pay Grade/Step | Annual Salary | Allocation Percent | Allocation Salary | Total Fringe Benefits | Total |
|----------|----------------|--------------------------------|---------------------------|-----------------|-----------------------|----------------|---------------|--------------------|-------------------|-----------------------|----------------|
| 1 | 2298 | MENTAL HEALTH COURT DOCKET MGR | DANIELLE Y. SU | 5483 | ES | UNG | 57,750 | 87.50% | 50,531 | 9,372 | 59,903 |
| 1 | 2300 | CASEWORKER I | KYCEL LAURENCE P. BUTTERS | 4467 | ES | UNG | 38,000 | 87.50% | 33,250 | 7,359 | 40,609 |
| 1 | 2985 | COMMUNITY SUPERVISION WORKER | JONAH B. DELOS REYES | 1936 | ES | UNG | 30,000 | 87.50% | 26,250 | 5,493 | 31,743 |
| 1 | 2985 | COMMUNITY SUPERVISION WORKER | SCOTTIE LEE S. AGUON | 2976 | ES | UNG | 30,000 | 87.50% | 26,250 | 2,008 | 28,258 |
| 1 | 6034 | DEPUTY CLERK II | OKALANI R. SHIPRIT | 2973 | ES | UNG | 25,000 | 87.50% | 21,875 | 1,673 | 23,548 |
| 1 | J500 | TREATMENT COORDINATOR | YVETTE R. SABLAN | 3685 | ES | UNG | 50,000 | 87.50% | 43,750 | 10,491 | 54,241 |
| 1 | 2300 | CASEWORKER I | RAYNALYNN A. SABLAN | | ES | UNG | 37,000 | 87.50% | 32,375 | 2,477 | 34,852 |
| 7 | | | | | | | | | 234,281 | 38,872 | 273,153 |

COMMONWEALTH OF THE NORTHERN MARIANA ISLANDS

DEPARTMENT: LEGISLATIVE BRANCH
DIVISION: CURRENT HOUSE MEMBERS SALARIES
ORG: 11620100

| ORG | OBJECT | DESCRIPTION | 2022 ACTUAL | 2023 ACTUAL | 2024 BUDGET PL 23-09 | 2025 DEPARTMENT SUBMISSION | 2025 GOVERNOR'S PROPOSAL |
|---|--------|----------------------------|----------------|----------------|----------------------------|----------------------------------|--------------------------------|
| 11620100 | 61000 | WAGES & SALARIES | 640,877 | 645,816 | 809,385 | 0 | 640,000 |
| 11620100 | 61020 | HOLIDAY PAY | 0 | 192 | 0 | 0 | 0 |
| 11620100 | 62000 | FICA CONTRIBUTION | 39,735 | 40,054 | 0 | 0 | 39,680 |
| 11620100 | 62010 | MEDICARE CONTRIBUTION | 9,293 | 9,369 | 0 | 0 | 9,280 |
| 11620100 | 62100 | 401K EMPLOYER CONTRIBUTION | 6,055 | 5,342 | 0 | 0 | 5,120 |
| 11620100 | 62101 | RETIREMENT CONTRIBUTIONS | 1,381 | 15,187 | 0 | 0 | 11,965 |
| 11620100 | 62200 | HEALTH INSURANCE PREMIUM | 88,705 | 96,380 | 0 | 0 | 65,165 |
| 11620100 | 62211 | PERSONNEL INSURANCE | 6,888 | 6,374 | 0 | 0 | 6,336 |
| TOTAL PERSONNEL | | | 792,933 | 818,713 | 809,385 | 0 | 777,546 |
| 11620100 | 76000 | TRANSFERS OUT | 26,708 | 0 | 0 | 0 | 0 |
| 11620100 | 69000 | OTHER EXPENSES | 0 | 0 | 0 | 0 | 0 |
| TOTAL OTHER EXPENSES | | | 26,708 | 0 | 0 | 0 | 0 |
| 11620100 | 64060 | UTILITIES | 0 | 0 | 0 | 0 | 0 |
| TOTAL PERSONNEL, OTHER EXPENSES, AND UTILITIES | | | 819,640 | 818,713 | 809,385 | 0 | 777,546 |
| 11620100 | 69010 | PUBLIC AUDITOR 1% FEE | 0 | 0 | 0 | 0 | 0 |
| GRAND TOTAL | | | 819,640 | 818,713 | 809,385 | 0 | 777,546 |
| NUMBER OF POSITIONS | | | 20 | 20 | 20 | 0 | 20 |

Budget Year: 2025

Department: Legislative Branch
Division/Activity: Current House Member's Salaries
Org Code: 11620100

| NOP | Job Class Code | Position | Employee | Employee Number | Personnel Status Code | Pay Grade/Step | Annual Salary | Allocation Percent | Allocation Salary | Total Fringe Benefits | Total |
|-----------|----------------|----------------------|-----------------------------|-----------------|-----------------------|----------------|---------------|--------------------|-------------------|-----------------------|----------------|
| 1 | 9990 | HOUSE REPRESENTATIVE | ANGELO A. CAMACHO | 3422 | EL | UNG | 32,000 | 100% | 32,000 | 3,728 | 35,728 |
| 1 | 9990 | HOUSE REPRESENTATIVE | BLAS JONATHAN T. ATTAO | 2929 | EL | UNG | 32,000 | 100% | 32,000 | 22,133 | 54,133 |
| 1 | 9990 | HOUSE REPRESENTATIVE | DENITA K. YANGETMAI | 2903 | EL | UNG | 32,000 | 100% | 32,000 | 3,024 | 35,024 |
| 1 | 9990 | HOUSE REPRESENTATIVE | DIEGO VINCENT F. CAMACHO | 5843 | EL | UNG | 32,000 | 100% | 32,000 | 2,448 | 34,448 |
| 1 | 9990 | HOUSE REPRESENTATIVE | EDMUND JOSEPH S. VILLAGOMEZ | 2926 | EL | UNG | 32,000 | 100% | 32,000 | 7,789 | 39,789 |
| 1 | 9990 | HOUSE REPRESENTATIVE | EDWIN K. PROPST | 2893 | EL | UNG | 32,000 | 100% | 32,000 | 3,024 | 35,024 |
| 1 | 9990 | HOUSE REPRESENTATIVE | JOEL C. CAMACHO | 2930 | EL | UNG | 32,000 | 100% | 32,000 | 14,175 | 46,175 |
| 1 | 9990 | HOUSE REPRESENTATIVE | JOHN-PAUL P. SABLAN | 2932 | EL | UNG | 32,000 | 100% | 32,000 | 3,024 | 35,024 |
| 1 | 9991 | HOUSE REPRESENTATIVE | JOSEPH ARRIOLA FLORES | | EL | UNG | 32,000 | 100% | 32,000 | 2,448 | 34,448 |
| 1 | 9990 | HOUSE REPRESENTATIVE | JULIE MARIE A. OGO | 5846 | EL | UNG | 32,000 | 100% | 32,000 | 7,789 | 39,789 |
| 1 | 9990 | HOUSE REPRESENTATIVE | MALCOM JASON OMAR | 5845 | EL | UNG | 32,000 | 100% | 32,000 | 7,789 | 39,789 |
| 1 | 9990 | HOUSE REPRESENTATIVE | MANNY GREGORY T. CASTRO | 5844 | EL | UNG | 32,000 | 100% | 32,000 | 10,168 | 42,168 |
| 1 | 9990 | HOUSE REPRESENTATIVE | MARISSA RENEE . FLORES | 5848 | EL | UNG | 32,000 | 100% | 32,000 | 5,933 | 37,933 |
| 1 | 9990 | HOUSE REPRESENTATIVE | PATRICK H. SAN NICOLAS | 2908 | EL | UNG | 32,000 | 100% | 32,000 | 3,024 | 35,024 |
| 1 | 9990 | HOUSE REPRESENTATIVE | RALPH N. YUMUL | 2924 | EL | UNG | 32,000 | 100% | 32,000 | 13,599 | 45,599 |
| 1 | 9990 | HOUSE REPRESENTATIVE | ROMAN C. BENAVENTE | 5850 | EL | UNG | 32,000 | 100% | 32,000 | 2,448 | 34,448 |
| 1 | 9990 | HOUSE REPRESENTATIVE | ROY CHRISTOPHER A. ADA | 2921 | EL | UNG | 32,000 | 100% | 32,000 | 2,448 | 34,448 |
| 1 | 9990 | HOUSE REPRESENTATIVE | THOMAS JOHN D. MANGLONA | 1443 | EL | UNG | 32,000 | 100% | 32,000 | 5,933 | 37,933 |
| 1 | 9990 | HOUSE REPRESENTATIVE | VICENTE C. CAMACHO | 2904 | EL | UNG | 32,000 | 100% | 32,000 | 2,448 | 34,448 |
| 1 | 9990 | HOUSE REPRESENTATIVE | VINCENT RAYMOND S. ALDAN | 5849 | EL | UNG | 32,000 | 100% | 32,000 | 14,175 | 46,175 |
| 20 | | | | | | | | | 640,000 | 137,546 | 777,546 |

COMMONWEALTH OF THE NORTHERN MARIANA ISLANDS

DEPARTMENT: LEGISLATIVE BRANCH
DIVISION: HOUSE MEMBERS ALLOCATION
ORG: 11620200

| ORG | OBJECT | DESCRIPTION | 2022 ACTUAL | 2023 ACTUAL | 2024 BUDGET PL 23-09 | 2025 DEPARTMENT SUBMISSION | 2025 GOVERNOR'S PROPOSAL |
|------------------------|--------|----------------------------|----------------|----------------|----------------------------|----------------------------------|--------------------------------|
| 11620200 | 61000 | WAGES & SALARIES | 192,473 | 188,087 | 0 | 0 | 0 |
| 11620200 | 61005 | ARPA PREMIUM PAY | 1,700 | 0 | 0 | 0 | 0 |
| 11620200 | 61020 | HOLIDAY PAY | 0 | 11,472 | 0 | 0 | 0 |
| 11620200 | 62000 | FICA CONTRIBUTION | 12,051 | 12,509 | 0 | 0 | 0 |
| 11620200 | 62010 | MEDICARE CONTRIBUTION | 2,819 | 2,936 | 0 | 0 | 0 |
| 11620200 | 62100 | 401K EMPLOYER CONTRIBUTION | 1,768 | 2,331 | 0 | 0 | 0 |
| 11620200 | 62200 | HEALTH INSURANCE PREMIUM | 4,706 | 1,406 | 0 | 0 | 0 |
| 11620200 | 62211 | PERSONNEL INSURANCE | 457 | 464 | 0 | 0 | 0 |
| TOTAL PERSONNEL | | | 215,973 | 219,206 | 0 | 0 | 0 |
| 11620200 | 63000 | PROFESSIONAL SERVICES | 879,239 | 792,421 | 0 | 0 | 0 |
| 11620200 | 63001 | OFFICIAL REPRESENTATION | 4,017 | 2,200 | 0 | 0 | 0 |
| 11620200 | 63100 | REPAIR AND MAINTENANCE | 3,834 | 28,200 | 0 | 0 | 0 |
| 11620200 | 63300 | CLEANING SERVICES | 5,449 | 4,277 | 0 | 0 | 0 |
| 11620200 | 64000 | ADMINISTRATIVE COSTS | 89 | 0 | 0 | 0 | 0 |
| 11620200 | 64010 | BANK FEES | 0 | 180 | 0 | 0 | 0 |
| 11620200 | 64020 | CREDIT CARD FEES | 0 | 180 | 0 | 0 | 0 |
| 11620200 | 64040 | LICENSES AND FEES | 10 | 0 | 0 | 0 | 0 |
| 11620200 | 64080 | DUES AND SUBSCRIPTIONS | 622 | 86 | 0 | 0 | 0 |
| 11620200 | 64090 | COMMUNICATIONS | 9,484 | 13,298 | 0 | 0 | 0 |
| 11620200 | 64100 | PRINTING AND PHOTOCOPYING | 2,846 | 1,904 | 0 | 0 | 0 |
| 11620200 | 64110 | ADVERTISING | 1,157 | 3,800 | 0 | 0 | 0 |
| 11620200 | 64700 | RENTAL-VEHICLES | 174,056 | 141,709 | 0 | 0 | 0 |
| 11620200 | 64720 | RENTAL-OFFICES | 3,130 | 0 | 0 | 0 | 0 |

COMMONWEALTH OF THE NORTHERN MARIANA ISLANDS

DEPARTMENT: LEGISLATIVE BRANCH
DIVISION: HOUSE MEMBERS ALLOCATION
ORG: 11620200

| ORG | OBJECT | DESCRIPTION | 2022 | 2023 | 2024 | 2025 | 2025 |
|---|--------------|---------------------------|------------------|------------------|--------------------|--------------------------|------------------------|
| | | | ACTUAL | ACTUAL | BUDGET PL 23-09 | DEPARTMENT SUBMISSION | GOVERNOR'S PROPOSAL |
| 11620200 | 64790 | RENTAL-OTHERS | 13,632 | 16,198 | 0 | 0 | 0 |
| 11620200 | 64800 | TRAVEL EXPENSES | 37,029 | 53,684 | 0 | 0 | 0 |
| 11620200 | 64810 | SUBSISTANCE ALLOWANCE | 389,589 | 469,493 | 0 | 0 | 0 |
| 11620200 | 64900 | OTHER SERVICES & CHARGES | 12,658 | 8,625 | 0 | 0 | 0 |
| 11620200 | 65000 | OFFICE SUPPLIES | 6,516 | 19,630 | 0 | 0 | 0 |
| 11620200 | 65010 | OPERATIONAL SUPPLIES | 7,493 | 34,529 | 0 | 0 | 0 |
| 11620200 | 65020 | FOOD ITEMS | 917 | 515 | 0 | 0 | 0 |
| 11620200 | 65030 | FUEL & LUBRICATE | 42,298 | 37,750 | 0 | 0 | 0 |
| 11620200 | 65040 | FURNITURE & FIXTURES | 0 | 589 | 0 | 0 | 0 |
| 11620200 | 65900 | FREIGHT AND HANDLING | 1,170 | 80 | 0 | 0 | 0 |
| 11620200 | 66000 | CAPITAL ASSETS | 4,596 | 1,388 | 0 | 0 | 0 |
| 11620200 | 66020 | IMPROVEMENTS | 3,490 | 28,451 | 0 | 0 | 0 |
| 11620200 | 66030 | LEASEHOLDS | 0 | 37,303 | 0 | 0 | 0 |
| 11620200 | 66040 | MACHINERY | 0 | 839 | 0 | 0 | 0 |
| 11620200 | 66060 | VEHICLES | 3,571 | 44,285 | 0 | 0 | 0 |
| 11620200 | 66070 | TECHNOLOGY EQUIP | 0 | 15,893 | 0 | 0 | 0 |
| 11620200 | 66900 | NON-CAPITAL ASSETS | 3,730 | 2,388 | 0 | 0 | 0 |
| 11620200 | 69100 | SCHOLARSHIPS AND GRANTS | 0 | 12 | 0 | 0 | 0 |
| 11620200 | 69110 | CONTRIBUTIONS / DONATIONS | 76,088 | 198,600 | 0 | 0 | 0 |
| 11620200 | 69000 | OTHER EXPENSES | 24,338 | 1,811 | 2,100,000 | 0 | 2,100,000 |
| TOTAL OTHER EXPENSES | | | 1,711,045 | 1,960,317 | 2,100,000 | 0 | 2,100,000 |
| 11620200 | 64060 | UTILITIES | 1,444 | 208 | 0 | 0 | 0 |
| TOTAL PERSONNEL, OTHER EXPENSES, AND UTILITIES | | | 1,928,462 | 2,179,731 | 2,100,000 | 0 | 2,100,000 |

COMMONWEALTH OF THE NORTHERN MARIANA ISLANDS

DEPARTMENT: LEGISLATIVE BRANCH
DIVISION: HOUSE MEMBERS ALLOCATION
ORG: 11620200

| ORG | OBJECT | DESCRIPTION | 2022 ACTUAL | 2023 ACTUAL | 2024 BUDGET PL 23-09 | 2025 DEPARTMENT SUBMISSION | 2025 GOVERNOR'S PROPOSAL |
|----------------------------|--------|-----------------------|------------------|------------------|----------------------------|----------------------------------|--------------------------------|
| 11620200 | 69010 | PUBLIC AUDITOR 1% FEE | 0 | 0 | 0 | 0 | 0 |
| GRAND TOTAL | | | 1,928,462 | 2,179,731 | 2,100,000 | 0 | 2,100,000 |
| NUMBER OF POSITIONS | | | 45 | 45 | 45 | 0 | 45 |

COMMONWEALTH OF THE NORTHERN MARIANA ISLANDS

DEPARTMENT: LEGISLATIVE BRANCH

DIVISION: HOUSE LEADERSHIP

ORG: 11620300

| ORG | OBJECT | DESCRIPTION | 2022 ACTUAL | 2023 ACTUAL | 2024 BUDGET PL 23-09 | 2025 DEPARTMENT SUBMISSION | 2025 GOVERNOR'S PROPOSAL |
|---|--------------|---------------------------|----------------|----------------|----------------------------|----------------------------------|--------------------------------|
| 11620300 | 61000 | WAGES & SALARIES | 0 | 0 | 0 | 0 | 0 |
| TOTAL PERSONNEL | | | 0 | 0 | 0 | 0 | 0 |
| 11620300 | 63000 | PROFESSIONAL SERVICES | 0 | 82,424 | 0 | 0 | 0 |
| 11620300 | 63001 | OFFICIAL REPRESENTATION | 0 | 683 | 0 | 0 | 0 |
| 11620300 | 63100 | REPAIR AND MAINTENANCE | 0 | 105 | 0 | 0 | 0 |
| 11620300 | 64090 | COMMUNICATIONS | 0 | 3,238 | 0 | 0 | 0 |
| 11620300 | 64100 | PRINTING AND PHOTOCOPYING | 0 | 50 | 0 | 0 | 0 |
| 11620300 | 64110 | ADVERTISING | 0 | 637 | 0 | 0 | 0 |
| 11620300 | 64700 | RENTAL-VEHICLES | 0 | 670 | 0 | 0 | 0 |
| 11620300 | 64800 | TRAVEL EXPENSES | 0 | 3,460 | 0 | 0 | 0 |
| 11620300 | 64810 | SUBSISTANCE ALLOWANCE | 0 | 5,900 | 0 | 0 | 0 |
| 11620300 | 64900 | OTHER SERVICES & CHARGES | 0 | 5 | 0 | 0 | 0 |
| 11620300 | 65000 | OFFICE SUPPLIES | 0 | 349 | 0 | 0 | 0 |
| 11620300 | 65010 | OPERATIONAL SUPPLIES | 0 | 3,715 | 0 | 0 | 0 |
| 11620300 | 65030 | FUEL & LUBRICATE | 0 | 3,383 | 0 | 0 | 0 |
| 11620300 | 66000 | CAPITAL ASSETS | 0 | 1,265 | 0 | 0 | 0 |
| 11620300 | 69110 | CONTRIBUTIONS / DONATIONS | 0 | 34,658 | 0 | 0 | 0 |
| 11620300 | 69000 | OTHER EXPENSES | 0 | 3,044 | 100,000 | 0 | 100,000 |
| TOTAL OTHER EXPENSES | | | 0 | 143,586 | 100,000 | 0 | 100,000 |
| 11510100 | 64060 | UTILITIES | 0 | 0 | 0 | 0 | 0 |
| TOTAL PERSONNEL, OTHER EXPENSES, AND UTILITIES | | | 0 | 143,586 | 100,000 | 0 | 100,000 |

COMMONWEALTH OF THE NORTHERN MARIANA ISLANDS

DEPARTMENT: LEGISLATIVE BRANCH

DIVISION: HOUSE LEADERSHIP

ORG: 11620300

| ORG | OBJECT | DESCRIPTION | 2022 ACTUAL | 2023 ACTUAL | 2024 BUDGET PL 23-09 | 2025 DEPARTMENT SUBMISSION | 2025 GOVERNOR'S PROPOSAL |
|----------------------------|--------|-----------------------|----------------|----------------|----------------------------|----------------------------------|--------------------------------|
| 11510100 | 69010 | PUBLIC AUDITOR 1% FEE | 0 | 0 | 0 | 0 | 0 |
| GRAND TOTAL | | | 0 | 143,586 | 100,000 | 0 | 100,000 |
| NUMBER OF POSITIONS | | | 0 | 0 | 0 | 0 | 0 |

COMMONWEALTH OF THE NORTHERN MARIANA ISLANDS

DEPARTMENT: LEGISLATIVE BRANCH
DIVISION: CURRENT SENATE SALARIES
ORG: 11620400

| ORG | OBJECT | DESCRIPTION | 2022 ACTUAL | 2023 ACTUAL | 2024 BUDGET PL 23-09 | 2025 DEPARTMENT SUBMISSION | 2025 GOVERNOR'S PROPOSAL |
|---|--------|----------------------------|----------------|----------------|----------------------------|----------------------------------|--------------------------------|
| 11620400 | 61000 | WAGES & SALARIES | 166,835 | 196,492 | 342,100 | 0 | 288,000 |
| 11620400 | 62000 | FICA CONTRIBUTION | 10,344 | 12,183 | 0 | 0 | 17,856 |
| 11620400 | 62010 | MEDICARE CONTRIBUTION | 2,419 | 2,850 | 0 | 0 | 4,176 |
| 11620400 | 62100 | 401K EMPLOYER CONTRIBUTION | 2,422 | 3,422 | 0 | 0 | 3,840 |
| 11620400 | 62200 | HEALTH INSURANCE PREMIUM | 18,692 | 24,036 | 0 | 0 | 14,114 |
| 11620400 | 62211 | PERSONNEL INSURANCE | 1,569 | 2,115 | 0 | 0 | 2,880 |
| TOTAL PERSONNEL | | | 202,281 | 241,097 | 342,100 | 0 | 330,866 |
| 11620400 | 64800 | TRAVEL EXPENSES | -127 | 0 | 0 | 0 | 0 |
| 11620400 | 76000 | TRANSFERS OUT | 80,123 | 0 | 0 | 0 | 0 |
| 11620400 | 69000 | OTHER EXPENSES | 0 | 0 | 0 | 0 | 0 |
| TOTAL OTHER EXPENSES | | | 79,996 | 0 | 0 | 0 | 0 |
| 11620400 | 64060 | UTILITIES | 0 | 0 | 0 | 0 | 0 |
| TOTAL PERSONNEL, OTHER EXPENSES, AND UTILITIES | | | 282,277 | 241,097 | 342,100 | 0 | 330,866 |
| 11620400 | 69010 | PUBLIC AUDITOR 1% FEE | 0 | 0 | 0 | 0 | 0 |
| GRAND TOTAL | | | 282,277 | 241,097 | 342,100 | 0 | 330,866 |
| NUMBER OF POSITIONS | | | 9 | 9 | 9 | 0 | 9 |

Budget Year: 2025

Department: Legislative Branch
Division/Activity: Current Senate Salaries
Org Code: 11620400

| NOP | Job Class Code | Position | Employee | Employee Number | Personnel Status Code | Pay Grade/Step | Annual Salary | Allocation Percent | Allocation Salary | Total Fringe Benefits | Total |
|----------|----------------|----------|--------------------------|-----------------|-----------------------|----------------|---------------|--------------------|-------------------|-----------------------|----------------|
| 1 | 9995 | SENATOR | CELINA R. BABAUTA | 2909 | EL | UNG | 32,000 | 100% | 32,000 | 2,448 | 34,448 |
| 1 | 9995 | SENATOR | CORINA L. MAGOFNA | 3767 | EL | UNG | 32,000 | 100% | 32,000 | 2,448 | 34,448 |
| 1 | 9995 | SENATOR | DENNIS JAMES C. MENDIOLA | 3086 | EL | UNG | 32,000 | 100% | 32,000 | 4,304 | 36,304 |
| 1 | 9995 | SENATOR | DONALD M. MANGLONA | 2905 | EL | UNG | 32,000 | 100% | 32,000 | 7,789 | 39,789 |
| 1 | 9995 | SENATOR | EDITH E. DELEON GUERRERO | 2896 | EL | UNG | 32,000 | 100% | 32,000 | 3,024 | 35,024 |
| 1 | 9995 | SENATOR | FRANCISCO Q. CRUZ | | EL | UNG | 32,000 | 100% | 32,000 | 2,448 | 34,448 |
| 1 | 9995 | SENATOR | JUDE U. HOFSCHEIDER | 2910 | EL | UNG | 32,000 | 100% | 32,000 | 11,448 | 43,448 |
| 1 | 9995 | SENATOR | KARL R. KING-NABORS | 2923 | EL | UNG | 32,000 | 100% | 32,000 | 6,509 | 38,509 |
| 1 | 9995 | SENATOR | PAUL A. MANGLONA | | EL | UNG | 32,000 | 100% | 32,000 | 2,448 | 34,448 |
| 9 | | | | | | | | | 288,000 | 42,866 | 330,866 |

COMMONWEALTH OF THE NORTHERN MARIANA ISLANDS

DEPARTMENT: LEGISLATIVE BRANCH
DIVISION: SENATE MEMBERS ALLOCATION
ORG: 11620500

| ORG | OBJECT | DESCRIPTION | 2022 | 2023 | 2024 | 2025 | 2025 |
|------------------------|--------|------------------------------|---------------|----------------|--------------------|--------------------------|------------------------|
| | | | ACTUAL | ACTUAL | BUDGET PL 23-09 | DEPARTMENT SUBMISSION | GOVERNOR'S PROPOSAL |
| 11620500 | 61000 | WAGES & SALARIES | 62,487 | 106,615 | 0 | 0 | 0 |
| 11620500 | 61020 | HOLIDAY PAY | 0 | 5,416 | 0 | 0 | 0 |
| 11620500 | 62000 | FICA CONTRIBUTION | 3,874 | 6,946 | 0 | 0 | 0 |
| 11620500 | 62010 | MEDICARE CONTRIBUTION | 906 | 1,624 | 0 | 0 | 0 |
| 11620500 | 62200 | HEALTH INSURANCE PREMIUM | 94 | 0 | 0 | 0 | 0 |
| 11620500 | 62210 | LIFE INSURANCE CONTRIBUTIONS | 0 | 13 | 0 | 0 | 0 |
| 11620500 | 62211 | PERSONNEL INSURANCE | 20 | 0 | 0 | 0 | 0 |
| TOTAL PERSONNEL | | | 67,381 | 120,615 | 0 | 0 | 0 |
| 11620500 | 63000 | PROFESSIONAL SERVICES | 224,625 | 215,832 | 0 | 0 | 0 |
| 11620500 | 63001 | OFFICIAL REPRESENTATION | 2,066 | 8,470 | 0 | 0 | 0 |
| 11620500 | 63100 | REPAIR AND MAINTENANCE | 14,964 | 969 | 0 | 0 | 0 |
| 11620500 | 63300 | CLEANING SERVICES | 0 | 1,602 | 0 | 0 | 0 |
| 11620500 | 64000 | ADMINISTRATIVE COSTS | 0 | 365 | 0 | 0 | 0 |
| 11620500 | 64080 | DUES AND SUBSCRIPTIONS | 611 | 710 | 0 | 0 | 0 |
| 11620500 | 64090 | COMMUNICATIONS | 3,636 | 4,686 | 0 | 0 | 0 |
| 11620500 | 64100 | PRINTING AND PHOTOCOPYING | 3,942 | 1,613 | 0 | 0 | 0 |
| 11620500 | 64110 | ADVERTISING | 6,491 | 2,875 | 0 | 0 | 0 |
| 11620500 | 64700 | RENTAL-VEHICLES | 82,461 | 51,705 | 0 | 0 | 0 |
| 11620500 | 64710 | RENTAL-HOUSING | 0 | 394 | 0 | 0 | 0 |
| 11620500 | 64790 | RENTAL-OTHERS | 8,899 | 80 | 0 | 0 | 0 |
| 11620500 | 64800 | TRAVEL EXPENSES | 35,717 | 47,808 | 0 | 0 | 0 |
| 11620500 | 64810 | SUBSISTANCE ALLOWANCE | 385,000 | 377,958 | 0 | 0 | 0 |
| 11620500 | 64900 | OTHER SERVICES & CHARGES | 0 | 105 | 0 | 0 | 0 |

COMMONWEALTH OF THE NORTHERN MARIANA ISLANDS

DEPARTMENT: LEGISLATIVE BRANCH
DIVISION: SENATE MEMBERS ALLOCATION
ORG: 11620500

| ORG | OBJECT | DESCRIPTION | 2022 ACTUAL | 2023 ACTUAL | 2024 BUDGET PL 23-09 | 2025 DEPARTMENT SUBMISSION | 2025 GOVERNOR'S PROPOSAL |
|---|--------------|------------------------------|----------------|------------------|----------------------------|----------------------------------|--------------------------------|
| 11620500 | 65000 | OFFICE SUPPLIES | 2,126 | 11,070 | 0 | 0 | 0 |
| 11620500 | 65010 | OPERATIONAL SUPPLIES | 9,493 | 14,374 | 0 | 0 | 0 |
| 11620500 | 65020 | FOOD ITEMS | 2,576 | 1,523 | 0 | 0 | 0 |
| 11620500 | 65030 | FUEL & LUBRICATE | 7,863 | 9,514 | 0 | 0 | 0 |
| 11620500 | 65040 | FURNITURE & FIXTURES | 2,028 | 0 | 0 | 0 | 0 |
| 11620500 | 65900 | FREIGHT AND HANDLING | 1,594 | 6,760 | 0 | 0 | 0 |
| 11620500 | 66000 | CAPITAL ASSETS | 3,287 | 0 | 0 | 0 | 0 |
| 11620500 | 66040 | MACHINERY | 0 | 0 | 0 | 0 | 0 |
| 11620500 | 66060 | VEHICLES | 0 | 440 | 0 | 0 | 0 |
| 11620500 | 66070 | TECHNOLOGY EQUIP | 6,502 | 8,560 | 0 | 0 | 0 |
| 11620500 | 69110 | CONTRIBUTIONS / DONATIONS | 98,115 | 113,292 | 0 | 0 | 0 |
| 11620500 | 69000 | OTHER EXPENSES | 15,984 | 277 | 945,000 | 0 | 945,000 |
| TOTAL OTHER EXPENSES | | | 917,979 | 880,981 | 945,000 | 0 | 945,000 |
| 11620500 | 64060 | UTILITIES | 0 | 0 | 0 | 0 | 0 |
| TOTAL PERSONNEL, OTHER EXPENSES, AND UTILITIES | | | 985,360 | 1,001,596 | 945,000 | 0 | 945,000 |
| 11620500 | 69010 | PUBLIC AUDITOR 1% FEE | 0 | 0 | 0 | 0 | 0 |
| GRAND TOTAL | | | 985,360 | 1,001,596 | 945,000 | 0 | 945,000 |
| NUMBER OF POSITIONS | | | 27 | 27 | 27 | 0 | 27 |

COMMONWEALTH OF THE NORTHERN MARIANA ISLANDS

DEPARTMENT: LEGISLATIVE BRANCH

DIVISION: SENATE LEADERSHIP

ORG: 11620600

| ORG | OBJECT | DESCRIPTION | 2022 ACTUAL | 2023 ACTUAL | 2024 BUDGET PL 23-09 | 2025 DEPARTMENT SUBMISSION | 2025 GOVERNOR'S PROPOSAL |
|------------------------|--------|---------------------------|----------------|----------------|----------------------------|----------------------------------|--------------------------------|
| 11620600 | 61000 | WAGES & SALARIES | 0 | 18,254 | 0 | 0 | 0 |
| 11620600 | 61020 | HOLIDAY PAY | 0 | 735 | 0 | 0 | 0 |
| 11620600 | 62000 | FICA CONTRIBUTION | 0 | 1,177 | 0 | 0 | 0 |
| 11620600 | 62010 | MEDICARE CONTRIBUTION | 0 | 275 | 0 | 0 | 0 |
| TOTAL PERSONNEL | | | 0 | 20,441 | 0 | 0 | 0 |
| 11620600 | 63000 | PROFESSIONAL SERVICES | 0 | 70,772 | 0 | 0 | 0 |
| 11620600 | 63001 | OFFICIAL REPRESENTATION | 138 | 2,500 | 0 | 0 | 0 |
| 11620600 | 63300 | CLEANING SERVICES | 0 | 4,641 | 0 | 0 | 0 |
| 11620600 | 64090 | COMMUNICATIONS | 0 | 14 | 0 | 0 | 0 |
| 11620600 | 64100 | PRINTING AND PHOTOCOPYING | 0 | 225 | 0 | 0 | 0 |
| 11620600 | 64800 | TRAVEL EXPENSES | 1,324 | 1,227 | 0 | 0 | 0 |
| 11620600 | 64810 | SUBSISTANCE ALLOWANCE | 0 | 23,211 | 0 | 0 | 0 |
| 11620600 | 64900 | OTHER SERVICES & CHARGES | 0 | 198 | 0 | 0 | 0 |
| 11620600 | 65000 | OFFICE SUPPLIES | 1,800 | 270 | 0 | 0 | 0 |
| 11620600 | 65010 | OPERATIONAL SUPPLIES | 784 | 780 | 0 | 0 | 0 |
| 11620600 | 65020 | FOOD ITEMS | 0 | 342 | 0 | 0 | 0 |
| 11620600 | 65030 | FUEL & LUBRICATE | 0 | 3,518 | 0 | 0 | 0 |
| 11620600 | 65040 | FURNITURE & FIXTURES | 0 | 1,300 | 0 | 0 | 0 |
| 11620600 | 66030 | LEASEHOLDS | 0 | 10,606 | 0 | 0 | 0 |
| 11620600 | 66040 | MACHINERY | 0 | 7,210 | 0 | 0 | 0 |
| 11620600 | 66060 | VEHICLES | 0 | 23,439 | 0 | 0 | 0 |
| 11620600 | 69000 | OTHER EXPENSES | 0 | 406 | 100,000 | 0 | 100,000 |
| 11620600 | 69110 | CONTRIBUTIONS / DONATIONS | 0 | 11,670 | 0 | 0 | 0 |

COMMONWEALTH OF THE NORTHERN MARIANA ISLANDS

DEPARTMENT: LEGISLATIVE BRANCH

DIVISION: SENATE LEADERSHIP

ORG: 11620600

| ORG | OBJECT | DESCRIPTION | 2022 ACTUAL | 2023 ACTUAL | 2024 BUDGET PL 23-09 | 2025 DEPARTMENT SUBMISSION | 2025 GOVERNOR'S PROPOSAL |
|--|--------|-----------------------|----------------|----------------|----------------------------|----------------------------------|--------------------------------|
| TOTAL OTHER EXPENSES | | | 4,046 | 162,329 | 100,000 | 0 | 100,000 |
| 11620600 | 64060 | UTILITIES | 0 | 0 | 0 | 0 | 0 |
| TOTAL PERSONNEL, OTHER EXPENSES, AND UTILITIES | | | 4,046 | 162,329 | 100,000 | 0 | 100,000 |
| 11620600 | 69010 | PUBLIC AUDITOR 1% FEE | 0 | 0 | 0 | 0 | 0 |
| GRAND TOTAL | | | 4,046 | 162,329 | 100,000 | 0 | 100,000 |
| NUMBER OF POSITIONS | | | 0 | 0 | 0 | 0 | 0 |

COMMONWEALTH OF THE NORTHERN MARIANA ISLANDS

DEPARTMENT: LEGISLATIVE BRANCH

DIVISION: LEGISLATIVE BUREAU

ORG: 11620700

| ORG | OBJECT | DESCRIPTION | 2022 ACTUAL | 2023 ACTUAL | 2024 BUDGET PL 23-09 | 2025 DEPARTMENT SUBMISSION | 2025 GOVERNOR'S PROPOSAL |
|------------------------|--------|------------------------------|------------------|------------------|----------------------------|----------------------------------|--------------------------------|
| 11620700 | 61000 | WAGES & SALARIES | 1,448,647 | 1,411,987 | 1,596,194 | 1,599,474 | 1,295,396 |
| 11620700 | 61005 | ARPA PREMIUM PAY | 12,000 | 0 | 0 | 0 | 0 |
| 11620700 | 61020 | HOLIDAY PAY | 0 | 74,102 | 0 | 0 | 0 |
| 11620700 | 61200 | BOARD & OTHER COMPENSATION | 1,329 | 0 | 0 | 0 | 0 |
| 11620700 | 62000 | FICA CONTRIBUTION | 90,643 | 92,139 | 0 | 99,167 | 80,315 |
| 11620700 | 62010 | MEDICARE CONTRIBUTION | 21,199 | 21,549 | 0 | 23,192 | 18,783 |
| 11620700 | 62100 | 401K EMPLOYER CONTRIBUTION | 18,520 | 20,370 | 0 | 33,773 | 27,504 |
| 11620700 | 62200 | HEALTH INSURANCE PREMIUM | 129,327 | 155,963 | 0 | 89,906 | 89,559 |
| 11620700 | 62211 | PERSONNEL INSURANCE | 13,763 | 14,579 | 0 | 24,331 | 21,291 |
| TOTAL PERSONNEL | | | 1,735,427 | 1,790,688 | 1,596,194 | 1,869,844 | 1,532,848 |
| 11620700 | 63000 | PROFESSIONAL SERVICES | 11,813 | 9,060 | 0 | 15,654 | 0 |
| 11620700 | 63001 | OFFICIAL REPRESENTATION | 2,285 | 20,053 | 0 | 7,000 | 0 |
| 11620700 | 63100 | REPAIR AND MAINTENANCE | 13,094 | 143,317 | 0 | 212,500 | 0 |
| 11620700 | 63200 | PERSONNEL TRAINING COSTS | 3,325 | 1,440 | 0 | 91,550 | 0 |
| 11620700 | 63300 | CLEANING SERVICES | 18,806 | 9,605 | 0 | 30,200 | 0 |
| 11620700 | 64000 | ADMINISTRATIVE COSTS | 835 | 4,506 | 0 | 0 | 0 |
| 11620700 | 64040 | LICENSES AND FEES | 57 | 755 | 0 | 0 | 0 |
| 11620700 | 64041 | LICENSES AND FEES TECHNOLOGY | 0 | 940 | 0 | 16,896 | 0 |
| 11620700 | 64050 | INSURANCE | 1,040 | 0 | 0 | 1,040 | 0 |
| 11620700 | 64080 | DUES AND SUBSCRIPTIONS | 37,619 | 41,529 | 0 | 43,514 | 0 |
| 11620700 | 64090 | COMMUNICATIONS | 13,454 | 53,254 | 0 | 53,500 | 0 |
| 11620700 | 64100 | PRINTING AND PHOTOCOPYING | 388 | 293 | 0 | 0 | 0 |
| 11620700 | 64110 | ADVERTISING | 1,823 | 608 | 0 | 1,500 | 0 |

COMMONWEALTH OF THE NORTHERN MARIANA ISLANDS

DEPARTMENT: LEGISLATIVE BRANCH

DIVISION: LEGISLATIVE BUREAU

ORG: 11620700

| ORG | OBJECT | DESCRIPTION | 2022 ACTUAL | 2023 ACTUAL | 2024 BUDGET PL 23-09 | 2025 DEPARTMENT SUBMISSION | 2025 GOVERNOR'S PROPOSAL |
|---|--------|---------------------------|------------------|------------------|----------------------------|----------------------------------|--------------------------------|
| 11620700 | 64790 | RENTAL-OTHERS | 89 | 0 | 0 | 0 | 0 |
| 11620700 | 64800 | TRAVEL EXPENSES | 52,746 | 133,499 | 0 | 55,000 | 0 |
| 11620700 | 64900 | OTHER SERVICES & CHARGES | 0 | 12,443 | 0 | 0 | 0 |
| 11620700 | 65000 | OFFICE SUPPLIES | 2,428 | 3,959 | 0 | 6,000 | 0 |
| 11620700 | 65010 | OPERATIONAL SUPPLIES | 29,085 | 53,414 | 0 | 25,000 | 0 |
| 11620700 | 65030 | FUEL & LUBRICATE | 2,235 | 2,577 | 0 | 2,500 | 0 |
| 11620700 | 65040 | FURNITURE & FIXTURES | 6,695 | 29,689 | 0 | 0 | 0 |
| 11620700 | 65900 | FREIGHT AND HANDLING | 0 | 788 | 0 | 4,000 | 0 |
| 11620700 | 66000 | CAPITAL ASSETS | 4,494 | 24,201 | 0 | 500,000 | 0 |
| 11620700 | 66020 | IMPROVEMENTS | 0 | 25,236 | 0 | 0 | 0 |
| 11620700 | 66040 | MACHINERY | 0 | 0 | 0 | 0 | 0 |
| 11620700 | 66070 | TECHNOLOGY EQUIP | 345 | 58,453 | 0 | 27,000 | 0 |
| 11620700 | 66900 | NON-CAPITAL ASSETS | 11,530 | 5,562 | 0 | 0 | 0 |
| 11620700 | 69999 | MISCELLANEOUS ADJUSTMENTS | 59 | 0 | 0 | 0 | 0 |
| 11620700 | 69000 | OTHER EXPENSES | 6,114 | 17,414 | 579,295 | 6,100 | 0 |
| TOTAL OTHER EXPENSES | | | 220,357 | 652,595 | 579,295 | 1,098,954 | 0 |
| 11620700 | 64060 | UTILITIES | 35,901 | 109,478 | 180,000 | 200,000 | 180,000 |
| TOTAL PERSONNEL, OTHER EXPENSES, AND UTILITIES | | | 1,991,685 | 2,552,762 | 2,355,489 | 3,168,798 | 1,712,848 |
| 11620700 | 69010 | PUBLIC AUDITOR 1% FEE | 5,044 | 0 | 0 | 0 | 0 |
| GRAND TOTAL | | | 1,996,729 | 2,552,762 | 2,355,489 | 3,168,798 | 1,712,848 |
| NUMBER OF POSITIONS | | | 34 | 34 | 32 | 32 | 32 |

GENERAL FUND

Budget Year: 2025

Department: Legislative Branch
Division/Activity: Legislative Bureau
Org Code: 11620700

| NOP | Job Class Code | Position | Employee | Employee Number | Personnel Status Code | Pay Grade/Step | Annual Salary | Allocation Percent | Allocation Salary | Total Fringe Benefits | Total |
|-----------|----------------|--------------------------------|--------------------------|-----------------|-----------------------|----------------|---------------|--------------------|-------------------|-----------------------|------------------|
| 1 | L155 | DIRECTOR - LEGISLATIVE BUREAU | PERRY JOHN P. TENORIO | 3681 | AP | UNG | 70,000 | 87.5% | 61,250 | 5,788 | 67,038 |
| 1 | 0401 | ADMINISTRATIVE ASSISTANT | CHRISTINE F. CASTRO | 3738 | ES | UNG | 36,292 | 87.5% | 31,755 | 3,001 | 34,756 |
| 1 | L100 | ADMINISTRATIVE OFFICER - LB | CARLA M. SAN NICOLAS | 3719 | ES | UNG | 53,620 | 87.5% | 46,917 | 4,434 | 51,351 |
| 1 | L203 | ADMINISTRATIVE SUPPORT ASST-LB | SANTIAGO T. CAMACHO | 1033 | ES | UNG | 20,209 | 87.5% | 17,683 | 5,863 | 23,546 |
| 1 | L105 | ASSISTANT SERGEANT-AT-ARMS-LB | BRENDON A. MANGLONA | 2848 | ES | UNG | 21,219 | 87.5% | 18,567 | 2,497 | 21,064 |
| 1 | L105 | ASSISTANT SERGEANT-AT-ARMS-LB | WILBRANDON S. AGUON JR. | 4613 | ES | UNG | 21,219 | 87.5% | 18,567 | 1,420 | 19,987 |
| 1 | L150 | DELEGATION CLERK - LB | FRANCES JOAN P. KAIPAT | 3672 | ES | UNG | 42,012 | 87.5% | 36,761 | 8,429 | 45,190 |
| 1 | L160 | FISCAL ANALYST - LB | DAVID S. DEMAPAN | 3658 | ES | UNG | 84,893 | 87.5% | 74,281 | 17,135 | 91,415 |
| 1 | L160 | FISCAL ANALYST - LB | THOMAS GREGORY A. RABAGO | 3708 | ES | UNG | 55,125 | 87.5% | 48,234 | 11,702 | 59,936 |
| 1 | NEW | GRANTS WRITER | VACANT | | ES | UNG | 1 | 87.5% | 1 | 0 | 1 |
| 1 | L165 | HOUSE JOURNAL CLERK - LB | LINDA B. MUNA | 3717 | ES | UNG | 62,071 | 87.5% | 54,312 | 5,133 | 59,445 |
| 1 | 9335 | INFORMATION TECH. ASSISTANT | DELBERT C. CAMACHO | 4368 | ES | UNG | 22,280 | 87.5% | 19,495 | 9,415 | 28,910 |
| 1 | L135 | INFORMATION TECH. MANAGER -LB | JONATHAN M. DIAZ | 3666 | ES | UNG | 46,319 | 87.5% | 40,529 | 5,451 | 45,980 |
| 1 | L166 | JOURNAL CLERK - LB | BAYBIE S. HOCOG | 6116 | ES | UNG | 22,280 | 87.5% | 19,495 | 1,842 | 21,337 |
| 1 | L166 | JOURNAL CLERK - LB | LELA M. SANCHEZ | 2502 | ES | UNG | 22,280 | 87.5% | 19,495 | 1,842 | 21,337 |
| 1 | L175 | LEGAL COUNSEL - LB | JOHN BRADLEY | 5711 | ES | UNG | 46,521 | 87.5% | 40,706 | 3,114 | 43,820 |
| 1 | L175 | LEGAL COUNSEL - LB | JOSE A. BERMUDES | 3697 | ES | UNG | 84,893 | 87.5% | 74,281 | 7,020 | 81,300 |
| 1 | L175 | LEGAL COUNSEL - LB | JOSEPH L. TAIJERON JR | 3664 | ES | UNG | 84,893 | 87.5% | 74,281 | 9,991 | 84,272 |
| 1 | L175 | LEGAL COUNSEL - LB | JOSEPH MICHAEL HALLAHAN | 4421 | ES | UNG | 80,000 | 87.5% | 70,000 | 15,299 | 85,299 |
| 1 | L170 | LEGISLATIVE ASSISTANT - LB | CAMERON S. NICHOLAS | 3689 | ES | UNG | 42,012 | 87.5% | 36,761 | 6,959 | 43,720 |
| 1 | L170 | LEGISLATIVE ASSISTANT - LB | DEVIN JARED C. MACARANAS | 4367 | ES | UNG | 34,564 | 87.5% | 30,243 | 7,553 | 37,796 |
| 1 | L170 | LEGISLATIVE ASSISTANT - LB | NICHOLAS A. RABAULIMAN | 1849 | ES | UNG | 34,564 | 87.5% | 30,243 | 3,523 | 33,767 |
| 1 | L180 | LIBRARIAN - LB | SIMION R. LISUA | 3670 | ES | UNG | 38,106 | 87.5% | 33,343 | 8,898 | 42,241 |
| 1 | L140 | MAILROOM/COPIER RM OPERATOR-LB | PEORIS BESONG | 3676 | ES | UNG | 48,635 | 87.5% | 42,555 | 9,971 | 52,526 |
| 1 | L195 | PROCUREMENT SPECIALIST-LB | JOSE P. SABLAN | 3800 | ES | UNG | 46,319 | 87.5% | 40,529 | 5,451 | 45,980 |
| 1 | L197 | SENATE CLERK - LB | DOLORES S. BERMUDES | 3774 | ES | UNG | 62,071 | 87.5% | 54,312 | 12,276 | 66,589 |
| 1 | L196 | SENATE JOURNAL CLERK - LB | CHANELE C. BORJA | 3755 | ES | UNG | 24,564 | 87.5% | 21,493 | 2,891 | 24,384 |
| 1 | L176 | SENIOR LEGAL COUNCEL - LB | ANTONETTE R. VILLAGOMEZ | 3739 | ES | UNG | 84,893 | 87.5% | 74,281 | 7,020 | 81,300 |
| 1 | L102 | SENIOR LEGIS. ASST./POLICY ADV | CLARISSA D. SABLAN | 3652 | ES | UNG | 62,071 | 87.5% | 54,312 | 10,790 | 65,102 |
| 1 | L103 | SENIOR LEGISLATIVE ASSISTANT | JOLYN B. DUENAS-TAGABUEL | 3821 | ES | UNG | 44,113 | 87.5% | 38,599 | 16,343 | 54,941 |
| 1 | L107 | SERGEANT-AT-ARMS - LB | BENJAMIN KROY S. TERLAJE | 3709 | ES | UNG | 31,350 | 87.5% | 27,431 | 9,242 | 36,674 |
| 1 | L107 | SERGEANT-AT-ARMS - LB | PEDRO O. TOWAI | 3705 | ES | UNG | 51,066 | 87.5% | 44,683 | 17,161 | 61,844 |
| 32 | | | | | | | | | 1,295,396 | 237,452 | 1,532,848 |

COMMONWEALTH OF THE NORTHERN MARIANA ISLANDS

DEPARTMENT: LEGISLATIVE BRANCH
DIVISION: CNMI YOUTH CONGRESS
ORG: 11620800

| ORG | OBJECT | DESCRIPTION | 2022 | 2023 | 2024 | 2025 | 2025 |
|---|--------------|------------------------------|---------------|---------------|--------------------|--------------------------|------------------------|
| | | | ACTUAL | ACTUAL | BUDGET PL 23-09 | DEPARTMENT SUBMISSION | GOVERNOR'S PROPOSAL |
| 11620800 | 61000 | WAGES & SALARIES | 23,450 | 21,901 | 22,035 | 24,623 | 20,470 |
| 11620800 | 61020 | HOLIDAY PAY | 0 | 1,205 | 0 | 0 | 0 |
| 11620800 | 62000 | FICA CONTRIBUTION | 1,454 | 1,432 | 0 | 1,527 | 1,269 |
| 11620800 | 62010 | MEDICARE CONTRIBUTION | 340 | 335 | 0 | 357 | 297 |
| 11620800 | 62200 | HEALTH INSURANCE PREMIUM | 0 | 0 | 0 | 3,485 | 3,485 |
| TOTAL PERSONNEL | | | 25,244 | 24,873 | 22,035 | 29,991 | 25,521 |
| 11620800 | 63001 | OFFICIAL REPRESENTATION | 144 | 3,532 | 0 | 0 | 0 |
| 11620800 | 63200 | PERSONNEL TRAINING COSTS | 0 | 0 | 0 | 3,500 | 0 |
| 11620800 | 64041 | LICENSES AND FEES TECHNOLOGY | 0 | 0 | 0 | 1,050 | 0 |
| 11620800 | 64100 | PRINTING AND PHOTOCOPYING | 0 | 0 | 0 | 2,000 | 0 |
| 11620800 | 64110 | ADVERTISING | 329 | 0 | 0 | 0 | 0 |
| 11620800 | 64800 | TRAVEL EXPENSES | 3,132 | 2,858 | 0 | 9,000 | 0 |
| 11620800 | 65000 | OFFICE SUPPLIES | 415 | 750 | 0 | 3,000 | 0 |
| 11620800 | 65010 | OPERATIONAL SUPPLIES | 478 | 8,589 | 0 | 2,000 | 0 |
| 11620800 | 65020 | FOOD ITEMS | 372 | 1,122 | 0 | 2,000 | 0 |
| 11620800 | 65040 | FURNITURE & FIXTURES | 314 | 0 | 0 | 0 | 0 |
| 11620800 | 66070 | TECHNOLOGY EQUIP | 0 | 2,266 | 0 | 0 | 0 |
| 11620800 | 66900 | NON-CAPITAL ASSETS | 159 | 0 | 0 | 0 | 0 |
| 11620800 | 69000 | OTHER EXPENSES | 0 | 0 | 17,315 | 0 | 0 |
| TOTAL OTHER EXPENSES | | | 5,341 | 19,115 | 17,315 | 22,550 | 0 |
| 11620800 | 64060 | UTILITIES | 0 | 0 | 0 | 0 | 0 |
| TOTAL PERSONNEL, OTHER EXPENSES, AND UTILITIES | | | 30,585 | 43,989 | 39,350 | 52,541 | 25,521 |

COMMONWEALTH OF THE NORTHERN MARIANA ISLANDS

DEPARTMENT: LEGISLATIVE BRANCH
DIVISION: CNMI YOUTH CONGRESS
ORG: 11620800

| ORG | OBJECT | DESCRIPTION | 2022 ACTUAL | 2023 ACTUAL | 2024 BUDGET PL 23-09 | 2025 DEPARTMENT SUBMISSION | 2025 GOVERNOR'S PROPOSAL |
|----------------------------|--------|-----------------------|----------------|----------------|----------------------------|----------------------------------|--------------------------------|
| 11620800 | 69010 | PUBLIC AUDITOR 1% FEE | 20,726 | 210 | 0 | 525 | 0 |
| GRAND TOTAL | | | 51,311 | 44,199 | 39,350 | 53,066 | 25,521 |
| NUMBER OF POSITIONS | | | 1 | 1 | 1 | 1 | 1 |

Budget Year: 2025

Department: Legislative Branch
Division/Activity: CNMI Youth Congress
Org Code: 11620800

| NOP | Job Class Code | Position | Employee | Employee Number | Personnel Status Code | Pay Grade/Step | Annual Salary | Allocation Percent | Allocation Salary | Total Fringe Benefits | Total |
|----------|----------------|--------------------------------|---------------------|-----------------|-----------------------|----------------|---------------|--------------------|-------------------|-----------------------|---------------|
| 1 | L205 | YOUTH CONGRESS SECRETARY/COORD | LUIS JOHN D. CASTRO | 3740 | ES | UNG | 23,394 | 87.5% | 20,470 | 5,051 | 25,521 |
| 1 | | | | | | | | | 20,470 | 5,051 | 25,521 |

COMMONWEALTH OF THE NORTHERN MARIANA ISLANDS

DEPARTMENT: OFFICE OF THE GOVERNOR

DIVISION: OFFICE OF THE GOVERNOR

ORG: 11261100

| ORG | OBJECT | DESCRIPTION | 2022 ACTUAL | 2023 ACTUAL | 2024 BUDGET PL 23-09 | 2025 DEPARTMENT SUBMISSION | 2025 GOVERNOR'S PROPOSAL |
|------------------------|--------|----------------------------|----------------|----------------|----------------------------|----------------------------------|--------------------------------|
| 11261100 | 61000 | WAGES & SALARIES | 455,810 | 281,600 | 698,812 | 620,000 | 670,857 |
| 11261100 | 61010 | OVERTIME COMPENSATION | 9,096 | 2,334 | 0 | 0 | 0 |
| 11261100 | 61020 | HOLIDAY PAY | 0 | 7,125 | 0 | 0 | 0 |
| 11261100 | 61200 | BOARD & OTHER COMPENSATION | 3,385 | 0 | 0 | 0 | 0 |
| 11261100 | 62000 | FICA CONTRIBUTION | 29,034 | 18,054 | 0 | 38,440 | 41,593 |
| 11261100 | 62010 | MEDICARE CONTRIBUTION | 6,790 | 4,223 | 0 | 8,990 | 9,727 |
| 11261100 | 62100 | 401K EMPLOYER CONTRIBUTION | 5,576 | 1,790 | 0 | 0 | 2,695 |
| 11261100 | 62101 | RETIREMENT CONTRIBUTIONS | 0 | 21,326 | 0 | 44,868 | 36,000 |
| 11261100 | 62200 | HEALTH INSURANCE PREMIUM | 30,926 | 33,156 | 0 | 41,817 | 28,923 |
| 11261100 | 62211 | PERSONNEL INSURANCE | 2,225 | 2,501 | 0 | 11,160 | 5,389 |
| TOTAL PERSONNEL | | | 542,842 | 372,109 | 698,812 | 765,275 | 795,184 |
| 11261100 | 63000 | PROFESSIONAL SERVICES | 249,675 | 34,214 | 0 | 1 | 0 |
| 11261100 | 63001 | OFFICIAL REPRESENTATION | 554,090 | -4,859 | 0 | 1 | 0 |
| 11261100 | 63100 | REPAIR AND MAINTENANCE | 1,773 | 18,688 | 0 | 1 | 0 |
| 11261100 | 63300 | CLEANING SERVICES | 800 | 0 | 0 | 0 | 0 |
| 11261100 | 64070 | STORAGE AND HANDLING | 4,633 | 3,064 | 0 | 0 | 0 |
| 11261100 | 64080 | DUES AND SUBSCRIPTIONS | 16,302 | 37,000 | 0 | 25,000 | 0 |
| 11261100 | 64090 | COMMUNICATIONS | 2,624 | 1,906 | 0 | 2,000 | 0 |
| 11261100 | 64100 | PRINTING AND PHOTOCOPYING | 93 | 160 | 0 | 1 | 0 |
| 11261100 | 64110 | ADVERTISING | 7,747 | 195 | 0 | 0 | 0 |
| 11261100 | 64740 | RENTAL-HEAVY EQUIPMENTS | 116,479 | 0 | 0 | 0 | 0 |
| 11261100 | 64790 | RENTAL-OTHERS | 0 | -600 | 0 | 0 | 0 |
| 11261100 | 64800 | TRAVEL EXPENSES | 141,273 | 35,466 | 0 | 5,000 | 0 |

COMMONWEALTH OF THE NORTHERN MARIANA ISLANDS

DEPARTMENT: OFFICE OF THE GOVERNOR

DIVISION: OFFICE OF THE GOVERNOR

ORG: 11261100

| ORG | OBJECT | DESCRIPTION | 2022 ACTUAL | 2023 ACTUAL | 2024 BUDGET PL 23-09 | 2025 DEPARTMENT SUBMISSION | 2025 GOVERNOR'S PROPOSAL |
|---|--------------|------------------------------|------------------|----------------|----------------------------|----------------------------------|--------------------------------|
| 11261100 | 65000 | OFFICE SUPPLIES | 14,416 | 2,946 | 0 | 5,000 | 0 |
| 11261100 | 65010 | OPERATIONAL SUPPLIES | 13,842 | 12,051 | 0 | 1 | 0 |
| 11261100 | 65020 | FOOD ITEMS | 0 | 3,571 | 0 | 0 | 0 |
| 11261100 | 65030 | FUEL & LUBRICATE | 3,036 | 5,790 | 0 | 1 | 0 |
| 11261100 | 65040 | FURNITURE & FIXTURES | 7,866 | 10,075 | 0 | 1 | 0 |
| 11261100 | 66000 | CAPITAL ASSETS | 9,300 | 2,280 | 0 | 0 | 0 |
| 11261100 | 66040 | MACHINERY | 0 | 4,115 | 0 | 0 | 0 |
| 11261100 | 66060 | VEHICLES | 0 | 0 | 0 | 100 | 0 |
| 11261100 | 66070 | TECHNOLOGY EQUIP | 5,532 | 3,242 | 0 | 100 | 0 |
| 11261100 | 69000 | OTHER EXPENSES | 18,150 | 0 | 0 | 70,000 | 0 |
| 11261100 | 69010 | PUBLIC AUDITOR 1% FEE | 1,289 | 7,517 | 0 | 8,725 | 0 |
| 11261100 | 69110 | CONTRIBUTIONS / DONATIONS | 134,475 | 0 | 7,138 | 1 | 0 |
| TOTAL OTHER EXPENSES | | | 1,303,394 | 176,820 | 7,138 | 115,933 | 0 |
| 11261100 | 64060 | UTILITIES | 0 | 0 | 0 | 0 | 0 |
| TOTAL PERSONNEL, OTHER EXPENSES, AND UTILITIES | | | 1,846,236 | 548,929 | 705,950 | 881,208 | 795,184 |
| 11261100 | 69010 | PUBLIC AUDITOR 1% FEE | 18,462 | 5,489 | 0 | 8,812 | 7,952 |
| GRAND TOTAL | | | 1,864,699 | 554,418 | 705,950 | 890,020 | 803,136 |
| NUMBER OF POSITIONS | | | 12 | 12 | 16 | 16 | 16 |

GENERAL FUND

Budget Year: 2025

Department: Office of the Governor

Division/Activity: Office of the Governor

Org Code: 11261100

| NOP | Job Class Code | Position | Employee | Employee Number | Personnel Status Code | Pay Grade/Step | Annual Salary | Allocation Percent | Allocation Salary | Total Fringe Benefits | Total |
|-----|----------------|---------------------------------|-------------------------------|-----------------|-----------------------|----------------|---------------|--------------------|-------------------|-----------------------|----------------|
| 1 | 9079 | GOVERNOR | ARNOLD I. PALACIOS | 3466 | EL | UNG | 120,000.00 | 100.00% | 120,000 | 54,484 | 174,484 |
| 1 | 1144 | ADMINISTRATIVE OFFICER | ROSALIA JULITA R. INOS | 2300 | ES | UNG | 43,000.00 | 87.50% | 37,625 | 3,556 | 41,181 |
| 1 | 9078 | GOVERNOR'S LEGAL COUNSEL | JOHN B. LAYDE | 3679 | ES | UNG | 80,000.00 | 87.50% | 70,000 | 8,840 | 78,840 |
| 1 | 9806 | GOVERNOR'S REPRESENTATIVE | DAVID M. SANTOS | 2642 | ES | UNG | 42,000.00 | 87.50% | 36,750 | 4,943 | 41,693 |
| 1 | 9804 | SPECIAL ASST. TO THE GOVERNOR | BRIEN S. NICHOLAS JR | 2303 | ES | UNG | 55,000.00 | 87.50% | 48,125 | 15,699 | 63,824 |
| 1 | 9278 | SPECIAL PROJECTS ASSISTANT | AGNES Q. TAITANO | 4408 | ES | UNG | 30,000.00 | 87.50% | 26,250 | 2,481 | 28,731 |
| 1 | 9278 | SPECIAL PROJECTS ASSISTANT | VICENTA REMEDIO B. VILLAGOMEZ | 3545 | ES | UNG | 35,000.00 | 87.50% | 30,625 | 11,263 | 41,888 |
| 1 | 0401 | ADMINISTRATIVE ASSISTANT | VACANT | | ES | UNG | 23,000.00 | 87.50% | 20,125 | 1,540 | 21,665 |
| 1 | | CHIEF OF STAFF | VACANT | | ES | UNG | 60,000.00 | 87.50% | 52,500 | 4,016 | 56,516 |
| 1 | 3355 | FISCAL OFFICER | VACANT | | ES | UNG | 30,000.00 | 87.50% | 26,250 | 2,008 | 28,258 |
| 1 | 8927 | MAINTENANCE WORKER | VACANT | | ES | UNG | 20,000.00 | 87.50% | 17,500 | 1,339 | 18,839 |
| 1 | | SPECIAL ADVISOR | VACANT | | ES | UNG | 36,551.00 | 87.50% | 31,982 | 2,447 | 34,429 |
| 1 | 9398 | SPECIAL ADVISOR POLICY& PROGRAM | VACANT | | ES | UNG | 55,000.00 | 87.50% | 48,125 | 3,682 | 51,807 |
| 1 | 1989 | SPECIAL PROJECTS COORDINATOR | VACANT | | ES | UNG | 32,500.00 | 87.50% | 28,438 | 2,175 | 30,613 |
| 1 | | SPECIAL PROJECTS COORDINATOR | VACANT | | ES | UNG | 32,500.00 | 87.50% | 28,438 | 2,175 | 30,613 |
| 1 | 9398 | SPECIALADVISOR POLICY& PROGRAM | VACANT | | ES | UNG | 55,000.00 | 87.50% | 48,125 | 3,682 | 51,807 |
| | | | | | | | | | 670,857 | 124,328 | 795,185 |

16

COMMONWEALTH OF THE NORTHERN MARIANA ISLANDS

DEPARTMENT: OFFICE OF THE GOVERNOR
DIVISION: GOVERNOR'S DISCRETIONARY ACCOUNT
ORG: 11269000

| ORG | OBJECT | DESCRIPTION | 2022 | 2023 | 2024 | 2025 | 2025 |
|------------------------|--------|------------------------------|----------|----------|--------------------|--------------------------|------------------------|
| | | | ACTUAL | ACTUAL | BUDGET PL 23-09 | DEPARTMENT SUBMISSION | GOVERNOR'S PROPOSAL |
| 11269000 | 61000 | WAGES & SALARIES | 0 | 0 | 0 | 0 | 0 |
| 11269000 | 61010 | OVERTIME COMPENSATION | 0 | 0 | 0 | 0 | 0 |
| 11269000 | 62000 | FICA CONTRIBUTION | 0 | 0 | 0 | 0 | 0 |
| 11269000 | 62010 | MEDICARE CONTRIBUTION | 0 | 0 | 0 | 0 | 0 |
| 11269000 | 62100 | 401K EMPLOYER CONTRIBUTION | 0 | 0 | 0 | 0 | 0 |
| 11269000 | 62200 | HEALTH INSURANCE PREMIUM | 0 | 0 | 0 | 0 | 0 |
| 11269000 | 62211 | PERSONNEL INSURANCE | 0 | 0 | 0 | 0 | 0 |
| TOTAL PERSONNEL | | | 0 | 0 | 0 | 0 | 0 |
| 11269000 | 61050 | PERFORMANCE BONUS | 25,400 | 0 | 0 | 0 | 0 |
| 11269000 | 63000 | PROFESSIONAL SERVICES | 0 | 0 | 0 | 10,000 | 0 |
| 11269000 | 63001 | OFFICIAL REPRESENTATION | 0 | 28,044 | 0 | 20,000 | 0 |
| 11269000 | 63100 | REPAIR AND MAINTENANCE | 0 | 32,490 | 0 | 10,000 | 0 |
| 11269000 | 63200 | PERSONNEL TRAINING COSTS | 0 | 0 | 0 | 1,000 | 0 |
| 11269000 | 63300 | CLEANING SERVICES | 0 | 0 | 0 | 1,000 | 0 |
| 11269000 | 64040 | LICENSES AND FEES | 0 | 0 | 0 | 2,500 | 0 |
| 11269000 | 64041 | LICENSES AND FEES TECHNOLOGY | 0 | 0 | 0 | 2,500 | 0 |
| 11269000 | 64080 | DUES AND SUBSCRIPTIONS | 0 | 29,320 | 0 | 10,000 | 0 |
| 11269000 | 64090 | COMMUNICATIONS | 0 | 1,033 | 0 | 1,000 | 0 |
| 11269000 | 64100 | PRINTING AND PHOTOCOPYING | 0 | 0 | 0 | 5,000 | 0 |
| 11269000 | 64110 | ADVERTISING | 0 | 0 | 0 | 5,000 | 0 |
| 11269000 | 64790 | RENTAL-OTHERS | 0 | 1,440 | 0 | 0 | 0 |
| 11269000 | 64800 | TRAVEL EXPENSES | 0 | 12,763 | 0 | 5,000 | 0 |
| 11269000 | 64900 | OTHER SERVICES & CHARGES | 0 | 150 | 0 | 0 | 0 |

COMMONWEALTH OF THE NORTHERN MARIANA ISLANDS

DEPARTMENT: OFFICE OF THE GOVERNOR
DIVISION: GOVERNOR'S DISCRETIONARY ACCOUNT
ORG: 11269000

| ORG | OBJECT | DESCRIPTION | 2022 ACTUAL | 2023 ACTUAL | 2024 BUDGET PL 23-09 | 2025 DEPARTMENT SUBMISSION | 2025 GOVERNOR'S PROPOSAL |
|---|--------|---------------------------|----------------|----------------|----------------------------|----------------------------------|--------------------------------|
| 11269000 | 65000 | OFFICE SUPPLIES | 0 | 2,470 | 0 | 6,000 | 0 |
| 11269000 | 65010 | OPERATIONAL SUPPLIES | 0 | 1,903 | 0 | 6,000 | 0 |
| 11269000 | 65020 | FOOD ITEMS | 0 | 22,321 | 0 | 0 | 0 |
| 11269000 | 65030 | FUEL & LUBRICATE | 0 | 0 | 0 | 5,000 | 0 |
| 11269000 | 65040 | FURNITURE & FIXTURES | 0 | 0 | 0 | 500 | 0 |
| 11269000 | 66020 | IMPROVEMENTS | 0 | 26,550 | 0 | 0 | 0 |
| 11269000 | 66040 | MACHINERY | 0 | 0 | 0 | 0 | 0 |
| 11269000 | 66060 | VEHICLES | 0 | 0 | 0 | 500 | 0 |
| 11269000 | 69000 | OTHER EXPENSES | 0 | 30 | 80,800 | 5,000 | 80,000 |
| 11269000 | 69110 | CONTRIBUTIONS / DONATIONS | 0 | 9,508 | 0 | 4,000 | 0 |
| TOTAL OTHER EXPENSES | | | 25,400 | 168,022 | 80,800 | 100,000 | 80,000 |
| 11269000 | 64060 | UTILITIES | 0 | 0 | 0 | 0 | 0 |
| TOTAL PERSONNEL, OTHER EXPENSES, AND UTILITIES | | | 25,400 | 168,022 | 80,800 | 100,000 | 80,000 |
| 11269000 | 69010 | PUBLIC AUDITOR 1% FEE | 16,045 | 500 | 0 | 1,000 | 800 |
| GRAND TOTAL | | | 41,445 | 168,522 | 80,800 | 101,000 | 80,800 |
| NUMBER OF POSITIONS | | | 0 | 0 | 0 | 0 | 0 |

COMMONWEALTH OF THE NORTHERN MARIANA ISLANDS

DEPARTMENT: OFFICE OF THE LT. GOVERNOR

DIVISION: OFFICE OF THE LT. GOVERNOR

ORG: 11262000

| ORG | OBJECT | DESCRIPTION | 2022 ACTUAL | 2023 ACTUAL | 2024 BUDGET PL 23-09 | 2025 DEPARTMENT SUBMISSION | 2025 GOVERNOR'S PROPOSAL |
|------------------------|--------|----------------------------|----------------|----------------|----------------------------|----------------------------------|--------------------------------|
| 11262000 | 61000 | WAGES & SALARIES | 125,751 | 290,086 | 518,119 | 638,175 | 557,781 |
| 11262000 | 61010 | OVERTIME COMPENSATION | 0 | 34 | 0 | 0 | |
| 11262000 | 61020 | HOLIDAY PAY | 0 | 8,428 | 0 | 0 | |
| 11262000 | 62000 | FICA CONTRIBUTION | 7,797 | 18,510 | 0 | 39,567 | 34,582 |
| 11262000 | 62010 | MEDICARE CONTRIBUTION | 1,823 | 4,329 | 0 | 9,254 | 8,088 |
| 11262000 | 62100 | 401K EMPLOYER CONTRIBUTION | 0 | 1,070 | 0 | 2,000 | 1,750 |
| 11262000 | 62101 | RETIREMENT CONTRIBUTIONS | 36,406 | 35,881 | 0 | 37,390 | 30,000 |
| 11262000 | 62200 | HEALTH INSURANCE PREMIUM | 10,733 | 14,702 | 0 | 25,264 | 25,265 |
| 11262000 | 62211 | PERSONNEL INSURANCE | 1,196 | 3,619 | 0 | 11,487 | 5,819 |
| TOTAL PERSONNEL | | | 183,705 | 376,659 | 518,119 | 763,137 | 663,285 |
| 11262000 | 63000 | PROFESSIONAL SERVICES | 5,772 | 0 | 0 | 40,000 | 0 |
| 11262000 | 63100 | REPAIR AND MAINTENANCE | 1,218 | 2,945 | 0 | 5,000 | 0 |
| 11262000 | 63300 | CLEANING SERVICES | 621 | 275 | 0 | 1,000 | 0 |
| 11262000 | 64060 | UTILITIES | 0 | 0 | 0 | 10,000 | 0 |
| 11262000 | 64080 | DUES AND SUBSCRIPTIONS | 0 | 1,000 | 0 | 1,500 | 0 |
| 11262000 | 64090 | COMMUNICATIONS | 366 | 808 | 0 | 5,000 | 0 |
| 11262000 | 64100 | PRINTING AND PHOTOCOPYING | 0 | 1,180 | 0 | 2,000 | 0 |
| 11262000 | 64110 | ADVERTISING | 0 | 0 | 0 | 2,500 | 0 |
| 11262000 | 64790 | RENTAL-OTHERS | 1,040 | 720 | 0 | 0 | 0 |
| 11262000 | 64800 | TRAVEL EXPENSES | 8,650 | 305 | 0 | 0 | 0 |
| 11262000 | 65000 | OFFICE SUPPLIES | 2,243 | 8,900 | 0 | 10,000 | 0 |
| 11262000 | 65010 | OPERATIONAL SUPPLIES | 1,095 | 14,844 | 0 | 10,000 | 0 |
| 11262000 | 65020 | FOOD ITEMS | 879 | 0 | 0 | 0 | 0 |

COMMONWEALTH OF THE NORTHERN MARIANA ISLANDS

DEPARTMENT: OFFICE OF THE LT. GOVERNOR

DIVISION: OFFICE OF THE LT. GOVERNOR

ORG: 11262000

| ORG | OBJECT | DESCRIPTION | 2022 ACTUAL | 2023 ACTUAL | 2024 BUDGET PL 23-09 | 2025 DEPARTMENT SUBMISSION | 2025 GOVERNOR'S PROPOSAL |
|---|--------------|---------------------------|----------------|----------------|----------------------------|----------------------------------|--------------------------------|
| 11262000 | 65030 | FUEL & LUBRICATE | 1,210 | 9,383 | 0 | 13,000 | 0 |
| 11262000 | 65040 | FURNITURE & FIXTURES | 0 | 2,850 | 0 | 0 | 0 |
| 11262000 | 66000 | CAPITAL ASSETS | 0 | 1,399 | 0 | 0 | 0 |
| 11262000 | 66070 | TECHNOLOGY EQUIP | 3,598 | 475 | 0 | 0 | 0 |
| 11262000 | 69000 | OTHER EXPENSES | 0 | 0 | 5,261 | 0 | 0 |
| 11262000 | 69010 | PUBLIC AUDITOR 1% FEE | 990 | 5,574 | 0 | 8,631 | 0 |
| 11262000 | 69110 | CONTRIBUTIONS / DONATIONS | 10,000 | 0 | 0 | 0 | 0 |
| TOTAL OTHER EXPENSES | | | 37,681 | 50,657 | 5,261 | 108,631 | 0 |
| 11262000 | 64060 | UTILITIES | 0 | 0 | 0 | 0 | 0 |
| TOTAL PERSONNEL, OTHER EXPENSES, AND UTILITIES | | | 221,387 | 427,316 | 523,380 | 871,768 | 663,285 |
| 11262000 | 69010 | PUBLIC AUDITOR 1% FEE | 990 | 5,574 | 0 | 8,631 | 6,633 |
| GRAND TOTAL | | | 222,377 | 432,890 | 523,380 | 880,399 | 669,918 |
| NUMBER OF POSITIONS | | | 10 | 16 | 16 | 16 | 16 |

GENERAL FUND

Budget Year: 2025

Department: Office of the Lt. Governor
Division/Activity: Office of the Lt. Governor
Org Code: 11262000

| NOP | Job Class Code | Position | Employee | Employee Number | Personnel Status Code | Pay Grade/Step | Annual Salary | Allocation Percent | Allocation Salary | Total Fringe Benefits | Total |
|-----------|----------------|-------------------------------|------------------------------|-----------------|-----------------------|----------------|---------------|--------------------|-------------------|-----------------------|----------------|
| 1 | 9085 | LIEUTENANT GOVERNOR | DAVID M. APATANG | 3431 | EL | UNG | 100,000 | 100.00% | 100,000 | 39,450 | 139,450 |
| 1 | 9803 | LT. GOVERNOR'S REPRESENTATIVE | TRISNA B. REYES | 2686 | ES | UNG | 30,000 | 87.50% | 26,250 | 2,008 | 28,258 |
| 1 | 9395 | SPECIAL ASSISTANT | VACANT | 2360 | ES | UNG | 45,000 | 87.50% | 39,375 | 3,012 | 42,387 |
| 1 | 1866 | FINANCIAL ANALYST | LUISE VICTORIA C. VILLAGOMEZ | 3429 | ES | UNG | 50,000 | 87.50% | 43,750 | 7,619 | 51,369 |
| 1 | 9140 | SPEC ASST TO LT. GOVERNOR | HENRY S. HOFSCHEIDER | 3437 | ES | UNG | 65,175 | 87.50% | 57,028 | 8,874 | 65,902 |
| 1 | 0401 | ADMINISTRATIVE ASSISTANT | YOUKI C. KISHIMOTO | 3441 | ES | UNG | 40,000 | 87.50% | 35,000 | 9,821 | 44,821 |
| 1 | 1989 | SPECIAL PROJECTS COORDINATOR | JOAQUIN A. DELEON GUERRERO | 3447 | ES | UNG | 50,000 | 87.50% | 43,750 | 15,285 | 59,035 |
| 1 | 1989 | SPECIAL PROJECTS COORDINATOR | JOSEPH R. PALACIOS | 3449 | ES | UNG | 40,000 | 87.50% | 35,000 | 3,308 | 38,308 |
| 1 | 1144 | ADMINISTRATIVE OFFICER | LARISSA S. FLORES | 3452 | ES | UNG | 50,000 | 87.50% | 43,750 | 5,884 | 49,634 |
| 1 | 1989 | SPECIAL PROJECTS COORDINATOR | VACANT | | ES | UNG | 40,000 | 87.50% | 35,000 | 2,678 | 37,678 |
| 1 | 9398 | SA ON POLICY & PROGRAMS | VACANT | | ES | UNG | 52,000 | 87.50% | 45,500 | 3,481 | 48,981 |
| 1 | 0897 | SPECIAL PROJECTS COORDINATOR | VACANT | | ES | UNG | 35,000 | 87.50% | 30,625 | 2,343 | 32,968 |
| 1 | 9278 | MEDIA OFFICE COORDINATOR | VACANT | | ES | UNG | 26,000 | 87.50% | 22,750 | 1,740 | 24,490 |
| 1 | | SPECIAL PROJECTS COORDINATOR | VACANT | | ES | UNG | 1 | 87.50% | 1 | 0 | 1 |
| 1 | | SPECIAL PROJECTS COORDINATOR | VACANT | | ES | UNG | 1 | 87.50% | 1 | 0 | 1 |
| 1 | | SPECIAL PROJECTS COORDINATOR | VACANT | | ES | UNG | 1 | 87.50% | 1 | 0 | 1 |
| 16 | | | | | | | | | 557,781 | 105,504 | 663,285 |

COMMONWEALTH OF THE NORTHERN MARIANA ISLANDS

DEPARTMENT: OFFICE OF THE LT. GOVERNOR
DIVISION: LT. GOVERNOR'S DISCRETIONARY ACCOUNT
ORG: 11269100

| ORG | OBJECT | DESCRIPTION | 2022 ACTUAL | 2023 ACTUAL | 2024 BUDGET PL 23-09 | 2025 DEPARTMENT SUBMISSION | 2025 GOVERNOR'S PROPOSAL |
|------------------------|--------|----------------------------|----------------|----------------|----------------------------|----------------------------------|--------------------------------|
| 11269100 | 61000 | WAGES & SALARIES | 0 | 0 | 0 | 0 | 0 |
| 11269100 | 61010 | OVERTIME COMPENSATION | 0 | 0 | 0 | 0 | 0 |
| 11269100 | 62000 | FICA CONTRIBUTION | 0 | 0 | 0 | 0 | 0 |
| 11269100 | 62010 | MEDICARE CONTRIBUTION | 0 | 0 | 0 | 0 | 0 |
| 11269100 | 62100 | 401K EMPLOYER CONTRIBUTION | 0 | 0 | 0 | 0 | 0 |
| 11269100 | 62200 | HEALTH INSURANCE PREMIUM | 0 | 0 | 0 | 0 | 0 |
| 11269100 | 62211 | PERSONNEL INSURANCE | 0 | 0 | 0 | 0 | 0 |
| TOTAL PERSONNEL | | | 0 | 0 | 0 | 0 | 0 |
| 11269100 | 63000 | PROFESSIONAL SERVICES | 26,410 | 0 | 0 | 0 | 0 |
| 11269100 | 63001 | OFFICIAL REPRESENTATION | 0 | 2,627 | 0 | 20,000 | 0 |
| 11269100 | 63100 | REPAIR AND MAINTENANCE | 4,503 | 2,695 | 0 | 0 | 0 |
| 11269100 | 63300 | CLEANING SERVICES | 686 | 701 | 0 | 0 | 0 |
| 11269100 | 64080 | DUES AND SUBSCRIPTIONS | 1,000 | 0 | 0 | 0 | 0 |
| 11269100 | 64090 | COMMUNICATIONS | 5,001 | 6,961 | 0 | 0 | 0 |
| 11269100 | 64100 | PRINTING AND PHOTOCOPYING | 265 | 1,265 | 0 | 0 | 0 |
| 11269100 | 64700 | RENTAL-VEHICLES | 1,035 | 0 | 0 | 0 | 0 |
| 11269100 | 64790 | RENTAL-OTHERS | 8,370 | 2,415 | 0 | 0 | 0 |
| 11269100 | 64800 | TRAVEL EXPENSES | 27,448 | 21,228 | 0 | 30,000 | 0 |
| 11269100 | 65000 | OFFICE SUPPLIES | 2,459 | 1,579 | 0 | 0 | 0 |
| 11269100 | 65010 | OPERATIONAL SUPPLIES | 6,009 | 10,395 | 0 | 0 | 0 |
| 11269100 | 65020 | FOOD ITEMS | 168 | 904 | 0 | 0 | 0 |
| 11269100 | 65030 | FUEL & LUBRICATE | 3,066 | 1,502 | 0 | 0 | 0 |
| 11269100 | 66040 | MACHINERY | 0 | 810 | 0 | 0 | 0 |

COMMONWEALTH OF THE NORTHERN MARIANA ISLANDS

DEPARTMENT: OFFICE OF THE LT. GOVERNOR
DIVISION: LT. GOVERNOR'S DISCRETIONARY ACCOUNT
ORG: 11269100

| ORG | OBJECT | DESCRIPTION | 2022 ACTUAL | 2023 ACTUAL | 2024 BUDGET PL 23-09 | 2025 DEPARTMENT SUBMISSION | 2025 GOVERNOR'S PROPOSAL |
|---|--------|---------------------------|----------------|----------------|----------------------------|----------------------------------|--------------------------------|
| 11269100 | 66070 | TECHNOLOGY EQUIP | 320 | 825 | 0 | 0 | 0 |
| 11269100 | 69000 | OTHER EXPENSES | 0 | 0 | 50,000 | 0 | 49,505 |
| 11269100 | 69100 | SCHOLARSHIPS AND GRANTS | 0 | 105 | 0 | 0 | 0 |
| 11269100 | 69110 | CONTRIBUTIONS / DONATIONS | 48,650 | 20,151 | 0 | 20,000 | 0 |
| TOTAL OTHER EXPENSES | | | 135,389 | 74,162 | 50,000 | 70,000 | 49,505 |
| 11269100 | 64060 | UTILITIES | 988 | 0 | 0 | 0 | 0 |
| TOTAL PERSONNEL, OTHER EXPENSES, AND UTILITIES | | | 136,377 | 74,162 | 50,000 | 70,000 | 49,505 |
| 11269100 | 69010 | PUBLIC AUDITOR 1% FEE | 13,500 | 500 | 0 | 700 | 495 |
| GRAND TOTAL | | | 149,877 | 74,662 | 50,000 | 70,700 | 50,000 |
| NUMBER OF POSITIONS | | | 0 | 0 | 0 | 0 | 0 |

COMMONWEALTH OF THE NORTHERN MARIANA ISLANDS

DEPARTMENT: OTHER OFFICES OF THE GOVERNOR AND LT. GOVERNOR

DIVISION: OFFICE OF MANAGEMENT AND BUDGET

ORG: 11260900

| ORG | OBJECT | DESCRIPTION | 2022 ACTUAL | 2023 ACTUAL | 2024 BUDGET PL 23-09 | 2025 DEPARTMENT SUBMISSION | 2025 GOVERNOR'S PROPOSAL |
|-----------------------------|--------|----------------------------|----------------|----------------|----------------------------|----------------------------------|--------------------------------|
| 11260900 | 61000 | WAGES & SALARIES | 196,302 | 164,149 | 370,847 | 379,300 | 302,291 |
| 11260900 | 61010 | OVERTIME COMPENSATION | 586 | 1,307 | 0 | 10,024 | 0 |
| 11260900 | 61020 | HOLIDAY PAY | 0 | 5,285 | 0 | 1,459 | 0 |
| 11260900 | 61200 | BOARD & OTHER COMPENSATION | 3,231 | 0 | 0 | 0 | 0 |
| 11260900 | 62000 | FICA CONTRIBUTION | 12,407 | 10,586 | 0 | 24,229 | 18,742 |
| 11260900 | 62010 | MEDICARE CONTRIBUTION | 2,902 | 2,476 | 0 | 5,666 | 4,383 |
| 11260900 | 62100 | 401K EMPLOYER CONTRIBUTION | 1,701 | 1,199 | 0 | 0 | 6,236 |
| 11260900 | 62101 | RETIREMENT CONTRIBUTIONS | 0 | 5,643 | 0 | 4,194 | 0 |
| 11260900 | 62200 | HEALTH INSURANCE PREMIUM | 23,647 | 16,940 | 0 | 25,264 | 28,750 |
| 11260900 | 62211 | PERSONNEL INSURANCE | 881 | 794 | 0 | 972 | 551 |
| TOTAL PERSONNEL | | | 241,658 | 208,378 | 370,847 | 451,108 | 360,953 |
| 11260900 | 63100 | REPAIR AND MAINTENANCE | 0 | 174 | 0 | 600 | 0 |
| 11260900 | 63300 | CLEANING SERVICES | 1,000 | 1,080 | 0 | 3,600 | 0 |
| 11260900 | 64040 | LICENSES AND FEES | 0 | 178 | 0 | 0 | 0 |
| 11260900 | 64090 | COMMUNICATIONS | 0 | 941 | 0 | 3,600 | 0 |
| 11260900 | 64800 | TRAVEL EXPENSES | 0 | 429 | 0 | 2,000 | 0 |
| 11260900 | 65000 | OFFICE SUPPLIES | 0 | 0 | 0 | 800 | 0 |
| 11260900 | 65010 | OPERATIONAL SUPPLIES | 0 | 426 | 0 | 1,000 | 0 |
| 11260900 | 65030 | FUEL & LUBRICATE | 0 | 0 | 0 | 3,407 | 0 |
| 11260900 | 66070 | TECHNOLOGY EQUIP | 0 | 0 | 0 | 10,200 | 0 |
| 11260900 | 69000 | OTHER EXPENSES | 0 | 2,707 | 3,811 | 0 | 0 |
| TOTAL OTHER EXPENSES | | | 1,000 | 5,934 | 3,811 | 25,207 | 0 |
| 11260900 | 64060 | UTILITIES | 0 | 0 | 0 | 5,198 | 0 |

COMMONWEALTH OF THE NORTHERN MARIANA ISLANDS

DEPARTMENT: OTHER OFFICES OF THE GOVERNOR AND LT. GOVERNOR
DIVISION: OFFICE OF MANAGEMENT AND BUDGET
ORG: 11260900

| ORG | OBJECT | DESCRIPTION | 2022 ACTUAL | 2023 ACTUAL | 2024 BUDGET PL 23-09 | 2025 DEPARTMENT SUBMISSION | 2025 GOVERNOR'S PROPOSAL |
|---|--------|-----------------------|----------------|----------------|----------------------------|----------------------------------|--------------------------------|
| TOTAL PERSONNEL, OTHER EXPENSES, AND UTILITIES | | | 242,658 | 214,312 | 374,658 | 481,513 | 360,953 |
| 11260900 | 69010 | PUBLIC AUDITOR 1% FEE | 5,849 | 3,275 | 0 | 4,815 | 3,610 |
| GRAND TOTAL | | | 248,507 | 217,587 | 374,658 | 486,328 | 364,563 |
| NUMBER OF POSITIONS | | | 7 | 9 | 9 | 9 | 8 |

GENERAL FUND

Budget Year: 2025

Department: Other Offices of the Governor and Lt. Governor
Division/Activity: Office of Management and Budget
Org Code: 11260900

| NOP | Job Class Code | Position | Employee | Employee Number | Personnel Status Code | Pay Grade/Step | Annual Salary | Allocation Percent | Allocation Salary | Total Fringe Benefits | Total |
|----------|----------------|-----------------------------|-------------------------|-----------------|-----------------------|----------------|---------------|--------------------|-------------------|-----------------------|----------------|
| 1 | 1718 | SA-OMB | VIRGINIA C. VILLAGOMEZ | 3654 | AP | UNG | 65,175 | 87.50% | 57,028 | 10,129 | 67,157 |
| 1 | 0023 | ADMINISTRATIVE ASSISTANT | NATALYN M. WILLIAM | 2326 | ES | UNG | 35,000 | 87.50% | 30,625 | 2,343 | 32,968 |
| 1 | 1866 | FINANCIAL ANALYST | ANGELINA L. PHILLIPS | 3700 | ES | UNG | 48,000 | 87.50% | 42,000 | 4,893 | 46,893 |
| 1 | 2018 | PROGRAM COORDINATOR | DELORES T. MENDIOLA | 1630 | ES | UNG | 31,000 | 87.50% | 27,125 | 5,560 | 32,685 |
| 1 | 3718 | SENIOR FINANCIAL ANALYST | JAZMIN L. CAMACHO | 2307 | ES | UNG | 65,000 | 87.50% | 56,875 | 15,502 | 72,377 |
| 1 | 8996 | TECHNICAL FINANCIAL ANALYST | ANGERIKA DLG. YAMAGISHI | 6036 | ES | UNG | 35,000 | 87.50% | 30,625 | 7,604 | 38,229 |
| 1 | 8996 | TECHNICAL FINANCIAL ANALYST | JULIE ANNE R. LOONG | 4657 | ES | UNG | 30,000 | 87.50% | 26,250 | 3,058 | 29,308 |
| 1 | 8996 | TECHNICAL FINANCIAL ANALYST | PAULINE M. IGUEL | 5675 | ES | UNG | 36,300 | 87.50% | 31,763 | 9,574 | 41,336 |
| 8 | | | | | | | | | 302,291 | 58,662 | 360,953 |

COMMONWEALTH OF THE NORTHERN MARIANA ISLANDS

DEPARTMENT: OTHER OFFICES OF THE GOVERNOR AND LT. GOVERNOR

DIVISION: ADMINISTRATIVE SERVICES

ORG: 11260100

| ORG | OBJECT | DESCRIPTION | 2022 ACTUAL | 2023 ACTUAL | 2024 BUDGET PL 23-09 | 2025 DEPARTMENT SUBMISSION | 2025 GOVERNOR'S PROPOSAL |
|------------------------|--------|------------------------------|----------------|----------------|----------------------------|----------------------------------|--------------------------------|
| 11260100 | 61000 | WAGES & SALARIES | 472,840 | 327,944 | 620,381 | 0 | 507,675 |
| 11260100 | 61010 | OVERTIME COMPENSATION | 0 | 3,209 | 0 | 0 | 0 |
| 11260100 | 61020 | HOLIDAY PAY | 0 | 6,657 | 0 | 0 | 0 |
| 11260100 | 62000 | FICA CONTRIBUTION | 29,316 | 20,914 | 0 | 0 | 31,476 |
| 11260100 | 62010 | MEDICARE CONTRIBUTION | 6,856 | 4,899 | 0 | 0 | 7,361 |
| 11260100 | 62100 | 401K EMPLOYER CONTRIBUTION | 883 | 467 | 0 | 0 | 1,400 |
| 11260100 | 62101 | RETIREMENT CONTRIBUTIONS | 0 | 11,580 | 0 | 0 | 27,300 |
| 11260100 | 62200 | HEALTH INSURANCE PREMIUM | 55,478 | 38,096 | 0 | 0 | 53,666 |
| 11260100 | 62211 | PERSONNEL INSURANCE | 3,769 | 3,040 | 0 | 0 | 5,954 |
| TOTAL PERSONNEL | | | 569,142 | 416,807 | 620,381 | 0 | 634,832 |
| 11260100 | 63000 | PROFESSIONAL SERVICES | 0 | 1,800 | 0 | 0 | 0 |
| 11260100 | 63001 | OFFICIAL REPRESENTATION | 494 | 2,000 | 0 | 0 | 0 |
| 11260100 | 63100 | REPAIR AND MAINTENANCE | 21,703 | 6,632 | 0 | 0 | 0 |
| 11260100 | 63300 | CLEANING SERVICES | 0 | 1,525 | 0 | 0 | 0 |
| 11260100 | 64000 | ADMINISTRATIVE COSTS | 25,520 | 0 | 0 | 0 | 0 |
| 11260100 | 64040 | LICENSES AND FEES | 0 | -27,970 | 0 | 0 | 0 |
| 11260100 | 64041 | LICENSES AND FEES TECHNOLOGY | 5,000 | 0 | 0 | 0 | 0 |
| 11260100 | 64060 | UTILITIES | 1,705 | 27,970 | 0 | 0 | 0 |
| 11260100 | 64080 | DUES AND SUBSCRIPTIONS | 0 | 169 | 0 | 0 | 0 |
| 11260100 | 64090 | COMMUNICATIONS | 725 | 6,514 | 0 | 0 | 0 |
| 11260100 | 64100 | PRINTING AND PHOTOCOPYING | 0 | 975 | 0 | 0 | 0 |
| 11260100 | 64110 | ADVERTISING | 0 | 784 | 0 | 0 | 0 |
| 11260100 | 64800 | TRAVEL EXPENSES | 1,381 | 949 | 0 | 0 | 0 |
| 11260100 | 65000 | OFFICE SUPPLIES | 0 | 2,022 | 0 | 0 | 0 |

COMMONWEALTH OF THE NORTHERN MARIANA ISLANDS

DEPARTMENT: OTHER OFFICES OF THE GOVERNOR AND LT. GOVERNOR

DIVISION: ADMINISTRATIVE SERVICES

ORG: 11260100

| ORG | OBJECT | DESCRIPTION | 2022 ACTUAL | 2023 ACTUAL | 2024 BUDGET PL 23-09 | 2025 DEPARTMENT SUBMISSION | 2025 GOVERNOR'S PROPOSAL |
|---|--------|---------------------------|----------------|----------------|----------------------------|----------------------------------|--------------------------------|
| 11260100 | 65010 | OPERATIONAL SUPPLIES | 540 | 3,078 | 0 | 0 | 0 |
| 11260100 | 65020 | FOOD ITEMS | 0 | 3,750 | 0 | 0 | 0 |
| 11260100 | 65030 | FUEL & LUBRICATE | 747 | 4,789 | 0 | 0 | 0 |
| 11260100 | 65040 | FURNITURE & FIXTURES | 0 | 801 | 0 | 0 | 0 |
| 11260100 | 69000 | OTHER EXPENSES | 0 | 0 | 6,371 | 0 | 0 |
| 11260100 | 69110 | CONTRIBUTIONS / DONATIONS | 50,000 | 0 | 0 | 0 | 0 |
| TOTAL OTHER EXPENSES | | | 107,815 | 35,787 | 6,371 | 0 | 0 |
| 11260100 | 64060 | UTILITIES | 1,705 | 27,970 | | 0 | 0 |
| TOTAL PERSONNEL, OTHER EXPENSES, AND UTILITIES | | | 678,662 | 480,564 | 626,752 | 0 | 634,832 |
| 11260100 | 69010 | PUBLIC AUDITOR 1% FEE | 1,211 | 5,766 | 0 | 0 | 6,348 |
| GRAND TOTAL | | | 679,873 | 486,330 | 626,752 | 0 | 641,180 |
| NUMBER OF POSITIONS | | | 22 | 22 | 22 | 0 | 17 |

GENERAL FUND

Budget Year: 2025

Department: Other Offices of the Governor and Lt. Governor
Division/Activity: Administrative Services
Org Code: 11260100

| NOP | Job Class Code | Position | Employee | Employee Number | Personnel Status Code | Pay Grade/Step | Annual Salary | Allocation Percent | Allocation Salary | Total Fringe Benefits | Total |
|-----------|----------------|--------------------------------|----------------------------|-----------------|-----------------------|----------------|---------------|--------------------|-------------------|-----------------------|----------------|
| 1 | 1144 | ADMINISTRATIVE OFFICER | MICHELLE MARIE I. TAGABUEL | 1821 | ES | UNG | 40,000 | 87.50% | 35,000 | 3,308 | 38,308 |
| 1 | 8902 | ASST BUILDING MAINTENANCE | JOHN PAUL B. LIZAMA | 2313 | ES | UNG | 25,000 | 87.50% | 21,875 | 5,158 | 27,033 |
| 1 | 1989 | SPECIAL PROJECTS COORDINATOR | JEAN PAUL B. REYES | 2315 | ES | UNG | 50,000 | 87.50% | 43,750 | 20,744 | 64,494 |
| 1 | 8130 | FACILITY MAINTENANCE MANAGER | JOAQUIN T. QUITUGUA | 2346 | ES | UNG | 40,000 | 87.50% | 35,000 | 10,451 | 45,451 |
| 1 | 1808 | ADMINISTRATIVE SPECIALIST | BEGONIA MARIE O. CAMACHO | 3140 | ES | UNG | 40,000 | 87.50% | 35,000 | 9,821 | 44,821 |
| 1 | 8950 | GENERAL MAINTENANCE | EDWIN T. CABRERA | 3148 | ES | UNG | 28,000 | 87.50% | 24,500 | 2,315 | 26,815 |
| 1 | 8126 | FACILITIES SUPERVISOR | DANIEL M. LISUA | 3149 | ES | UNG | 33,000 | 87.50% | 28,875 | 6,214 | 35,089 |
| 1 | 7906 | OFFICE CLEANER | ELIZABETH V. MANALO | 3160 | ES | UNG | 22,000 | 87.50% | 19,250 | 12,624 | 31,874 |
| 1 | 9409 | SPEC. ASST. PROGS.& LEGS. REVW | AMELIA C. SHAI | 3167 | AP | UNG | 45,000 | 87.50% | 39,375 | 7,206 | 46,581 |
| 1 | 1144 | ADMINISTRATIVE OFFICER | GERALDINE P. MAFNAS | 4073 | ES | UNG | 40,000 | 87.50% | 35,000 | 4,708 | 39,708 |
| 1 | 0897 | MEDIA OFFICE COORDINATOR | ETHAN JOE S. KWON | 5689 | ES | UNG | 26,000 | 87.50% | 22,750 | 1,740 | 24,490 |
| 1 | 8950 | GENERAL MAINTENANCE | JOSEPH RICHARD . CAMACHO | 5927 | ES | UNG | 30,000 | 87.50% | 26,250 | 2,481 | 28,731 |
| 1 | 0401 | ADMINISTRATIVE ASSISTANT | BRENNA T. SABLAN | 5928 | ES | UNG | 18,000 | 87.50% | 15,750 | 1,488 | 17,238 |
| 1 | 0401 | ADMINISTRATIVE ASSISTANT | NATASHA DAEANN . CELIS | 5930 | ES | UNG | 24,000 | 87.50% | 21,000 | 1,607 | 22,607 |
| 1 | 9102 | SPEC ASST FOR ADMINISTRATION | OSCAR M. BABAUTA SR | 5948 | AP | UNG | 54,000 | 87.50% | 47,250 | 25,784 | 73,034 |
| 1 | 9154 | PROTOCOL OFFICER | IGNACIA L. EVANGELISTA | 6012 | ES | UNG | 43,200 | 87.50% | 37,800 | 10,035 | 47,835 |
| 1 | 0401 | ADMINISTRATIVE ASSISTANT | SHANAIA HOPE L. RABAULIMAN | 6061 | ES | UNG | 22,000 | 87.50% | 19,250 | 1,473 | 20,723 |
| 17 | | | | | | | | | 507,675 | 127,157 | 634,832 |

COMMONWEALTH OF THE NORTHERN MARIANA ISLANDS

DEPARTMENT: OTHER OFFICES OF THE GOVERNOR AND LT. GOVERNOR
DIVISION: CNMI HOMELAND SECURITY AND EMERGENCY MANAGEMENT OFFICE
ORG: 11260700

| ORG | OBJECT | DESCRIPTION | 2022 ACTUAL | 2023 ACTUAL | 2024 BUDGET PL 23-09 | 2025 DEPARTMENT SUBMISSION | 2025 GOVERNOR'S PROPOSAL |
|------------------------|--------|----------------------------|----------------|----------------|----------------------------|----------------------------------|--------------------------------|
| 11260700 | 61000 | WAGES & SALARIES | 87,037 | 212,045 | 504,783 | 447,200 | 351,700 |
| 11260700 | 61010 | OVERTIME COMPENSATION | 0 | 83,477 | 0 | 0 | 0 |
| 11260700 | 61020 | HOLIDAY PAY | 0 | 6,876 | 0 | 0 | 0 |
| 11260700 | 62000 | FICA CONTRIBUTION | 5,396 | 18,749 | 0 | 27,726 | 21,805 |
| 11260700 | 62010 | MEDICARE CONTRIBUTION | 1,262 | 4,385 | 0 | 6,484 | 5,100 |
| 11260700 | 62100 | 401K EMPLOYER CONTRIBUTION | 851 | 809 | 0 | 20,880 | 960 |
| 11260700 | 62101 | RETIREMENT CONTRIBUTIONS | 0 | 8,588 | 0 | 195,176 | 15,750 |
| 11260700 | 62200 | HEALTH INSURANCE PREMIUM | 959 | 10,466 | 0 | 7,978 | 10,455 |
| 11260700 | 62211 | PERSONNEL INSURANCE | 1,065 | 1,700 | 0 | 0 | 2,232 |
| TOTAL PERSONNEL | | | 96,571 | 347,095 | 504,783 | 705,444 | 408,002 |
| 11260700 | 63000 | PROFESSIONAL SERVICES | 100,880 | 1,455,748 | 0 | 20,000 | 0 |
| 11260700 | 63100 | REPAIR AND MAINTENANCE | 14,631 | 26,045 | 0 | 0 | 0 |
| 11260700 | 63300 | CLEANING SERVICES | 26,022 | -4,579 | 0 | 39,000 | 0 |
| 11260700 | 64070 | STORAGE AND HANDLING | 0 | 14,303 | 0 | 0 | 0 |
| 11260700 | 64090 | COMMUNICATIONS | 12,064 | 81,827 | 0 | 40,000 | 0 |
| 11260700 | 64100 | PRINTING AND PHOTOCOPYING | 293 | 2,578 | 0 | 0 | 0 |
| 11260700 | 64110 | ADVERTISING | 8,135 | 153,353 | 0 | 0 | 0 |
| 11260700 | 64700 | RENTAL-VEHICLES | 7,800 | 10,080 | 0 | 0 | 0 |
| 11260700 | 64720 | RENTAL-OFFICES | 33,017 | -24,767 | 0 | 0 | 0 |
| 11260700 | 64730 | RENTAL-OFFICE EQUIPMENT | 623 | 17,123 | 0 | 0 | 0 |
| 11260700 | 64740 | RENTAL-HEAVY EQUIPMENTS | 0 | 81,093 | 0 | 0 | 0 |
| 11260700 | 64790 | RENTAL-OTHERS | 274,360 | 190,120 | 0 | 0 | 0 |
| 11260700 | 64800 | TRAVEL EXPENSES | 0 | 16,026 | 0 | 0 | 0 |
| 11260700 | 65000 | OFFICE SUPPLIES | 0 | 4,669 | 0 | 0 | 0 |

COMMONWEALTH OF THE NORTHERN MARIANA ISLANDS

DEPARTMENT: OTHER OFFICES OF THE GOVERNOR AND LT. GOVERNOR
DIVISION: CNMI HOMELAND SECURITY AND EMERGENCY MANAGEMENT OFFICE
ORG: 11260700

| ORG | OBJECT | DESCRIPTION | 2022 | 2023 | 2024 | 2025 | 2025 |
|---|--------------|------------------------------|----------------|------------------|--------------------|--------------------------|------------------------|
| | | | ACTUAL | ACTUAL | BUDGET PL 23-09 | DEPARTMENT SUBMISSION | GOVERNOR'S PROPOSAL |
| 11260700 | 65010 | OPERATIONAL SUPPLIES | 24,114 | 35,019 | 0 | 0 | 0 |
| 11260700 | 65020 | FOOD ITEMS | 445 | 4,562 | 0 | 0 | 0 |
| 11260700 | 65030 | FUEL & LUBRICATE | 0 | 12,455 | 0 | 35,000 | 0 |
| 11260700 | 65900 | FREIGHT AND HANDLING | 50,414 | -50,321 | 0 | 10,000 | 0 |
| 11260700 | 66000 | CAPITAL ASSETS | 27,877 | -22,350 | 0 | 0 | 0 |
| 11260700 | 66040 | MACHINERY | 0 | 2,200 | 0 | 0 | 0 |
| 11260700 | 66060 | VEHICLES | 0 | 74,390 | 0 | 0 | 0 |
| 11260700 | 66900 | NON-CAPITAL ASSETS | 0 | 4,357 | 0 | 0 | 0 |
| 11260700 | 67100 | PROJECT EXPENSES | 109,895 | 0 | | 0 | 0 |
| 11260700 | 69000 | OTHER EXPENSES | 0 | 2,160 | 5,187 | 30,000 | 0 |
| 11260700 | 69020 | SETTLEMENT AGST GOVERNMENT | 50,000 | 0 | 0 | 0 | 0 |
| TOTAL OTHER EXPENSES | | | 740,570 | 2,086,090 | 5,187 | 174,000 | 0 |
| 11260700 | 64060 | UTILITIES | 37,588 | 6,884 | 0 | 60,000 | 0 |
| TOTAL PERSONNEL, OTHER EXPENSES, AND UTILITIES | | | 874,729 | 2,440,069 | 509,970 | 939,444 | 408,002 |
| 11260700 | 69010 | PUBLIC AUDITOR 1% FEE | 1,176 | 4,993 | 0 | 2,340 | 4,080 |
| GRAND TOTAL | | | 875,905 | 2,445,062 | 509,970 | 941,784 | 412,082 |
| NUMBER OF POSITIONS | | | 17 | 17 | 17 | 17 | 14 |

GENERAL FUND

Budget Year: 2025

Department: Other Offices of the Governor and Lt. Governor
Division/Activity: CNMI Homeland Security & Emergency Management Office
Org Code: 11260700

| NOP | Job Class Code | Position | Employee | Employee Number | Personnel Status Code | Pay Grade/Step | Annual Salary | Allocation Percent | Allocation Salary | Total Fringe Benefits | Total |
|-----------|----------------|-------------------------------|---------------------------|-----------------|-----------------------|----------------|---------------|--------------------|-------------------|-----------------------|----------------|
| 1 | 9251 | SA FOR HOMELAND SECURITY | FRANKLIN R. BABAUTA | 5936 | AP | UNG | 60,000 | 87.50% | 52,500 | 19,766 | 72,266 |
| 1 | 8240 | CERT COORDINATOR | RAY STEVEN A. AGUON | 1785 | ES | UNG | 30,000 | 80.00% | 24,000 | 2,268 | 26,268 |
| 1 | 9322 | EOC WARNING OFFICER | JACOB D. SABLAN | 1798 | ES | UNG | 25,000 | 80.00% | 20,000 | 5,015 | 25,015 |
| 1 | 9322 | EOC WARNING OFFICER | JIMMY LEE V. DEMAPAN | 1799 | ES | UNG | 25,000 | 80.00% | 20,000 | 1,530 | 21,530 |
| 1 | 9322 | EOC WARNING OFFICER | JOSE C. NAPUTI | 1802 | ES | UNG | 25,000 | 80.00% | 20,000 | 1,530 | 21,530 |
| 1 | 9322 | EOC WARNING OFFICER | DION D. CAMACHO | 1815 | ES | UNG | 28,000 | 80.00% | 22,400 | 1,714 | 24,114 |
| 1 | 9322 | EOC WARNING OFFICER | JAYSON P. SAN NICOLAS | 1823 | ES | UNG | 30,000 | 80.00% | 24,000 | 3,228 | 27,228 |
| 1 | 9323 | EOC OPERATIONAL THREAT SPEC. | STEVEN N. VAN-WINKLE | 1826 | ES | UNG | 35,000 | 80.00% | 28,000 | 6,131 | 34,131 |
| 1 | 8125 | FACILITIES SPECAILIST | FRITZ W. RASIANG | 1839 | ES | UNG | 25,000 | 80.00% | 20,000 | 1,890 | 21,890 |
| 1 | 9456 | HSEM REPRESENTATIVE | PETER MARIO L. CRUZ | 1840 | ES | UNG | 30,000 | 80.00% | 24,000 | 5,321 | 29,321 |
| 1 | 9323 | EOC OPERATIONAL THREAT SPEC. | JOHN . MARIO | 1842 | ES | UNG | 35,000 | 80.00% | 28,000 | 2,646 | 30,646 |
| 1 | 9322 | EOC WARNING OFFICER | DIONICIO JUNIOR P. LIZAMA | 3938 | ES | UNG | 25,000 | 80.00% | 20,000 | 1,530 | 21,530 |
| 1 | 9322 | EOC WARNING OFFICER | RICARDO T. SANTOS | 4154 | ES | UNG | 25,000 | 80.00% | 20,000 | 1,530 | 21,530 |
| 1 | 1915 | RESPONSE/RECOVERY COORDINATOR | JOAQUIN VILLAGOMEZ DIAZ | 4019 | ES | UNG | 36,000 | 80.00% | 28,800 | 2,203 | 31,003 |
| 14 | | | | | | | | | 351,700 | 56,302 | 408,002 |

COMMONWEALTH OF THE NORTHERN MARIANA ISLANDS

DEPARTMENT: OTHER OFFICES OF THE GOVERNOR AND LT. GOVERNOR

DIVISION: OFFICE OF YOUTH AFFAIRS

ORG: 11261800

| ORG | OBJECT | DESCRIPTION | 2022 ACTUAL | 2023 ACTUAL | 2024 BUDGET PL 23-09 | 2025 DEPARTMENT SUBMISSION | 2025 GOVERNOR'S PROPOSAL |
|------------------------|--------|----------------------------|----------------|----------------|----------------------------|----------------------------------|--------------------------------|
| 11261800 | 61000 | WAGES & SALARIES | 120,270 | 121,352 | 246,126 | 257,000 | 224,875 |
| 11261800 | 61010 | OVERTIME COMPENSATION | 0 | 1,546 | 0 | 0 | 0 |
| 11261800 | 61020 | HOLIDAY PAY | 0 | 6,226 | 0 | 0 | 0 |
| 11261800 | 62000 | FICA CONTRIBUTION | 7,457 | 8,243 | 0 | 15,934 | 13,942 |
| 11261800 | 62010 | MEDICARE CONTRIBUTION | 1,744 | 1,928 | 0 | 3,727 | 3,261 |
| 11261800 | 62100 | 401K EMPLOYER CONTRIBUTION | 496 | 0 | 0 | 0 | 0 |
| 11261800 | 62200 | HEALTH INSURANCE PREMIUM | 11,631 | 1,841 | 0 | 0 | 3,485 |
| 11261800 | 62211 | PERSONNEL INSURANCE | 274 | 0 | 0 | 4,626 | 0 |
| TOTAL PERSONNEL | | | 141,871 | 141,135 | 246,126 | 281,287 | 245,563 |
| 11261800 | 63000 | PROFESSIONAL SERVICES | 8,000 | 0 | 0 | 0 | 0 |
| 11261800 | 63001 | OFFICIAL REPRESENTATION | 750 | 0 | 0 | 0 | 0 |
| 11261800 | 63100 | REPAIR AND MAINTENANCE | 38,783 | 2,209 | 0 | 2,500 | 0 |
| 11261800 | 63200 | PERSONNEL TRAINING COSTS | 32,225 | 0 | 0 | 0 | 0 |
| 11261800 | 63300 | CLEANING SERVICES | 180 | 650 | 0 | 0 | 0 |
| 11261800 | 64090 | COMMUNICATIONS | 1,319 | 0 | 0 | 0 | 0 |
| 11261800 | 64100 | PRINTING AND PHOTOCOPYING | 160 | 0 | 0 | 2,000 | 0 |
| 11261800 | 64800 | TRAVEL EXPENSES | 72,880 | 4,137 | 0 | 0 | 0 |
| 11261800 | 64900 | OTHER SERVICES & CHARGES | 3,692 | 0 | 0 | 0 | 0 |
| 11261800 | 65000 | OFFICE SUPPLIES | 5,744 | 1,127 | 0 | 7,080 | 0 |
| 11261800 | 65010 | OPERATIONAL SUPPLIES | 15,927 | 5,582 | 0 | 5,000 | 0 |
| 11261800 | 65020 | FOOD ITEMS | 14,021 | 242 | 0 | 1,500 | 0 |
| 11261800 | 65030 | FUEL & LUBRICATE | 4,736 | 378 | 0 | 10,000 | 0 |
| 11261800 | 65040 | FURNITURE & FIXTURES | 19,095 | 4,280 | 0 | 0 | 0 |
| 11261800 | 66000 | CAPITAL ASSETS | 240 | 0 | 0 | 0 | 0 |

COMMONWEALTH OF THE NORTHERN MARIANA ISLANDS

DEPARTMENT: OTHER OFFICES OF THE GOVERNOR AND LT. GOVERNOR

DIVISION: OFFICE OF YOUTH AFFAIRS

ORG: 11261800

| ORG | OBJECT | DESCRIPTION | 2022 ACTUAL | 2023 ACTUAL | 2024 BUDGET PL 23-09 | 2025 DEPARTMENT SUBMISSION | 2025 GOVERNOR'S PROPOSAL |
|---|--------------|-----------------------|----------------|----------------|----------------------------|----------------------------------|--------------------------------|
| 11261800 | 66010 | BUILDINGS | 22,030 | 0 | 0 | 0 | 0 |
| 11261800 | 66040 | MACHINERY | 0 | 3,385 | 0 | 0 | 0 |
| 11261800 | 66070 | TECHNOLOGY EQUIP | 14,120 | 7,452 | 0 | 0 | 0 |
| 11261800 | 69000 | OTHER EXPENSES | 1,479 | 0 | 2,532 | 0 | 0 |
| TOTAL OTHER EXPENSES | | | 255,383 | 29,442 | 2,532 | 28,080 | 0 |
| 11261800 | 64060 | UTILITIES | 0 | 0 | 0 | 0 | 0 |
| TOTAL PERSONNEL, OTHER EXPENSES, AND UTILITIES | | | 397,254 | 170,577 | 248,658 | 309,367 | 245,563 |
| 11261800 | 69010 | PUBLIC AUDITOR 1% FEE | 2,920 | 2,814 | 0 | 0 | 2,456 |
| GRAND TOTAL | | | 400,174 | 173,391 | 248,658 | 309,367 | 248,019 |
| NUMBER OF POSITIONS | | | 10 | 10 | 8 | 8 | 8 |

GENERAL FUND

Budget Year: 2025

Department: Other Offices of the Governor and Lt. Governor
Division/Activity: Youth Affairs Office
Org Code: 11261800

| NOP | Job Class Code | Position | Employee | Employee Number | Personnel Status Code | Pay Grade/Step | Annual Salary | Allocation Percent | Allocation Salary | Total Fringe Benefits | Total |
|----------|----------------|------------------------------|------------------------------|-----------------|-----------------------|----------------|---------------|--------------------|-------------------|-----------------------|----------------|
| 1 | 9129 | SPEC ASST FOR YOUTH SERVICES | DELBERT T. PUA | 1392 | AP | UNG | 45,000 | 87.50% | 39,375 | 6,497 | 45,872 |
| 1 | 1808 | ADMINISTRATIVE SPECIALIST | KEOLANI ROSE P. RIOS | 4597 | ES | UNG | 37,000 | 87.50% | 32,375 | 2,477 | 34,852 |
| 1 | 1781 | COMMUNITY RELATIONS COORD. | EDMOND H. BORJA | 804 | ES | UNG | 30,000 | 87.50% | 26,250 | 2,008 | 28,258 |
| 1 | 8992 | GROUNDS MAINTENANCE | IGNACIO MANUEL KAIPAT SANTOS | | ES | UNG | 25,000 | 87.50% | 21,875 | 1,673 | 23,548 |
| 1 | 2018 | PROGRAM COORDINATOR | ESTEVAN U. CRUZ JR | 3751 | ES | UNG | 28,000 | 87.50% | 24,500 | 1,874 | 26,374 |
| 1 | 8981 | YOUTH AFFAIRS REPRESENTATIVE | MONISSALYN I. BLAS | 3965 | ES | UNG | 40,000 | 87.50% | 35,000 | 2,678 | 37,678 |
| 1 | 2979 | YOUTH COMMUNITY ASSISTANT | BENSTER E. ALDAN | 4455 | ES | UNG | 25,000 | 87.50% | 21,875 | 1,673 | 23,548 |
| 1 | 2979 | YOUTH COMMUNITY ASSISTANT | EVELYN S. HERMOSILLA | 2369 | ES | UNG | 27,000 | 87.50% | 23,625 | 1,807 | 25,432 |
| | | | | | | | | | 224,875 | 20,688 | 245,563 |
| 8 | | | | | | | | | | | |

COMMONWEALTH OF THE NORTHERN MARIANA ISLANDS

DEPARTMENT: OTHER OFFICES OF THE GOVERNOR AND LT. GOVERNOR

DIVISION: OFFICE OF PLANNING AND DEVELOPMENT

ORG: 11260500

| ORG | OBJECT | DESCRIPTION | 2022 ACTUAL | 2023 ACTUAL | 2024 BUDGET PL 23-09 | 2025 DEPARTMENT SUBMISSION | 2025 GOVERNOR'S PROPOSAL |
|------------------------|--------|----------------------------|----------------|----------------|----------------------------|----------------------------------|--------------------------------|
| 11260500 | 61000 | WAGES & SALARIES | 106,969 | 82,439 | 221,226 | 229,915 | 226,146 |
| 11260500 | 61020 | HOLIDAY PAY | 0 | 3,795 | 0 | 0 | 0 |
| 11260500 | 62000 | FICA CONTRIBUTION | 6,632 | 5,337 | 0 | 14,255 | 14,021 |
| 11260500 | 62010 | MEDICARE CONTRIBUTION | 1,551 | 1,242 | 0 | 3,334 | 3,279 |
| 11260500 | 62100 | 401K EMPLOYER CONTRIBUTION | 1,275 | 736 | 0 | 9,197 | 0 |
| 11260500 | 62200 | HEALTH INSURANCE PREMIUM | 1,853 | 1,169 | 0 | 32,609 | 25,473 |
| 11260500 | 62211 | PERSONNEL INSURANCE | 0 | 22 | 0 | 4,138 | 2,243 |
| TOTAL PERSONNEL | | | 118,280 | 94,740 | 221,226 | 293,448 | 271,162 |
| 11260500 | 63000 | PROFESSIONAL SERVICES | 31,415 | 6,145 | 0 | 0 | 0 |
| 11260500 | 63100 | REPAIR AND MAINTENANCE | 6,821 | 765 | 0 | 3,000 | 0 |
| 11260500 | 63200 | PERSONNEL TRAINING COSTS | 4,325 | 0 | 0 | 0 | 0 |
| 11260500 | 63300 | CLEANING SERVICES | 11,200 | 5,000 | 0 | 9,060 | 0 |
| 11260500 | 64080 | DUES AND SUBSCRIPTIONS | 11,590 | 10,856 | 0 | 0 | 0 |
| 11260500 | 64090 | COMMUNICATIONS | 938 | 236 | 0 | 9,000 | 0 |
| 11260500 | 64100 | PRINTING AND PHOTOCOPYING | 2,344 | 420 | 0 | 0 | 0 |
| 11260500 | 64110 | ADVERTISING | 3,368 | 1,570 | 0 | 0 | 0 |
| 11260500 | 64720 | RENTAL-OFFICES | 4,500 | 920 | 0 | 0 | 0 |
| 11260500 | 64790 | RENTAL-OTHERS | 13,340 | 2,480 | 0 | 0 | 0 |
| 11260500 | 64800 | TRAVEL EXPENSES | 66,148 | 11,929 | 0 | 0 | 0 |
| 11260500 | 64900 | OTHER SERVICES & CHARGES | 2,473 | 550 | 0 | 0 | 0 |
| 11260500 | 65000 | OFFICE SUPPLIES | 261 | 2,318 | 0 | 2,000 | 0 |
| 11260500 | 65010 | OPERATIONAL SUPPLIES | 19,869 | 2,165 | 0 | 3,000 | 0 |
| 11260500 | 65020 | FOOD ITEMS | 320 | 0 | 0 | 0 | 0 |
| 11260500 | 65030 | FUEL & LUBRICATE | 1,286 | 152 | 0 | 2,640 | 0 |

COMMONWEALTH OF THE NORTHERN MARIANA ISLANDS

DEPARTMENT: OTHER OFFICES OF THE GOVERNOR AND LT. GOVERNOR

DIVISION: OFFICE OF PLANNING AND DEVELOPMENT

ORG: 11260500

| ORG | OBJECT | DESCRIPTION | 2022 ACTUAL | 2023 ACTUAL | 2024 BUDGET PL 23-09 | 2025 DEPARTMENT SUBMISSION | 2025 GOVERNOR'S PROPOSAL |
|---|--------|---------------------------|----------------|----------------|----------------------------|----------------------------------|--------------------------------|
| 11260500 | 65040 | FURNITURE & FIXTURES | 6,900 | 600 | 0 | 0 | 0 |
| 11260500 | 65900 | FREIGHT AND HANDLING | 3,223 | 0 | 0 | 0 | 0 |
| 11260500 | 66000 | CAPITAL ASSETS | 5,634 | 5,490 | 0 | 0 | 0 |
| 11260500 | 66020 | IMPROVEMENTS | 849 | 15,100 | 0 | 0 | 0 |
| 11260500 | 66060 | VEHICLES | 18,000 | 0 | 0 | 0 | 0 |
| 11260500 | 66070 | TECHNOLOGY EQUIP | 15,593 | 0 | 0 | 0 | 0 |
| 11260500 | 66900 | NON-CAPITAL ASSETS | 470 | 0 | 0 | 0 | 0 |
| 11260500 | 69000 | OTHER EXPENSES | 13,224 | 0 | 2,275 | 0 | 0 |
| 11260500 | 69110 | CONTRIBUTIONS / DONATIONS | 5,000 | 1,000 | 0 | 0 | 0 |
| TOTAL OTHER EXPENSES | | | 249,091 | 67,696 | 2,275 | 28,700 | 0 |
| 11260500 | 64060 | UTILITIES | 4,438 | 1,197 | 0 | 8,000 | 0 |
| TOTAL PERSONNEL, OTHER EXPENSES, AND UTILITIES | | | 371,809 | 163,633 | 223,501 | 330,148 | 271,162 |
| 11260500 | 69010 | PUBLIC AUDITOR 1% FEE | 2,250 | 2,347 | 0 | 0 | 2,712 |
| GRAND TOTAL | | | 374,059 | 165,980 | 223,501 | 330,148 | 273,874 |
| NUMBER OF POSITIONS | | | 5 | 5 | 5 | 8 | 5 |

GENERAL FUND

Budget Year: 2025

Department: Other Offices of the Governor and Lt. Governor
Division/Activity: Office of Planning and Development
Org Code: 11260500

| NOP | Job Class Code | Position | Employee | Employee Number | Personnel Status Code | Pay Grade/Step | Annual Salary | Allocation Percent | Allocation Salary | Total Fringe Benefits | Total |
|----------|----------------|----------------------------|-----------------------|-----------------|-----------------------|----------------|---------------|--------------------|-------------------|-----------------------|----------------|
| 1 | 0000 | PROJECT MANAGER (DIRECTOR) | ELIZABETH BALAJADIA | 2055 | ES | UNG | 120,000 | 20.00% | 24,000 | 3,697 | 27,697 |
| 1 | 9186 | DEPUTY DIRECTOR | CHRISTOPHER R. SABLAN | 4129 | ES | UNG | 65,000 | 87.50% | 56,875 | 15,502 | 72,377 |
| 1 | 1708 | PROJECT MANAGER | LEONARD . LEON | 1024 | ES | UNG | 50,000 | 50.00% | 25,000 | 3,655 | 28,655 |
| 1 | 5913 | CIVIL ENGINEER | MARIANO R. IGLECIAS | 2323 | ES | UNG | 115,000 | 87.50% | 100,625 | 20,660 | 121,285 |
| 1 | 1088 | PLANNER | MANUEL P. CAMACHO | 3753 | ES | UNG | 41,800 | 47.00% | 19,646 | 1,503 | 21,149 |
| 5 | | | | | | | | | 226,146 | 45,017 | 271,163 |

COMMONWEALTH OF THE NORTHERN MARIANA ISLANDS

DEPARTMENT: OTHER OFFICES OF THE GOVERNOR AND LT. GOVERNOR

DIVISION: OFFICE OF PAROLE BOARD

ORG: 11261300

| ORG | OBJECT | DESCRIPTION | 2022 ACTUAL | 2023 ACTUAL | 2024 BUDGET PL 23-09 | 2025 DEPARTMENT SUBMISSION | 2025 GOVERNOR'S PROPOSAL |
|------------------------|--------|----------------------------|----------------|----------------|----------------------------|----------------------------------|--------------------------------|
| 11261300 | 61000 | WAGES & SALARIES | 71,962 | 61,753 | 167,915 | 175,532 | 145,116 |
| 11261300 | 61010 | OVERTIME COMPENSATION | 454 | 74 | 0 | 0 | 0 |
| 11261300 | 61020 | HOLIDAY PAY | 96 | 1,866 | 0 | 0 | 0 |
| 11261300 | 62000 | FICA CONTRIBUTION | 4,496 | 3,949 | 0 | 10,883 | 8,997 |
| 11261300 | 62010 | MEDICARE CONTRIBUTION | 1,051 | 924 | 0 | 2,545 | 2,104 |
| 11261300 | 62100 | 401K EMPLOYER CONTRIBUTION | 1,379 | 1,210 | 0 | 2,454 | 0 |
| 11261300 | 62200 | HEALTH INSURANCE PREMIUM | 23,278 | 17,486 | 0 | 45,815 | 0 |
| 11261300 | 62211 | PERSONNEL INSURANCE | 148 | 88 | 0 | 3,160 | 0 |
| TOTAL PERSONNEL | | | 102,864 | 87,350 | 167,915 | 240,389 | 156,217 |
| 11261300 | 63000 | PROFESSIONAL SERVICES | 0 | 0 | 0 | 500 | 0 |
| 11261300 | 63100 | REPAIR AND MAINTENANCE | 1,557 | 224 | 0 | 10,000 | 0 |
| 11261300 | 63200 | PERSONNEL TRAINING COSTS | 0 | 0 | 0 | 20,000 | 0 |
| 11261300 | 64080 | DUES AND SUBSCRIPTIONS | 0 | 0 | 0 | 2,580 | 0 |
| 11261300 | 64090 | COMMUNICATIONS | 0 | 1,711 | 0 | 5,868 | 0 |
| 11261300 | 64100 | PRINTING AND PHOTOCOPYING | 0 | 430 | 0 | 516 | 0 |
| 11261300 | 64110 | ADVERTISING | 300 | 150 | 0 | 600 | 0 |
| 11261300 | 64800 | TRAVEL EXPENSES | 3,768 | 0 | 0 | 25,000 | 0 |
| 11261300 | 64900 | OTHER SERVICES & CHARGES | 750 | 0 | 0 | 0 | 0 |
| 11261300 | 65000 | OFFICE SUPPLIES | 169 | 0 | 0 | 10,000 | 0 |
| 11261300 | 65010 | OPERATIONAL SUPPLIES | 4,527 | 183 | 0 | 12,000 | 0 |
| 11261300 | 65030 | FUEL & LUBRICATE | 3,312 | 0 | 0 | 12,000 | 0 |
| 11261300 | 66000 | CAPITAL ASSETS | 4,058 | 0 | 0 | 0 | 0 |
| 11261300 | 66020 | IMPROVEMENTS | 94 | 0 | 0 | 0 | 0 |
| 11261300 | 69000 | OTHER EXPENSES | 0 | 0 | 1,722 | 0 | 0 |

COMMONWEALTH OF THE NORTHERN MARIANA ISLANDS

DEPARTMENT: OTHER OFFICES OF THE GOVERNOR AND LT. GOVERNOR

DIVISION: OFFICE OF PAROLE BOARD

ORG: 11261300

| ORG | OBJECT | DESCRIPTION | 2022 ACTUAL | 2023 ACTUAL | 2024 BUDGET PL 23-09 | 2025 DEPARTMENT SUBMISSION | 2025 GOVERNOR'S PROPOSAL |
|---|--------|-----------------------|----------------|----------------|----------------------------|----------------------------------|--------------------------------|
| 11261300 | 72100 | FY 21 EXPENSES | 0 | -8,422 | 0 | 0 | 0 |
| TOTAL OTHER EXPENSES | | | 18,534 | -5,724 | 1,722 | 99,064 | 0 |
| 11261300 | 64060 | UTILITIES | 1,000 | 407 | 0 | 3,000 | 0 |
| TOTAL PERSONNEL, OTHER EXPENSES, AND UTILITIES | | | 122,398 | 82,033 | 169,637 | 342,453 | 156,217 |
| 11261300 | 69010 | PUBLIC AUDITOR 1% FEE | 421 | 1,352 | 0 | 0 | 1,562 |
| GRAND TOTAL | | | 122,819 | 83,385 | 169,637 | 342,453 | 157,779 |
| NUMBER OF POSITIONS | | | 5 | 5 | 5 | 5 | 5 |

GENERAL FUND

Budget Year: 2025

Department: Other Offices of the Governor and Lt. Governor
Division/Activity: Office of Parole Board
Org Code: 11261300

| NOP | Job Class Code | Position | Employee | Employee Number | Personnel Status Code | Pay Grade/Step | Annual Salary | Allocation Percent | Allocation Salary | Total Fringe Benefits | Total |
|----------|----------------|----------------------|---------------------------|-----------------|-----------------------|----------------|---------------|--------------------|-------------------|-----------------------|----------------|
| 1 | 9182 | CHIEF PAROLE OFFICER | VACANT POSITION | | ES | UNG | 56,700 | 87.50% | 49,613 | 3,795 | 53,408 |
| 1 | 6105 | PAROLE OFFICER I | SHIRLENE C. LANIYO | 3688 | FT | PL07/3 | 22,280 | 87.50% | 19,495 | 1,491 | 20,986 |
| 1 | 6105 | PAROLE OFFICER I | VICENTE R. REPEKI | 4445 | FT | PL07/7 | 27,082 | 87.50% | 23,696 | 1,813 | 25,509 |
| 1 | 6107 | PAROLE OFFICER III | JASON JORDAN A. LIZAMA | 3737 | FT | PL11/4 | 28,436 | 87.50% | 24,881 | 1,903 | 26,785 |
| 1 | 6107 | PAROLE OFFICER III | VINCENT JESSEN M. TAITANO | 2830 | FT | PL11/6 | 31,350 | 87.50% | 27,431 | 2,099 | 29,530 |
| 5 | | | | | | | | | 145,116 | 11,101 | 156,218 |

COMMONWEALTH OF THE NORTHERN MARIANA ISLANDS

DEPARTMENT: OTHER OFFICES OF THE GOVERNOR AND LT. GOVERNOR

DIVISION: OFFICE OF GRANTS MANAGEMENT

ORG: 11261000

| ORG | OBJECT | DESCRIPTION | 2022 ACTUAL | 2023 ACTUAL | 2024 BUDGET PL 23-09 | 2025 DEPARTMENT SUBMISSION | 2025 GOVERNOR'S PROPOSAL |
|---|--------|------------------------------|----------------|----------------|----------------------------|----------------------------------|--------------------------------|
| 11510100 | 61000 | WAGES & SALARIES | 0 | 0 | 1 | 0 | 1 |
| 11510100 | 61010 | OVERTIME COMPENSATION | 0 | 0 | 0 | 0 | 0 |
| 11510100 | 61020 | HOLIDAY PAY | 0 | 0 | 0 | 0 | 0 |
| 11510100 | 62000 | FICA CONTRIBUTION | 0 | 0 | 0 | 0 | 0 |
| 11510100 | 62010 | MEDICARE CONTRIBUTION | 0 | 0 | 0 | 0 | 0 |
| 11510100 | 62100 | 401K EMPLOYER CONTRIBUTION | 0 | 0 | 0 | 0 | 0 |
| 11510100 | 62200 | HEALTH INSURANCE PREMIUM | 0 | 0 | 0 | 0 | 0 |
| 11510100 | 62211 | PERSONNEL INSURANCE | 0 | 0 | 0 | 0 | 0 |
| TOTAL PERSONNEL | | | 0 | 0 | 1 | 0 | 1 |
| 11261000 | 64070 | STORAGE AND HANDLING | 0 | 419 | 0 | 0 | 0 |
| 11261000 | 64110 | ADVERTISING | 75 | 1,225 | 0 | 0 | 0 |
| 11261000 | 65010 | OPERATIONAL SUPPLIES | 0 | 1,807 | 0 | 0 | 0 |
| 11261000 | 66900 | NON-CAPITAL ASSETS | 9,996 | 0 | 0 | 0 | 0 |
| 11261000 | 67000 | CONSTRUCTION IN PROGRESS EXP | 54,085 | 52,451 | 0 | 0 | 0 |
| 11261000 | 69000 | OTHER EXPENSES | 0 | 0 | 1 | | 1 |
| TOTAL OTHER EXPENSES | | | 64,156 | 55,902 | 1 | 0 | 1 |
| 11261000 | 64060 | UTILITIES | 190 | 0 | 0 | 0 | 0 |
| TOTAL PERSONNEL, OTHER EXPENSES, AND UTILITIES | | | 64,346 | 55,902 | 2 | 0 | 2 |
| 11261000 | 69010 | PUBLIC AUDITOR 1% FEE | 0 | 0 | 0 | 0 | 0 |
| GRAND TOTAL | | | 64,346 | 55,902 | 2 | 0 | 2 |
| NUMBER OF POSITIONS | | | 0 | 0 | 0 | 0 | 0 |

COMMONWEALTH OF THE NORTHERN MARIANA ISLANDS

DEPARTMENT: OTHER OFFICES OF THE GOVERNOR AND LT. GOVERNOR

DIVISION: PUBLIC DEFENDER OFFICE

ORG: 11261200

| ORG | OBJECT | DESCRIPTION | 2022 ACTUAL | 2023 ACTUAL | 2024 BUDGET PL 23-09 | 2025 DEPARTMENT SUBMISSION | 2025 GOVERNOR'S PROPOSAL |
|------------------------|--------|----------------------------|----------------|----------------|----------------------------|----------------------------------|--------------------------------|
| 11261200 | 61000 | WAGES & SALARIES | 394,180 | 243,202 | 452,986 | 530,000 | 406,875 |
| 11261200 | 61020 | HOLIDAY PAY | 0 | 5,372 | 0 | 0 | 0 |
| 11261200 | 61200 | BOARD & OTHER COMPENSATION | 2,070 | 0 | 0 | 0 | 0 |
| 11261200 | 62000 | FICA CONTRIBUTION | 24,568 | 15,412 | 0 | 32,860 | 25,226 |
| 11261200 | 62010 | MEDICARE CONTRIBUTION | 5,746 | 3,604 | 0 | 7,685 | 5,900 |
| 11261200 | 62100 | 401K EMPLOYER CONTRIBUTION | 5,551 | 3,499 | 0 | 69,172 | 5,775 |
| 11261200 | 62200 | HEALTH INSURANCE PREMIUM | 32,583 | 9,200 | 0 | 363,392 | 28,750 |
| 11261200 | 62211 | PERSONNEL INSURANCE | 1,559 | 1,046 | 0 | 9,540 | 2,268 |
| TOTAL PERSONNEL | | | 466,255 | 281,335 | 452,986 | 1,012,649 | 474,794 |
| 11261200 | 63000 | PROFESSIONAL SERVICES | -515 | 0 | 0 | 10,000 | 0 |
| 11261200 | 63100 | REPAIR AND MAINTENANCE | -7,143 | 0 | 0 | 30,000 | 0 |
| 11261200 | 63200 | PERSONNEL TRAINING COSTS | 0 | 0 | 0 | 25,000 | 0 |
| 11261200 | 63300 | CLEANING SERVICES | -4,030 | 0 | 0 | 6,500 | 0 |
| 11261200 | 63400 | RECRUITMENT/REPATRIATION | -21,822 | 25,381 | 0 | 40,000 | 0 |
| 11261200 | 64040 | LICENSES AND FEES | -500 | 0 | 0 | 1,250 | 0 |
| 11261200 | 64050 | INSURANCE | 0 | 0 | 0 | 6,000 | 0 |
| 11261200 | 64080 | DUES AND SUBSCRIPTIONS | -17,643 | 1,506 | 0 | 27,000 | 0 |
| 11261200 | 64090 | COMMUNICATIONS | -923 | 0 | 0 | 10,000 | 0 |
| 11261200 | 64100 | PRINTING AND PHOTOCOPYING | -3,113 | 0 | 0 | 3,000 | 0 |
| 11261200 | 64730 | RENTAL-OFFICE EQUIPMENT | 0 | 0 | 0 | 3,000 | 0 |
| 11261200 | 64800 | TRAVEL EXPENSES | -9,543 | -5,012 | 0 | 30,000 | 0 |
| 11261200 | 65000 | OFFICE SUPPLIES | -1,556 | 0 | 0 | 5,000 | 0 |
| 11261200 | 65010 | OPERATIONAL SUPPLIES | -4,238 | 917 | 0 | 5,000 | 0 |
| 11261200 | 65030 | FUEL & LUBRICATE | -527 | 249 | 0 | 2,500 | 0 |

COMMONWEALTH OF THE NORTHERN MARIANA ISLANDS

DEPARTMENT: OTHER OFFICES OF THE GOVERNOR AND LT. GOVERNOR

DIVISION: PUBLIC DEFENDER OFFICE

ORG: 11261200

| ORG | OBJECT | DESCRIPTION | 2022 ACTUAL | 2023 ACTUAL | 2024 BUDGET PL 23-09 | 2025 DEPARTMENT SUBMISSION | 2025 GOVERNOR'S PROPOSAL |
|---|--------|-----------------------------|----------------|----------------|----------------------------|----------------------------------|--------------------------------|
| 11261200 | 65040 | FURNITURE & FIXTURES | 0 | 0 | 0 | 10,000 | 0 |
| 11261200 | 65800 | BOOKS AND LIBRARY MATERIALS | 0 | 0 | 0 | 3,000 | 0 |
| 11261200 | 66000 | CAPITAL ASSETS | -3,275 | 1,019 | 0 | 0 | 0 |
| 11261200 | 66020 | IMPROVEMENTS | 8,292 | 0 | 0 | 10,000 | 0 |
| 11261200 | 66900 | NON-CAPITAL ASSETS | -150 | 0 | 0 | 0 | 0 |
| 11261200 | 67100 | PROJECT EXPENSES | 0 | 30 | 0 | 0 | 0 |
| 11261200 | 69000 | OTHER EXPENSES | 0 | 0 | 4,659 | 0 | 0 |
| TOTAL OTHER EXPENSES | | | -66,685 | 24,089 | 4,659 | 227,250 | 0 |
| 11261200 | 64060 | UTILITIES | -2,056 | 0 | 0 | 10,000 | 0 |
| TOTAL PERSONNEL, OTHER EXPENSES, AND UTILITIES | | | 397,513 | 305,424 | 457,645 | 1,249,899 | 474,794 |
| 11261200 | 69010 | PUBLIC AUDITOR 1% FEE | 2,074 | 4,516 | 0 | 7,500 | 4,748 |
| GRAND TOTAL | | | 399,587 | 309,940 | 457,645 | 1,257,399 | 479,542 |
| NUMBER OF POSITIONS | | | 8 | 9 | 9 | 9 | 9 |

GENERAL FUND

Budget Year: 2025

Department: Other Offices of the Governor and Lt. Governor
Division/Activity: Public Defender Office
Org Code: 11261200

| NOP | Job Class Code | Position | Employee | Employee Number | Personnel Status Code | Pay Grade/Step | Annual Salary | Allocation Percent | Allocation Salary | Total Fringe Benefits | Total |
|----------|----------------|---------------------------|-----------------------------|-----------------|-----------------------|----------------|---------------|--------------------|-------------------|-----------------------|----------------|
| 1 | 9099 | PUBLIC DEFENDER | DOUGLAS W. HARTIG | 3651 | AP | UNG | 80,000 | 87.50% | 70,000 | 9,415 | 79,415 |
| 1 | 1700 | LEGAL ASSISTANT | JOSEPH JORDAN C. JAVIER | 1505 | ES | UNG | 29,000 | 87.50% | 25,375 | 3,413 | 28,788 |
| 1 | 1888 | OFFICE MANAGER | JANELLE D. REYES | 2331 | ES | UNG | 40,000 | 87.50% | 35,000 | 2,678 | 37,678 |
| 1 | 9074 | EXECUTIVE ASSISTANT | LEIRAGMAL DOLORES S. SAURES | 3669 | ES | UNG | 35,000 | 87.50% | 30,625 | 4,119 | 34,744 |
| 1 | 9133 | ASSISTANT PUBLIC DEFENDER | KARIE E. COMSTOCK | 3678 | ES | UNG | 70,000 | 87.50% | 61,250 | 8,171 | 69,421 |
| 1 | 9133 | ASSISTANT PUBLIC DEFENDER | EMILY H. THOMSEN | 3684 | ES | UNG | 70,000 | 87.50% | 61,250 | 15,837 | 77,087 |
| 1 | 9133 | ASSISTANT PUBLIC DEFENDER | CHARLENE W. BROWN | 4114 | ES | UNG | 60,000 | 87.50% | 52,500 | 11,160 | 63,660 |
| 1 | 1700 | LEGAL ASSISTANT | ILEA L. NICHOLAS | 5958 | ES | UNG | 21,000 | 87.50% | 18,375 | 5,626 | 24,001 |
| 1 | 9133 | ASSISTANT PUBLIC DEFENDER | MOLLY K. DENNERT | 6018 | ES | UNG | 60,000 | 87.50% | 52,500 | 7,501 | 60,001 |
| 9 | | | | | | | | | 406,875 | 67,919 | 474,794 |

COMMONWEALTH OF THE NORTHERN MARIANA ISLANDS

DEPARTMENT: OTHER OFFICES OF THE GOVERNOR AND LT. GOVERNOR

DIVISION: CAROLINIAN AFFAIRS OFFICE

ORG: 11260200

| ORG | OBJECT | DESCRIPTION | 2022 ACTUAL | 2023 ACTUAL | 2024 BUDGET PL 23-09 | 2025 DEPARTMENT SUBMISSION | 2025 GOVERNOR'S PROPOSAL |
|---|--------------|------------------------------|----------------|----------------|----------------------------|----------------------------------|--------------------------------|
| 11260200 | 61000 | WAGES & SALARIES | 128,266 | 94,751 | 189,621 | 280,000 | 218,750 |
| 11260200 | 61020 | HOLIDAY PAY | 0 | 3,128 | 0 | 0 | 0 |
| 11260200 | 62000 | FICA CONTRIBUTION | 7,953 | 6,069 | 0 | 17,360 | 13,563 |
| 11260200 | 62010 | MEDICARE CONTRIBUTION | 1,860 | 1,419 | 0 | 4,060 | 3,172 |
| 11260200 | 62200 | HEALTH INSURANCE PREMIUM | 15,479 | 9,294 | 0 | 38,507 | 14,636 |
| 11260200 | 62211 | PERSONNEL INSURANCE | 662 | 236 | 0 | 5,040 | 473 |
| TOTAL PERSONNEL | | | 154,219 | 114,897 | 189,621 | 344,967 | 250,594 |
| 11260200 | 63000 | PROFESSIONAL SERVICES | 442 | 0 | 0 | 0 | 0 |
| 11260200 | 63100 | REPAIR AND MAINTENANCE | 6,014 | 268 | 0 | 0 | 0 |
| 11260200 | 63300 | CLEANING SERVICES | 860 | 950 | 0 | 0 | 0 |
| 11260200 | 64060 | UTILITIES | 8,500 | 0 | 0 | 0 | 0 |
| 11260200 | 64080 | DUES AND SUBSCRIPTIONS | 1,203 | 0 | 0 | 0 | 0 |
| 11260200 | 64090 | COMMUNICATIONS | 696 | 2,050 | 0 | 4,120 | 0 |
| 11260200 | 64900 | OTHER SERVICES & CHARGES | 0 | 455 | 0 | 0 | 0 |
| 11260200 | 65000 | OFFICE SUPPLIES | 2,475 | 303 | 0 | 0 | 0 |
| 11260200 | 65010 | OPERATIONAL SUPPLIES | 17,166 | 1,762 | 0 | 0 | 0 |
| 11260200 | 65030 | FUEL & LUBRICATE | 5,542 | 551 | 0 | 0 | 0 |
| 11260200 | 66070 | TECHNOLOGY EQUIP | 1,458 | 0 | 0 | 0 | 0 |
| 11260200 | 69000 | OTHER EXPENSES | 0 | 0 | 1,419 | 0 | 0 |
| TOTAL OTHER EXPENSES | | | 44,356 | 6,339 | 1,419 | 4,120 | 0 |
| 11260200 | 64060 | UTILITIES | 8,500 | 0 | 0 | 15,000 | 0 |
| TOTAL PERSONNEL, OTHER EXPENSES, AND UTILITIES | | | 207,075 | 121,236 | 191,040 | 364,087 | 250,594 |
| 11260200 | 69010 | PUBLIC AUDITOR 1% FEE | 1,880 | 1,773 | 0 | 0 | 2,506 |
| GRAND TOTAL | | | 208,955 | 123,009 | 191,040 | 364,087 | 253,100 |
| NUMBER OF POSITIONS | | | 8 | 8 | 8 | 10 | 10 |

GENERAL FUND

Budget Year: 2025

Department: Other Offices of the Governor and Lt. Governor
Division/Activity: Carolinian Affairs Office
Org Code: 11260200

| NOP | Job Class Code | Position | Employee | Employee Number | Personnel Status Code | Pay Grade/Step | Annual Salary | Allocation Percent | Allocation Salary | Total Fringe Benefits | Total |
|-----------|----------------|-------------------------------|--------------------------|-----------------|-----------------------|----------------|---------------|--------------------|-------------------|-----------------------|----------------|
| 1 | 9074 | EXECUTIVE ASSISTANT | FELIX R. NOGIS | 5892 | AP | UNG | 54,000 | 87.50% | 47,250 | 7,100 | 54,350 |
| 1 | 2018 | PROGRAM COORDINATOR | AGATHA K. KETEBENGANG | 2350 | ES | UNG | 33,000 | 87.50% | 28,875 | 13,360 | 42,235 |
| 1 | 2910 | COMMUNITY WORKER | JAMES L. ITIBUS | 2355 | ES | UNG | 22,000 | 87.50% | 19,250 | 1,473 | 20,723 |
| 1 | 1865 | FIELD OPERATIONS SUPERVISOR | JEFFREY M. RANGAMAR | 3488 | ES | UNG | 26,000 | 87.50% | 22,750 | 1,740 | 24,490 |
| 1 | 8985 | COMMUNITY OUTREACH SPECIALIST | GLENN ANTHONY L. RUBEN | 3489 | ES | UNG | 20,000 | 87.50% | 17,500 | 1,339 | 18,839 |
| 1 | 0401 | ADMINISTRATIVE ASSISTANT | JANEI CARISSA M. ATALIG | 6060 | ES | UNG | 22,000 | 87.50% | 19,250 | 1,473 | 20,723 |
| 1 | 8927 | MAINTENANCE WORKER | ALEX JOHANNES K. BORJA | 6177 | ES | UNG | 20,000 | 87.50% | 17,500 | 1,339 | 18,839 |
| 1 | 0401 | ADMINISTRATIVE ASSISTANT | IZAIAH THOMAS C. FALIG | 4709 | ES | UNG | 23,000 | 87.50% | 20,125 | 1,540 | 21,665 |
| 1 | 3355 | FISCAL OFFICER | VINCENT RAY M. RABULIMAN | 1260 | ES | UNG | 30,000 | 87.50% | 26,250 | 2,481 | 28,731 |
| 1 | | EXECUTIVE SECRETARY | NEW | | ES | UNG | 1 | 87.50% | 1 | 0 | 1 |
| 10 | | | | | | | | | 218,751 | 31,843 | 250,594 |

COMMONWEALTH OF THE NORTHERN MARIANA ISLANDS

DEPARTMENT: OTHER OFFICES OF THE GOVERNOR AND LT. GOVERNOR

DIVISION: INDIGENOUS AFFAIRS OFFICE

ORG: 11260800

| ORG | OBJECT | DESCRIPTION | 2022 ACTUAL | 2023 ACTUAL | 2024 BUDGET PL 23-09 | 2025 DEPARTMENT SUBMISSION | 2025 GOVERNOR'S PROPOSAL |
|------------------------|--------|-----------------------------|----------------|----------------|----------------------------|----------------------------------|--------------------------------|
| 11260800 | 61000 | WAGES & SALARIES | 87,540 | 34,079 | 112,242 | 167,200 | 102,550 |
| 11260800 | 61020 | HOLIDAY PAY | 0 | 2,251 | 0 | | |
| 11260800 | 61200 | BOARD & OTHER COMPENSATION | 151 | 0 | 0 | | |
| 11260800 | 62000 | FICA CONTRIBUTION | 5,437 | 2,252 | 0 | 10,366 | 6,358 |
| 11260800 | 62010 | MEDICARE CONTRIBUTION | 1,272 | 527 | 0 | 2,424 | 1,487 |
| 11260800 | 62100 | 401K EMPLOYER CONTRIBUTION | 1,512 | 283 | 0 | 2,800 | 700 |
| 11260800 | 62101 | RETIREMENT CONTRIBUTIONS | 0 | 0 | 0 | 12,960 | 11,340 |
| 11260800 | 62200 | HEALTH INSURANCE PREMIUM | 18,321 | 2,556 | 0 | 7,144 | 7,144 |
| 11260800 | 62211 | PERSONNEL INSURANCE | 1,446 | 228 | 0 | 778 | 680 |
| TOTAL PERSONNEL | | | 115,678 | 42,177 | 112,242 | 203,672 | 130,259 |
| 11260800 | 63000 | PROFESSIONAL SERVICES | 0 | 13,073 | 0 | 5,000 | 0 |
| 11260800 | 63100 | REPAIR AND MAINTENANCE | 0 | 763 | 0 | 5,000 | 0 |
| 11260800 | 64090 | COMMUNICATIONS | 0 | 1,180 | 0 | 2,000 | 0 |
| 11260800 | 64100 | PRINTING AND PHOTOCOPYING | 0 | 0 | 0 | 5,000 | 0 |
| 11260800 | 64110 | ADVERTISING | 0 | 0 | 0 | 10,000 | 0 |
| 11260800 | 64790 | RENTAL-OTHERS | 0 | 0 | 0 | 15,000 | 0 |
| 11260800 | 64800 | TRAVEL EXPENSES | 0 | 0 | 0 | 20,000 | 0 |
| 11260800 | 65000 | OFFICE SUPPLIES | 0 | 0 | 0 | 3,000 | 0 |
| 11260800 | 65010 | OPERATIONAL SUPPLIES | 229 | 1,289 | 0 | 2,000 | 0 |
| 11260800 | 65020 | FOOD ITEMS | 0 | 0 | 0 | 2,000 | 0 |
| 11260800 | 65030 | FUEL & LUBRICATE | 559 | 0 | 0 | 3,000 | 0 |
| 11260800 | 65800 | BOOKS AND LIBRARY MATERIALS | 0 | 0 | 0 | 1,000 | 0 |
| 11260800 | 65900 | FREIGHT AND HANDLING | 0 | 0 | 0 | 2,000 | 0 |
| 11260800 | 66040 | MACHINERY | 0 | 0 | 0 | 0 | 0 |

COMMONWEALTH OF THE NORTHERN MARIANA ISLANDS

DEPARTMENT: OTHER OFFICES OF THE GOVERNOR AND LT. GOVERNOR

DIVISION: INDIGENOUS AFFAIRS OFFICE

ORG: 11260800

| ORG | OBJECT | DESCRIPTION | 2022 ACTUAL | 2023 ACTUAL | 2024 BUDGET PL 23-09 | 2025 DEPARTMENT SUBMISSION | 2025 GOVERNOR'S PROPOSAL |
|---|--------|-----------------------|----------------|----------------|----------------------------|----------------------------------|--------------------------------|
| 11260800 | 66070 | TECHNOLOGY EQUIP | 0 | 7,480 | 0 | 10,000 | 0 |
| 11260800 | 69000 | OTHER EXPENSES | 0 | 0 | 1,155 | 0 | 0 |
| TOTAL OTHER EXPENSES | | | 788 | 23,785 | 1,155 | 85,000 | 0 |
| 11260800 | 64060 | UTILITIES | 0 | 5,000 | 0 | 7,500 | 0 |
| TOTAL PERSONNEL, OTHER EXPENSES, AND UTILITIES | | | 116,466 | 70,963 | 113,397 | 296,172 | 130,259 |
| 11260800 | 69010 | PUBLIC AUDITOR 1% FEE | 1,905 | 1,283 | 0 | 1,015 | 1,303 |
| GRAND TOTAL | | | 118,371 | 72,246 | 113,397 | 297,187 | 131,562 |
| NUMBER OF POSITIONS | | | 5 | 5 | 5 | 6 | 4 |

GENERAL FUND

Budget Year: 2025

Department: Other Offices of the Governor and Lt. Governor
Division/Activity: Indigenous Affairs Office
Org Code: 11260800

| NOP | Job Class Code | Position | Employee | Employee Number | Personnel Status Code | Pay Grade/Step | Annual Salary | Allocation Percent | Allocation Salary | Total Fringe Benefits | Total |
|----------|----------------|---|-------------------|-----------------|-----------------------|----------------|---------------|--------------------|-------------------|-----------------------|----------------|
| 1 | | RESIDENT EXECUTIVE FOR INDIGENOUS AFFAIRS | LOUELLA MARCIANO | | ES | UNG | 43,200 | 87.50% | 37,800 | 22,056 | 59,856 |
| 1 | 3013 | PROGRAM MANAGER | MELANIE T. WENNIO | 6010 | ES | UNG | 30,000 | 87.50% | 26,250 | 2,008 | 28,258 |
| 1 | 9989 | INDIGENOUS AFFAIRS REP. | JOAQUIN T. REYES | | ES | UNG | 24,000 | 87.50% | 21,000 | 1,607 | 22,607 |
| 1 | | CULTURAL RESOURCE SPECIALIST | EDWARD I BLAS JR. | | ES | UNG | 20,000 | 87.50% | 17,500 | 2,039 | 19,539 |
| | | | | | | | | | 102,550 | 27,709 | 130,259 |
| 4 | | | | | | | | | | | |

COMMONWEALTH OF THE NORTHERN MARIANA ISLANDS

DEPARTMENT: OTHER OFFICES OF THE GOVERNOR AND LT. GOVERNOR

DIVISION: VETERAN'S AFFAIRS OFFICE

ORG: 11261400

| ORG | OBJECT | DESCRIPTION | 2022 ACTUAL | 2023 ACTUAL | 2024 BUDGET PL 23-09 | 2025 DEPARTMENT SUBMISSION | 2025 GOVERNOR'S PROPOSAL |
|------------------------|--------|----------------------------|----------------|----------------|----------------------------|----------------------------------|--------------------------------|
| 11261400 | 61000 | WAGES & SALARIES | 173,143 | 119,633 | 243,541 | 335,000 | 214,638 |
| 11261400 | 61010 | OVERTIME COMPENSATION | 648 | 486 | 0 | 0 | 0 |
| 11261400 | 61020 | HOLIDAY PAY | 605 | 5,647 | 0 | 0 | 0 |
| 11261400 | 61200 | BOARD & OTHER COMPENSATION | 1,692 | 0 | 0 | 0 | 0 |
| 11261400 | 62000 | FICA CONTRIBUTION | 10,917 | 7,797 | 0 | 20,770 | 13,308 |
| 11261400 | 62010 | MEDICARE CONTRIBUTION | 2,553 | 1,824 | 0 | 4,858 | 3,112 |
| 11261400 | 62100 | 401K EMPLOYER CONTRIBUTION | 1,139 | 833 | 0 | 7,920 | 1,330 |
| 11261400 | 62101 | RETIREMENT CONTRIBUTIONS | 12,533 | 4,018 | 0 | 20,565 | 0 |
| 11261400 | 62200 | HEALTH INSURANCE PREMIUM | 4,519 | 3,196 | 0 | 77,534 | 6,970 |
| 11261400 | 62211 | PERSONNEL INSURANCE | 1,344 | 1,004 | 0 | 6,030 | 1,737 |
| TOTAL PERSONNEL | | | 209,094 | 144,435 | 243,541 | 472,677 | 241,095 |
| 11261400 | 63100 | REPAIR AND MAINTENANCE | 223 | 935 | 0 | 12,000 | 0 |
| 11261400 | 63200 | PERSONNEL TRAINING COSTS | 0 | 0 | 0 | 50,000 | 0 |
| 11261400 | 63300 | CLEANING SERVICES | 0 | 290 | 0 | 0 | 0 |
| 11261400 | 64060 | UTILITIES | 0 | 0 | 0 | 24,200 | 0 |
| 11261400 | 64090 | COMMUNICATIONS | 1,798 | 0 | 0 | 7,200 | 0 |
| 11261400 | 64100 | PRINTING AND PHOTOCOPYING | 0 | 90 | 0 | 2,500 | 0 |
| 11261400 | 64790 | RENTAL-OTHERS | 0 | 12,250 | 0 | 10,000 | 0 |
| 11261400 | 64800 | TRAVEL EXPENSES | 1,350 | 278 | 0 | 20,000 | 0 |
| 11261400 | 64900 | OTHER SERVICES & CHARGES | 0 | 0 | 0 | 20,000 | 0 |
| 11261400 | 65000 | OFFICE SUPPLIES | 0 | 466 | 0 | 5,000 | 0 |
| 11261400 | 65010 | OPERATIONAL SUPPLIES | 14,850 | 18,997 | 0 | 25,000 | 0 |
| 11261400 | 65020 | FOOD ITEMS | 0 | 920 | 0 | 0 | 0 |
| 11261400 | 65030 | FUEL & LUBRICATE | 359 | 1,279 | 0 | 50,000 | 0 |

COMMONWEALTH OF THE NORTHERN MARIANA ISLANDS

DEPARTMENT: OTHER OFFICES OF THE GOVERNOR AND LT. GOVERNOR

DIVISION: VETERAN'S AFFAIRS OFFICE

ORG: 11261400

| ORG | OBJECT | DESCRIPTION | 2022 ACTUAL | 2023 ACTUAL | 2024 BUDGET PL 23-09 | 2025 DEPARTMENT SUBMISSION | 2025 GOVERNOR'S PROPOSAL |
|---|--------------|------------------------------|----------------|----------------|----------------------------|----------------------------------|--------------------------------|
| 11261400 | 65040 | FURNITURE & FIXTURES | 2,640 | 0 | 0 | 0 | 0 |
| 11261400 | 66020 | IMPROVEMENTS | 9,885 | 0 | 0 | 25,000 | 0 |
| 11261400 | 66040 | MACHINERY | 0 | 0 | 0 | 10,000 | 0 |
| 11261400 | 67100 | PROJECT EXPENSES | 0 | 0 | 0 | 6,000 | 0 |
| 11261400 | 69000 | OTHER EXPENSES | 0 | 2,217 | 2,505 | 0 | 0 |
| TOTAL OTHER EXPENSES | | | 31,105 | 37,722 | 2,505 | 266,900 | 0 |
| 11261400 | 64060 | UTILITIES | 0 | 0 | 0 | 0 | 0 |
| TOTAL PERSONNEL, OTHER EXPENSES, AND UTILITIES | | | 240,198 | 182,157 | 246,046 | 739,577 | 241,095 |
| 11261400 | 69010 | PUBLIC AUDITOR 1% FEE | 291 | 2,835 | 0 | 0 | 2,411 |
| GRAND TOTAL | | | 240,489 | 184,992 | 246,046 | 739,577 | 243,506 |
| NUMBER OF POSITIONS | | | 6 | 6 | 6 | 9 | 6 |

GENERAL FUND

Budget Year: 2025

Department: Other Offices of the Governor and Lt. Governor
Division/Activity: Veteran's Affairs Office
Org Code: 11261400

| NOP | Job Class Code | Position | Employee | Employee Number | Personnel Status Code | Pay Grade/Step | Annual Salary | Allocation Percent | Allocation Salary | Total Fringe Benefits | Total |
|----------|----------------|-------------------------------|------------------------|-----------------|-----------------------|----------------|---------------|--------------------|-------------------|-----------------------|----------------|
| 1 | 9075 | EXECUTIVE DIRECTOR | FRANCES L. SABLAN | 5902 | AP | UNG | 54,000 | 87.50% | 47,250 | 7,950 | 55,200 |
| 1 | 2018 | PROGRAM COORDINATOR | JERAD N. ATALIG | 3657 | ES | UNG | 38,000 | 87.50% | 33,250 | 3,874 | 37,124 |
| 1 | 2309 | VETERAN'S AFFAIRS OFFICER | BERNADITA B. DELA CRUZ | 3682 | FT | PL18/11 | 56,301 | 87.50% | 49,263 | 8,140 | 57,403 |
| 1 | 2311 | VETERANS AFFAIRS COORDINATOR | JOHN D. ATTAO | 4464 | ES | UNG | 38,000 | 87.50% | 33,250 | 2,544 | 35,794 |
| 1 | 8920 | GROUPS MAINTENANCE SUPERVISOR | BENJAMIN B. LEE | 4706 | ES | UNG | 30,000 | 87.50% | 26,250 | 2,008 | 28,258 |
| 1 | 8992 | GROUPS MAINTENANCE | PATRICK R. QUITUGUA | 6014 | ES | UNG | 29,000 | 87.50% | 25,375 | 1,941 | 27,316 |
| 6 | | | | | | | | | 214,638 | 26,457 | 241,095 |

COMMONWEALTH OF THE NORTHERN MARIANA ISLANDS

DEPARTMENT: OTHER OFFICES OF THE GOVERNOR AND LT. GOVERNOR
DIVISION: WOMEN'S AFFAIRS OFFICE
ORG: 11261600

| ORG | OBJECT | DESCRIPTION | 2022 | 2023 | 2024 | 2025 | 2025 |
|---|--------|---------------------------|---------------|---------------|--------------------|--------------------------|------------------------|
| | | | ACTUAL | ACTUAL | BUDGET PL 23-09 | DEPARTMENT SUBMISSION | GOVERNOR'S PROPOSAL |
| 11261600 | 61000 | WAGES & SALARIES | 38,615 | 33,396 | 130,436 | 136,200 | 119,175 |
| 11261600 | 61020 | HOLIDAY PAY | 0 | 751 | 0 | 0 | 0 |
| 11261600 | 62000 | FICA CONTRIBUTION | 2,394 | 2,117 | 0 | 8,444 | 7,389 |
| 11261600 | 62010 | MEDICARE CONTRIBUTION | 560 | 495 | 0 | 1,975 | 1,728 |
| 11261600 | 62211 | PERSONNEL INSURANCE | 607 | 495 | 0 | 2,092 | 1,830 |
| TOTAL PERSONNEL | | | 42,176 | 37,254 | 130,436 | 148,711 | 130,122 |
| 11261600 | 63100 | REPAIR AND MAINTENANCE | 0 | 726 | 0 | 0 | 0 |
| 11261600 | 64100 | PRINTING AND PHOTOCOPYING | 0 | 180 | 0 | 500 | 0 |
| 11261600 | 64800 | TRAVEL EXPENSES | 528 | 0 | 0 | 0 | 0 |
| 11261600 | 65000 | OFFICE SUPPLIES | 0 | 3,110 | 0 | 3,000 | 0 |
| 11261600 | 65010 | OPERATIONAL SUPPLIES | 0 | 9,645 | 0 | 5,000 | 0 |
| 11261600 | 65020 | FOOD ITEMS | 0 | 1,144 | 0 | 1,000 | 0 |
| 11261600 | 65030 | FUEL & LUBRICATE | 0 | 3,138 | 0 | 2,000 | 0 |
| 11261600 | 65040 | FURNITURE & FIXTURES | 0 | 2,379 | 0 | 2,500 | 0 |
| 11261600 | 66040 | MACHINERY | 0 | 0 | 0 | 0 | 0 |
| 11261600 | 66070 | TECHNOLOGY EQUIP | 0 | 1,398 | 0 | 2,500 | 0 |
| 11261600 | 69000 | OTHER EXPENSES | 0 | 0 | 1,342 | 0 | 0 |
| TOTAL OTHER EXPENSES | | | 528 | 21,720 | 1,342 | 16,500 | 0 |
| 11261600 | 64060 | UTILITIES | 0 | 0 | 0 | 0 | 0 |
| TOTAL PERSONNEL, OTHER EXPENSES, AND UTILITIES | | | 42,704 | 58,974 | 131,778 | 165,211 | 130,122 |
| 11261600 | 69010 | PUBLIC AUDITOR 1% FEE | 2,735 | 1,178 | 0 | 0 | 1,301 |
| GRAND TOTAL | | | 45,439 | 60,152 | 131,778 | 165,211 | 131,423 |
| NUMBER OF POSITIONS | | | 4 | 4 | 4 | 4 | 4 |

GENERAL FUND

Budget Year: 2025

Department: Other Offices of the Governor and Lt. Governor
Division/Activity: Women's Affairs Office
Org Code: 11261600

| NOP | Job Class Code | Position | Employee | Employee Number | Personnel Status Code | Pay Grade/Step | Annual Salary | Allocation Percent | Allocation Salary | Total Fringe Benefits | Total |
|----------|----------------|-------------------------------|-------------------|-----------------|-----------------------|----------------|---------------|--------------------|-------------------|-----------------------|----------------|
| 1 | 9117 | SPEC ASST FOR WOMEN'S AFFAIRS | BARBARA T. SABLAN | 6006 | AP | UNG | 43,200 | 87.50% | 37,800 | 3,572 | 41,372 |
| 1 | 1902 | PROJECT COORDINATOR | JULITA A. OMAR | 6080 | ES | UNG | 35,000 | 87.50% | 30,625 | 2,894 | 33,519 |
| 1 | 0401 | ADMINISTRATIVE ASSISTANT | JOANNIE S. LANIYO | 6140 | ES | UNG | 20,000 | 87.50% | 17,500 | 1,339 | 18,839 |
| 1 | | PROGRAM COORDINATOR | DIOSALYN MATAGOLA | | ES | UNG | 38,000 | 87.50% | 33,250 | 3,142 | 36,392 |
| | | | | | | | | | 119,175 | 10,947 | 130,122 |
| 4 | | | | | | | | | | | |

COMMONWEALTH OF THE NORTHERN MARIANA ISLANDS

DEPARTMENT: OTHER OFFICES OF THE GOVERNOR AND LT. GOVERNOR

DIVISION: ENVIRONMENTAL QUALITY - SAIPAN

ORG: 11261900

| ORG | OBJECT | DESCRIPTION | 2022 ACTUAL | 2023 ACTUAL | 2024 BUDGET PL 23-09 | 2025 DEPARTMENT SUBMISSION | 2025 GOVERNOR'S PROPOSAL |
|---|--------|-----------------------|----------------|----------------|----------------------------|----------------------------------|--------------------------------|
| 11261900 | 61000 | WAGES & SALARIES | 4,197 | 7,319 | 44,056 | 22,000 | 21,000 |
| 11261900 | 61020 | HOLIDAY PAY | 0 | 326 | 0 | 1,364 | 1,302 |
| 11261900 | 62000 | FICA CONTRIBUTION | 260 | 474 | 0 | 319 | 305 |
| 11261900 | 62010 | MEDICARE CONTRIBUTION | 61 | 111 | 0 | 396 | 840 |
| TOTAL PERSONNEL | | | 4,518 | 8,230 | 44,056 | 24,079 | 23,447 |
| 11261900 | 64720 | RENTAL-OFFICES | 0 | 7,946 | 0 | 85,000 | 0 |
| 11261900 | 64800 | TRAVEL EXPENSES | 0 | 616 | 0 | 0 | 0 |
| 11261900 | 65000 | OFFICE SUPPLIES | 0 | 0 | 0 | 150 | 0 |
| 11261900 | 65010 | OPERATIONAL SUPPLIES | 0 | 711 | 0 | 150 | 0 |
| 11261900 | 65030 | FUEL & LUBRICATE | 0 | 0 | 0 | 300 | 0 |
| 11261900 | 69000 | OTHER EXPENSES | 0 | 0 | 454 | 0 | 0 |
| TOTAL OTHER EXPENSES | | | 0 | 9,273 | 454 | 85,600 | 0 |
| 11261900 | 64060 | UTILITIES | 0 | 0 | 0 | 0 | 0 |
| TOTAL PERSONNEL, OTHER EXPENSES, AND UTILITIES | | | 4,518 | 17,503 | 44,510 | 109,679 | 23,447 |
| 11261900 | 69010 | PUBLIC AUDITOR 1% FEE | 1,651 | 823 | 0 | 1,097 | 234 |
| GRAND TOTAL | | | 6,169 | 18,326 | 44,510 | 110,776 | 23,681 |
| NUMBER OF POSITIONS | | | 4 | 7 | 7 | 1 | 1 |

Budget Year: 2025

Department: Other Offices of the Governor and Lt. Governor
Division/Activity: Enviromental Quality - Saipan
Org Code: 11261900

| NOP | Job Class Code | Position | Employee | Employee Number | Personnel Status Code | Pay Grade/Step | Annual Salary | Allocation Percent | Allocation Salary | Total Fringe Benefits | Total |
|----------|----------------|------------------------|-------------------|-----------------|-----------------------|----------------|---------------|--------------------|-------------------|-----------------------|---------------|
| 1 | 3060 | LITTER CONTROL OFFICER | INAS JOE T. ALDAN | 6052 | ES | UNG | 24,000 | 87.50% | 21,000 | 2,447 | 23,447 |
| 1 | | | | | | | | | 21,000 | 2,447 | 23,447 |

COMMONWEALTH OF THE NORTHERN MARIANA ISLANDS

DEPARTMENT: OTHER OFFICES OF THE GOVERNOR AND LT. GOVERNOR
DIVISION: ZONING BOARD
ORG: 11262200

| ORG | OBJECT | DESCRIPTION | 2022 ACTUAL | 2023 ACTUAL | 2024 BUDGET PL 23-09 | 2025 DEPARTMENT SUBMISSION | 2025 GOVERNOR'S PROPOSAL |
|---|--------|----------------------------|----------------|----------------|----------------------------|----------------------------------|--------------------------------|
| 11262200 | 61000 | WAGES & SALARIES | 151,627 | 106,098 | 183,065 | 332,500 | 176,566 |
| 11262200 | 61020 | HOLIDAY PAY | 0 | 428 | 0 | 0 | 0 |
| 11262200 | 62000 | FICA CONTRIBUTION | 9,401 | 6,604 | 0 | 20,615 | 10,947 |
| 11262200 | 62010 | MEDICARE CONTRIBUTION | 2,199 | 1,544 | 0 | 4,821 | 2,560 |
| 11260400 | 62100 | 401K EMPLOYER CONTRIBUTION | 0 | 0 | 0 | 0 | 1,158 |
| 11262200 | 62200 | HEALTH INSURANCE PREMIUM | 10,730 | 1,988 | 0 | 24,278 | 18,295 |
| 11262200 | 62211 | PERSONNEL INSURANCE | 1,026 | 889 | 0 | 3,369 | 1,287 |
| TOTAL PERSONNEL | | | 174,983 | 117,552 | 183,065 | 385,583 | 210,813 |
| 11262200 | 64090 | COMMUNICATIONS | 0 | 0 | 0 | 20,400 | 0 |
| 11262200 | 64100 | PRINTING AND PHOTOCOPYING | 0 | 0 | 0 | 5,000 | 0 |
| 11262200 | 64110 | ADVERTISING | 0 | 0 | 0 | 14,400 | 0 |
| 11262200 | 64730 | RENTAL-OFFICE EQUIPMENT | 760 | 0 | 0 | 0 | 0 |
| 11262200 | 65000 | OFFICE SUPPLIES | 0 | 0 | 0 | 1,000 | 0 |
| 11262200 | 65010 | OPERATIONAL SUPPLIES | 0 | 0 | 0 | 1,500 | 0 |
| 11262200 | 65030 | FUEL & LUBRICATE | 0 | 0 | 0 | 6,000 | 0 |
| 11262200 | 69000 | OTHER EXPENSES | 0 | 0 | 1,883 | 0 | 0 |
| TOTAL OTHER EXPENSES | | | 760 | 0 | 1,883 | 48,300 | 0 |
| 11262200 | 64060 | UTILITIES | 0 | 0 | 0 | 20,400 | 0 |
| TOTAL PERSONNEL, OTHER EXPENSES, AND UTILITIES | | | 175,743 | 117,552 | 184,948 | 454,283 | 210,813 |
| 11262200 | 69010 | PUBLIC AUDITOR 1% FEE | 17,228 | 1,929 | 0 | 0 | 2,108 |
| GRAND TOTAL | | | 192,971 | 119,481 | 184,948 | 454,283 | 212,921 |
| NUMBER OF POSITIONS | | | 6 | 6 | 6 | 9 | 6 |

GENERAL FUND

Budget Year: 2025

Department: Other Offices of the Governor and Lt. Governor
Division/Activity: Zoning Board
Org Code: 11262200

| NOP | Job Class Code | Position | Employee | Employee Number | Personnel Status Code | Pay Grade/Step | Annual Salary | Allocation Percent | Allocation Salary | Total Fringe Benefits | Total |
|----------|----------------|---------------------------|---------------------------|-----------------|-----------------------|----------------|---------------|--------------------|-------------------|-----------------------|----------------|
| 1 | 1858 | ENFORCEMENT OFFICER I | DORIS A. DELEON GUERRERO | 3546 | ES | UNG | 26,000 | 87.50% | 22,750 | 1,740 | 24,490 |
| 1 | 1895 | PERMIT MANAGER | WALTER L. ZACHRIAS | 3548 | ES | UNG | 36,400 | 87.00% | 31,668 | 2,423 | 34,091 |
| 1 | 8423 | PERMIT OFFICER I | JULIA FAUSTINA A. KAPILEO | 3549 | ES | UNG | 29,120 | 87.00% | 25,334 | 1,938 | 27,272 |
| 1 | 8423 | PERMIT OFFICER I | JAMES B. SASAMOTO | 3551 | ES | UNG | 29,120 | 87.00% | 25,334 | 1,938 | 27,272 |
| 1 | 1144 | ADMINISTRATIVE OFFICER | NAOMI T. SANTOS | 3552 | ES | UNG | 33,280 | 87.00% | 28,954 | 15,045 | 43,999 |
| 1 | 1842 | CHIEF ENFORCEMENT OFFICER | YUBERT M. ALEPUYO | 3553 | ES | UNG | 48,880 | 87.00% | 42,526 | 11,162 | 53,688 |
| 6 | | | | | | | | | 176,566 | 34,247 | 210,813 |

COMMONWEALTH OF THE NORTHERN MARIANA ISLANDS

DEPARTMENT: OTHER OFFICES OF THE GOVERNOR AND LT. GOVERNOR

DIVISION: CRIMINAL JUSTICE PLANNING AGENCY

ORG: 11260400

| ORG | OBJECT | DESCRIPTION | 2022 ACTUAL | 2023 ACTUAL | 2024 BUDGET PL 23-09 | 2025 DEPARTMENT SUBMISSION | 2025 GOVERNOR'S PROPOSAL |
|---|--------|----------------------------|----------------|----------------|----------------------------|----------------------------------|--------------------------------|
| 11260400 | 61000 | WAGES & SALARIES | 55,744 | 21,139 | 120,668 | 126,000 | 110,250 |
| 11260400 | 61020 | HOLIDAY PAY | 0 | 423 | 0 | 0 | 0 |
| 11260400 | 62000 | FICA CONTRIBUTION | 3,456 | 1,337 | 0 | 7,812 | 6,836 |
| 11260400 | 62010 | MEDICARE CONTRIBUTION | 808 | 313 | 0 | 1,827 | 1,599 |
| 11260400 | 62100 | 401K EMPLOYER CONTRIBUTION | 1,006 | 261 | 0 | 0 | 0 |
| 11260400 | 62200 | HEALTH INSURANCE PREMIUM | 12,952 | 1,983 | 0 | 0 | 0 |
| 11260400 | 62211 | PERSONNEL INSURANCE | 666 | 91 | 0 | 0 | 0 |
| TOTAL PERSONNEL | | | 74,633 | 25,545 | 120,668 | 135,639 | 118,685 |
| 11260400 | 63100 | REPAIR AND MAINTENANCE | 0 | 0 | 0 | 300 | 0 |
| 11260400 | 64800 | TRAVEL EXPENSES | 0 | 340 | 0 | 0 | 0 |
| 11260400 | 65030 | FUEL & LUBRICATE | 0 | 0 | 0 | 300 | 0 |
| 11260400 | 69000 | OTHER EXPENSES | 0 | 0 | 1,241 | 0 | 0 |
| TOTAL OTHER EXPENSES | | | 0 | 340 | 1,241 | 600 | 0 |
| 11260400 | 64060 | UTILITIES | 0 | 0 | 0 | 3,000 | 0 |
| TOTAL PERSONNEL, OTHER EXPENSES, AND UTILITIES | | | 74,633 | 25,885 | 121,909 | 139,239 | 118,685 |
| 11260400 | 69010 | PUBLIC AUDITOR 1% FEE | 1,050 | 963 | 0 | 0 | 1,187 |
| GRAND TOTAL | | | 75,683 | 26,848 | 121,909 | 139,239 | 119,872 |
| NUMBER OF POSITIONS | | | 3 | 3 | 3 | 3 | 3 |

GENERAL FUND

Budget Year: 2025

Department: Other Offices of the Governor and Lt. Governor
Division/Activity: Criminal Justice Planning Agency (CJPA)
Org Code: 11260400

| NOP | Job Class Code | Position | Employee | Employee Number | Personnel Status Code | Pay Grade/Step | Annual Salary | Allocation Percent | Allocation Salary | Total Fringe Benefits | Total |
|----------|----------------|--------------------------|-------------------------|-----------------|-----------------------|----------------|---------------|--------------------|-------------------|-----------------------|----------------|
| 1 | 1787 | GRANT COMPLIANCE OFFICER | KONRAD M. REYES JR. | 4697 | ES | UNG | 38,000 | 87.50% | 33,250 | 2,544 | 35,794 |
| 1 | 9075 | EXECUTIVE DIRECTOR | PAUL GILBERT P. TENORIO | 5931 | AP | UNG | 50,000 | 87.50% | 43,750 | 3,347 | 47,097 |
| 1 | 0023 | ADMINISTRATIVE ASSISTANT | FRANCINE PALOMO | | ES | UNG | 38,000 | 87.50% | 33,250 | 2,544 | 35,794 |
| 3 | | | | | | | | | 110,250 | 8,434 | 118,684 |

COMMONWEALTH OF THE NORTHERN MARIANA ISLANDS

DEPARTMENT: OTHER OFFICES OF THE GOVERNOR AND LT. GOVERNOR

DIVISION: VOCATIONAL REHABILITATION SERVICES

ORG: 11261500

| ORG | OBJECT | DESCRIPTION | 2022 ACTUAL | 2023 ACTUAL | 2024 BUDGET PL 23-09 | 2025 DEPARTMENT SUBMISSION | 2025 GOVERNOR'S PROPOSAL |
|------------------------|--------|----------------------------|----------------|----------------|----------------------------|----------------------------------|--------------------------------|
| 11261500 | 61000 | WAGES & SALARIES | 0 | 0 | 0 | 0 | 0 |
| 11261500 | 61020 | HOLIDAY PAY | 0 | 0 | 0 | 0 | 0 |
| 11261500 | 62000 | FICA CONTRIBUTION | 0 | 0 | 0 | 0 | 0 |
| 11261500 | 62010 | MEDICARE CONTRIBUTION | 0 | 0 | 0 | 0 | 0 |
| 11261500 | 62100 | 401K EMPLOYER CONTRIBUTION | 0 | 0 | 0 | 0 | 0 |
| 11261500 | 62200 | HEALTH INSURANCE PREMIUM | 0 | 0 | 0 | 0 | 0 |
| 11261500 | 62211 | PERSONNEL INSURANCE | 0 | 0 | 0 | 0 | 0 |
| TOTAL PERSONNEL | | | 0 | 0 | 0 | 0 | 0 |
| 11261500 | 63100 | REPAIR AND MAINTENANCE | 112 | 5,261 | 0 | 0 | 0 |
| 11261500 | 63200 | PERSONNEL TRAINING COSTS | 20,061 | 24,041 | 0 | 0 | 0 |
| 11261500 | 63300 | CLEANING SERVICES | 270 | 2,683 | 0 | 0 | 0 |
| 11261500 | 64040 | LICENSES AND FEES | 0 | 70 | 0 | 0 | 0 |
| 11261500 | 64050 | INSURANCE | 0 | 1,072 | 0 | 0 | 0 |
| 11261500 | 64080 | DUES AND SUBSCRIPTIONS | 0 | 2,840 | 0 | 0 | 0 |
| 11261500 | 64090 | COMMUNICATIONS | 0 | 5,541 | 0 | 0 | 0 |
| 11261500 | 64100 | PRINTING AND PHOTOCOPYING | 0 | 4,378 | 0 | 0 | 0 |
| 11261500 | 64110 | ADVERTISING | 0 | 147 | 0 | 0 | 0 |
| 11261500 | 64700 | RENTAL-VEHICLES | 5,400 | 0 | 0 | 0 | 0 |
| 11261500 | 64710 | RENTAL-HOUSING | 0 | 403 | 0 | 0 | 0 |
| 11261500 | 64790 | RENTAL-OTHERS | 748 | 1,230 | 0 | 0 | 0 |
| 11261500 | 64800 | TRAVEL EXPENSES | 15 | 9,694 | 0 | 0 | 0 |
| 11261500 | 64900 | OTHER SERVICES & CHARGES | 2,913 | 27,879 | 0 | 0 | 0 |
| 11261500 | 65000 | OFFICE SUPPLIES | 0 | 2,951 | 0 | 0 | 0 |
| 11261500 | 65010 | OPERATIONAL SUPPLIES | 380 | 7,542 | 0 | 0 | 0 |

COMMONWEALTH OF THE NORTHERN MARIANA ISLANDS

DEPARTMENT: OTHER OFFICES OF THE GOVERNOR AND LT. GOVERNOR

DIVISION: VOCATIONAL REHABILITATION SERVICES

ORG: 11261500

| ORG | OBJECT | DESCRIPTION | 2022 ACTUAL | 2023 ACTUAL | 2024 BUDGET PL 23-09 | 2025 DEPARTMENT SUBMISSION | 2025 GOVERNOR'S PROPOSAL |
|---|--------|-----------------------|----------------|----------------|----------------------------|----------------------------------|--------------------------------|
| 11261500 | 65030 | FUEL & LUBRICATE | 280 | 1,067 | 0 | 0 | 0 |
| 11261500 | 65040 | FURNITURE & FIXTURES | 1,775 | 1,460 | 0 | 0 | 0 |
| 11261500 | 69000 | OTHER EXPENSES | 0 | 0 | 1 | 80,000 | 80,000 |
| TOTAL OTHER EXPENSES | | | 31,953 | 98,258 | 1 | 80,000 | 80,000 |
| 11261500 | 64060 | UTILITIES | 0 | 0 | 0 | 0 | 0 |
| TOTAL PERSONNEL, OTHER EXPENSES, AND UTILITIES | | | 31,953 | 98,258 | 1 | 80,000 | 80,000 |
| 11261500 | 69010 | PUBLIC AUDITOR 1% FEE | 0 | 1,030 | 0 | 800 | 800 |
| GRAND TOTAL | | | 31,953 | 99,288 | 1 | 80,800 | 80,800 |
| NUMBER OF POSITIONS | | | 0 | 0 | 0 | 0 | 0 |

COMMONWEALTH OF THE NORTHERN MARIANA ISLANDS

DEPARTMENT: OTHER OFFICES OF THE GOVERNOR AND LT. GOVERNOR

DIVISION: MEDICAID REIMBURSEMENT

ORG: 11882200

| ORG | OBJECT | DESCRIPTION | 2022 ACTUAL | 2023 ACTUAL | 2024 BUDGET PL 23-09 | 2025 DEPARTMENT SUBMISSION | 2025 GOVERNOR'S PROPOSAL |
|---|--------|-------------------------------|-------------------|------------------|----------------------------|----------------------------------|--------------------------------|
| 11882200 | 61000 | WAGES & SALARIES | 0 | 0 | 0 | 0 | 0 |
| 11882200 | 61010 | OVERTIME COMPENSATION | 0 | 0 | 0 | 0 | 0 |
| 11882200 | 62000 | FICA CONTRIBUTION | 0 | 0 | 0 | 0 | 0 |
| 11882200 | 62010 | MEDICARE CONTRIBUTION | 0 | 0 | 0 | 0 | 0 |
| 11882200 | 62100 | 401K EMPLOYER CONTRIBUTION | 0 | 0 | 0 | 0 | 0 |
| 11882200 | 62200 | HEALTH INSURANCE PREMIUM | 0 | 0 | 0 | 0 | 0 |
| 11882200 | 62211 | PERSONNEL INSURANCE | 0 | 0 | 0 | 0 | 0 |
| TOTAL PERSONNEL | | | 0 | 0 | 0 | 0 | 0 |
| 11882200 | 44900 | ADMINISTRATIVE REVENUE & FEES | -5,224,989 | 0 | 0 | 0 | 0 |
| 11882200 | 63000 | PROFESSIONAL SERVICES | 2,013,509 | 1,594,542 | 0 | 8,088,052 | 0 |
| 11882200 | 64050 | INSURANCE | 18,715 | 34,000 | 0 | 348,193 | 0 |
| 11882200 | 64800 | TRAVEL EXPENSES | 0 | 45,899 | 0 | 352,289 | 0 |
| 11882200 | 67100 | PROJECT EXPENSES | 55,187 | 0 | 0 | 0 | 0 |
| 11882200 | 69000 | OTHER EXPENSES | 0 | 2,539,966 | 6,632,124 | 0 | 6,000,000 |
| TOTAL OTHER EXPENSES | | | -3,137,578 | 4,214,407 | 6,632,124 | 8,788,534 | 6,000,000 |
| 11882200 | 64060 | UTILITIES | 0 | 0 | 0 | 0 | 0 |
| TOTAL PERSONNEL, OTHER EXPENSES, AND UTILITIES | | | -3,137,578 | 4,214,407 | 6,632,124 | 8,788,534 | 6,000,000 |
| 11882200 | 69010 | PUBLIC AUDITOR 1% FEE | 0 | 3,802 | 0 | 0 | 60,000 |
| GRAND TOTAL | | | -3,137,578 | 4,218,209 | 6,632,124 | 8,788,534 | 6,060,000 |
| NUMBER OF POSITIONS | | | 0 | 0 | 0 | 0 | 0 |

COMMONWEALTH OF THE NORTHERN MARIANA ISLANDS

DEPARTMENT: OTHER OFFICES OF THE GOVERNOR AND LT. GOVERNOR

DIVISION: MEDICAID AGENCY

ORG: 11880300

| ORG | OBJECT | DESCRIPTION | 2022 ACTUAL | 2023 ACTUAL | 2024 BUDGET PL 23-09 | 2025 DEPARTMENT SUBMISSION | 2025 GOVERNOR'S PROPOSAL |
|------------------------|--------|----------------------------|----------------|----------------|----------------------------|----------------------------------|--------------------------------|
| 11880300 | 61000 | WAGES & SALARIES | 212,945 | 269,148 | 345,908 | 339,008 | 341,052 |
| 11880300 | 61020 | HOLIDAY PAY | 0 | 1,634 | 0 | 0 | |
| 11880300 | 62000 | FICA CONTRIBUTION | 13,202 | 16,777 | 0 | 21,019 | 21,145 |
| 11880300 | 62010 | MEDICARE CONTRIBUTION | 3,087 | 3,922 | 0 | 4,916 | 4,945 |
| 11880300 | 62100 | 401K EMPLOYER CONTRIBUTION | 184 | 1,174 | 0 | 9,578 | 1,126 |
| 11880300 | 62200 | HEALTH INSURANCE PREMIUM | 9,359 | 8,589 | 0 | 35,195 | 5,576 |
| 11880300 | 62211 | PERSONNEL INSURANCE | 1,468 | 1,597 | 0 | 4,275 | 1,280 |
| TOTAL PERSONNEL | | | 240,247 | 302,841 | 345,908 | 413,991 | 375,124 |
| 11880300 | 63000 | PROFESSIONAL SERVICES | 12,216 | 0 | 0 | 5,000 | 5,000 |
| 11880300 | 63100 | REPAIR AND MAINTENANCE | 4,740 | 2,353 | 0 | 5,117 | 5,117 |
| 11880300 | 63300 | CLEANING SERVICES | 6,690 | 0 | 0 | 0 | 0 |
| 11880300 | 64040 | LICENSES AND FEES | 0 | 0 | 0 | 2,000 | 2,000 |
| 11880300 | 64080 | DUES AND SUBSCRIPTIONS | 0 | 0 | 0 | 2,500 | 2,500 |
| 11880300 | 64090 | COMMUNICATIONS | 9,101 | 0 | 0 | 10,000 | 10,000 |
| 11880300 | 64100 | PRINTING AND PHOTOCOPYING | 10,111 | 0 | 0 | 10,000 | 10,000 |
| 11880300 | 64110 | ADVERTISING | 0 | 0 | 0 | 2,500 | 2,500 |
| 11880300 | 64790 | RENTAL-OTHERS | 30,000 | 2,480 | 0 | 0 | 0 |
| 11880300 | 64800 | TRAVEL EXPENSES | 14,972 | 1,277 | 0 | 20,000 | 20,000 |
| 11880300 | 65000 | OFFICE SUPPLIES | 11,803 | 136 | 0 | 15,000 | 15,000 |
| 11880300 | 65010 | OPERATIONAL SUPPLIES | 13,067 | 784 | 0 | 15,000 | 15,000 |
| 11880300 | 65030 | FUEL & LUBRICATE | 1,352 | 0 | 0 | 3,000 | 3,000 |
| 11880300 | 65040 | FURNITURE & FIXTURES | 382 | 800 | 0 | 7,642 | 7,642 |
| 11880300 | 65900 | FREIGHT AND HANDLING | 0 | 0 | 0 | 250 | 250 |
| 11880300 | 66070 | TECHNOLOGY EQUIP | 9,264 | 1,029 | 0 | 25,000 | 25,000 |

COMMONWEALTH OF THE NORTHERN MARIANA ISLANDS

DEPARTMENT: OTHER OFFICES OF THE GOVERNOR AND LT. GOVERNOR

DIVISION: MEDICAID AGENCY

ORG: 11880300

| ORG | OBJECT | DESCRIPTION | 2022 ACTUAL | 2023 ACTUAL | 2024 BUDGET PL 23-09 | 2025 DEPARTMENT SUBMISSION | 2025 GOVERNOR'S PROPOSAL |
|---|--------|-----------------------|----------------|----------------|----------------------------|----------------------------------|--------------------------------|
| 11880300 | 69000 | OTHER EXPENSES | 0 | 0 | 3,459 | | |
| TOTAL OTHER EXPENSES | | | 123,699 | 8,859 | 3,459 | 123,009 | 123,009 |
| 11880300 | 64060 | UTILITIES | 11,099 | 0 | 0 | 13,000 | |
| TOTAL PERSONNEL, OTHER EXPENSES, AND UTILITIES | | | 375,045 | 311,700 | 349,367 | 550,000 | 498,133 |
| 11880300 | 69010 | PUBLIC AUDITOR 1% FEE | 30,015 | 3,247 | 0 | 0 | 4,981 |
| GRAND TOTAL | | | 405,060 | 314,947 | 349,367 | 550,000 | 503,114 |
| NUMBER OF POSITIONS | | | 13 | 29 | 19 | 20 | 20 |

GENERAL FUND

Budget Year: 2025

Department: Other Offices of the Governor and Lt. Governor
Division/Activity: Medicaid Agency
Org Code: 11880300

| NOP | Job Class Code | Position | Employee | Employee Number | Personnel Status Code | Pay Grade/Step | Annual Salary | Allocation Percent | Allocation Salary | Total Fringe Benefits | Total |
|-----------|----------------|----------------------------------|------------------------------------|-----------------|-----------------------|----------------|---------------|--------------------|-------------------|-----------------------|----------------|
| 1 | 3253 | DIRECTOR MEDICAID OFFICE | VACANT (ANNOUNCED) | 3704 | FT | PL20/12 | 65,175 | 50% | 32,587 | 2,493 | 35,080 |
| 1 | 0144 | ELIGIBILITY WORKER II | LORENZO A. BARCINAS | 720 | FT | PL09/7 | 29,857 | 50% | 14,929 | 1,411 | 16,340 |
| 1 | 0143 | ELIGIBILITY WORKER I | MARTHONIA C. BORJA | 2441 | FT | PL04/5 | 21,219 | 50% | 10,610 | 812 | 11,421 |
| 1 | 1223 | ELIGIBILITY SUPERVISOR | ROSITA R. BENITO | 3696 | FT | PL16/12 | 53,620 | 50% | 26,810 | 2,534 | 29,344 |
| 1 | 0023 | ADMINISTRATIVE ASSISTANT | FRANKLIN B. CAMACHO | 3703 | FT | PL05/11 | 29,857 | 50% | 14,929 | 1,142 | 16,071 |
| 1 | 0144 | ELIGIBILITY WORKER II | SOLEDAD MARGARITA T. CABRERA | 3710 | FT | PL09/4 | 25,792 | 50% | 12,896 | 1,219 | 14,115 |
| 1 | 0144 | ELIGIBILITY WORKER II | RUTH C. PANGELINAN | 3720 | FT | PL09/2 | 23,394 | 50% | 11,697 | 1,363 | 13,060 |
| 1 | 0145 | ELIGIBILITY WORKER III | RITA P. CAMACHO | 3725 | FT | PL11/12 | 42,012 | 50% | 21,006 | 1,607 | 22,613 |
| 1 | 1131 | CLAIMS EXAMINER II | VICENTA MARIA R. BORJA | 3744 | FT | PL11/12 | 42,012 | 50% | 21,006 | 7,183 | 28,189 |
| 1 | 1130 | CLAIMS EXAMINER I | KAYLEEN F. SABLAN | 3748 | FT | PL08/10 | 32,918 | 50% | 16,459 | 2,213 | 18,672 |
| 1 | 1130 | CLAIMS EXAMINER I | BRIDGET J. MARATITA-DELEONGUERRERO | 3749 | FT | PL08/8 | 29,857 | 50% | 14,929 | 1,142 | 16,071 |
| 1 | 1130 | CLAIMS EXAMINER I | MANUELA R. ALDAN | 3942 | FT | PL08/5 | 25,792 | 50% | 12,896 | 987 | 13,883 |
| 1 | 1130 | CLAIMS EXAMINER I | MELISA P. LITULUMAR | 4070 | FT | PL08/5 | 25,792 | 50% | 12,896 | 987 | 13,883 |
| 1 | 1021 | ADMINISTRATIVE SPECIALIST I | KIONI MAE B. SANTOS | 4264 | FT | PL07/5 | 24,564 | 50% | 12,282 | 940 | 13,221 |
| 1 | 1382 | COMPLIANCE SPECIALIST I | HILMA-MARIE . PERSSON-CASTRO | 4497 | FT | PL09/5 | 27,082 | 50% | 13,541 | 1,036 | 14,577 |
| 1 | 1379 | COMPLIANCE TECHNICIAN I | SHEILA A. SAMBILE | 4760 | PB | PL04/3 | 19,246 | 50% | 9,623 | 736 | 10,359 |
| 1 | 1379 | COMPLIANCE TECHNICIAN I | VACANT (ANNOUNCED) | | FT | PL04/5 | 21,219 | 50% | 10,610 | 812 | 11,421 |
| 1 | 1379 | COMPLIANCE TECHNICIAN I | VACANT (ANNOUNCED) | | FT | PL04/5 | 21,219 | 50% | 10,610 | 812 | 11,421 |
| 1 | 1157 | CHIEF, REGULATORY AND COMPLIANCE | VACANT (ANNOUNCED) | | FT | PL20/12 | 65,175 | 50% | 32,588 | 2,493 | 35,080 |
| 1 | 0000 | UTILIZATION REVIEW NURSE | NEW | | FT | PL17/12 | 56,301 | 50% | 28,151 | 2,154 | 30,304 |
| 20 | | | | | | | | | 341,052 | 34,072 | 375,124 |

COMMONWEALTH OF THE NORTHERN MARIANA ISLANDS

DEPARTMENT: OTHER OFFICES OF THE GOVERNOR AND LT. GOVERNOR
DIVISION: MEDICAID ENTERPRISE SYSTEMS & HEALTH INFORMATION TECHNOLOGY
ORG: 11850400

| ORG | OBJECT | DESCRIPTION | 2022 | 2023 | 2024 | 2025 | 2025 |
|---|--------------|----------------------------|----------------|----------------|--------------------|--------------------------|------------------------|
| | | | ACTUAL | ACTUAL | BUDGET PL 23-09 | DEPARTMENT SUBMISSION | GOVERNOR'S PROPOSAL |
| 11850400 | 61000 | WAGES & SALARIES | 4,428 | 4,769 | 53,631 | 46,375 | 46,661 |
| 11850400 | 62000 | FICA CONTRIBUTION | 275 | 307 | 0 | 2,875 | 2,893 |
| 11850400 | 62010 | MEDICARE CONTRIBUTION | 64 | 72 | 0 | 672 | 677 |
| 11850400 | 62100 | 401K EMPLOYER CONTRIBUTION | 153 | 173 | 0 | 1,855 | 176 |
| 11850400 | 62200 | HEALTH INSURANCE PREMIUM | 0 | 1,170 | 0 | 6,053 | 1,115 |
| 11850400 | 62211 | PERSONNEL INSURANCE | 0 | 0 | 0 | 835 | 0 |
| TOTAL PERSONNEL | | | 4,920 | 6,491 | 53,631 | 58,665 | 51,522 |
| 11850400 | 63000 | PROFESSIONAL SERVICES | 366,660 | 0 | 0 | 200,000 | 155,425 |
| 11850400 | 64040 | LICENSES AND FEES | 0 | 0 | 0 | 5,000 | 5,000 |
| 11850400 | 64080 | DUES AND SUBSCRIPTIONS | 0 | 0 | 0 | 200 | 200 |
| 11850400 | 64090 | COMMUNICATIONS | 1,480 | 125 | 0 | 1,000 | 1,000 |
| 11850400 | 64800 | TRAVEL EXPENSES | 0 | 2,985 | 0 | 6,000 | 6,000 |
| 11850400 | 64900 | OTHER SERVICES & CHARGES | 0 | 178 | 0 | 0 | 0 |
| 11850400 | 65000 | OFFICE SUPPLIES | 171 | 599 | 0 | 500 | 500 |
| 11850400 | 65010 | OPERATIONAL SUPPLIES | 0 | 1,049 | 0 | 1,000 | 1,000 |
| 11850400 | 65040 | FURNITURE & FIXTURES | 0 | 3,646 | 0 | 5,000 | 5,000 |
| 11850400 | 66020 | IMPROVEMENTS | 2,270 | 1,658 | 0 | 15,000 | 15,000 |
| 11850400 | 66070 | TECHNOLOGY EQUIP | 0 | 2,939 | 0 | 1,000 | 1,000 |
| 11850400 | 69000 | OTHER EXPENSES | 0 | 174,536 | 536 | 0 | 0 |
| TOTAL OTHER EXPENSES | | | 370,582 | 187,715 | 536 | 234,700 | 190,125 |
| 11850400 | 64060 | UTILITIES | 0 | 269 | 0 | 1,000 | 0 |
| TOTAL PERSONNEL, OTHER EXPENSES, AND UTILITIES | | | 375,502 | 194,475 | 54,167 | 294,365 | 241,647 |

COMMONWEALTH OF THE NORTHERN MARIANA ISLANDS

DEPARTMENT: OTHER OFFICES OF THE GOVERNOR AND LT. GOVERNOR
DIVISION: MEDICAID ENTERPRISE SYSTEMS & HEALTH INFORMATION TECHNOLOGY
ORG: 11850400

| ORG | OBJECT | DESCRIPTION | 2022 ACTUAL | 2023 ACTUAL | 2024 BUDGET PL 23-09 | 2025 DEPARTMENT SUBMISSION | 2025 GOVERNOR'S PROPOSAL |
|----------------------------|--------|-----------------------|----------------|----------------|----------------------------|----------------------------------|--------------------------------|
| 11850400 | 69010 | PUBLIC AUDITOR 1% FEE | 1,688 | 5,173 | 0 | 0 | 2,416 |
| GRAND TOTAL | | | 377,190 | 199,648 | 54,167 | 294,365 | 244,063 |
| NUMBER OF POSITIONS | | | 12 | 12 | 11 | 15 | 11 |

GENERAL FUND

Budget Year: 2025

Department: Other Offices of the Governor and Lt. Governor
Division/Activity: Medicaid Enterprise System
Org Code: 11850400

| NOP | Job Class Code | Position | Employee | Employee Number | Personnel Status Code | Pay Grade/Step | Annual Salary | Allocation Percent | Allocation Salary | Total Fringe Benefits | Total |
|-----------|----------------|--|---------------------------|-----------------|-----------------------|----------------|---------------|--------------------|-------------------|-----------------------|---------------|
| 1 | 1236 | FEDRAL PRGRAM COORDINATOR IV | ANNIE ROSE Z. REYES | 3663 | FT | PL10/1 | 44,113 | 10.00% | 4,411 | 1,629 | 6,040 |
| 1 | 3774 | DATA COORDINATOR | VANESSA ROSE D. TUDELA | 4074 | ES | UNG | 42,500 | 10.00% | 4,250 | 325 | 4,575 |
| 1 | 3774 | DATA COORDINATOR | JENNALYD LEANN S. BABAUTA | 5403 | ES | UNG | 35,000 | 10.00% | 3,500 | 268 | 3,768 |
| 1 | 1197 | APPLICATION SYSTEM ANALYST | JOVIAN R. ALMADA | 6170 | ES | UNG | 60,000 | 10.00% | 6,000 | 459 | 6,459 |
| 1 | 0000 | ELIGIBILITY & ENROLLMENT PROJECT ASSISTANT | SANDY TSE | | ES | UNG | 35,000 | 10.00% | 3,500 | 268 | 3,768 |
| 1 | 0000 | POLICY COORDINATOR | CASSEY P. BABAUTA | | ES | UNG | 40,000 | 10.00% | 4,000 | 306 | 4,306 |
| 1 | 0000 | DATA COORDINATOR | NIKKO D. PUGUON | | ES | UNG | 60,000 | 10.00% | 6,000 | 459 | 6,459 |
| 1 | 0000 | DATA COORDINATOR-CLAIMS | VACANT | | ES | UNG | 45,000 | 10.00% | 4,500 | 344 | 4,844 |
| 1 | 0000 | PROJECT ASSISTANT - MMIS | VACANT | | ES | UNG | 35,000 | 10.00% | 3,500 | 268 | 3,768 |
| 1 | 0000 | PROJECT ASSISTANT - DSS/DW | VACANT | | ES | UNG | 35,000 | 10.00% | 3,500 | 268 | 3,768 |
| 1 | 0000 | ASSISTANT PROGRAMMER | VACANT | | ES | UNG | 35,000 | 10.00% | 3,500 | 268 | 3,768 |
| 11 | | | | | | | | | 46,661 | 4,861 | 51,522 |

COMMONWEALTH OF THE NORTHERN MARIANA ISLANDS

DEPARTMENT: DEPARTMENT OF COMMERCE

DIVISION: SECRETARY OF COMMERCE

ORG: 11160100

| ORG | OBJECT | DESCRIPTION | 2022 | 2023 | 2024 | 2025 | 2025 |
|------------------------|--------|----------------------------|----------------|----------------|--------------------|--------------------------|------------------------|
| | | | ACTUAL | ACTUAL | BUDGET PL 23-09 | DEPARTMENT SUBMISSION | GOVERNOR'S PROPOSAL |
| 11160100 | 61000 | WAGES & SALARIES | 198,680 | 203,562 | 516,226 | 775,508 | 405,311 |
| 11160100 | 61020 | HOLIDAY PAY | 0 | 7,119 | 0 | 0 | 0 |
| 11160100 | 61200 | BOARD & OTHER COMPENSATION | 1,061 | 0 | 0 | 0 | 0 |
| 11160100 | 62000 | FICA CONTRIBUTION | 10,405 | 13,062 | 0 | 48,082 | 25,129 |
| 11160100 | 62010 | MEDICARE CONTRIBUTION | 2,909 | 3,055 | 0 | 11,245 | 5,877 |
| 11160100 | 62100 | 401K EMPLOYER CONTRIBUTION | 4,792 | 2,663 | 0 | 20,605 | 5,460 |
| 11160100 | 62200 | HEALTH INSURANCE PREMIUM | 32,504 | 18,105 | 0 | 27,638 | 31,712 |
| 11160100 | 62211 | PERSONNEL INSURANCE | 2,247 | 2,895 | 0 | 13,959 | 6,445 |
| TOTAL PERSONNEL | | | 252,596 | 250,460 | 516,226 | 897,037 | 479,936 |
| 11160100 | 63000 | PROFESSIONAL SERVICES | 723 | 0 | 0 | 0 | 0 |
| 11160100 | 63100 | REPAIR AND MAINTENANCE | 25,353 | 5,712 | 0 | 0 | 0 |
| 11160100 | 63300 | CLEANING SERVICES | 750 | 0 | 0 | 0 | 0 |
| 11160100 | 64070 | STORAGE AND HANDLING | 14 | 646 | 0 | 0 | 0 |
| 11160100 | 64080 | DUES AND SUBSCRIPTIONS | -3,175 | 25 | 0 | 0 | 0 |
| 11160100 | 64090 | COMMUNICATIONS | 6,308 | 2,781 | 0 | 7,000 | 0 |
| 11160100 | 64100 | PRINTING AND PHOTOCOPYING | 3,136 | 0 | 0 | 0 | 0 |
| 11160100 | 64110 | ADVERTISING | 970 | 1,170 | 0 | 0 | 0 |
| 11160100 | 64700 | RENTAL-VEHICLES | 2,170 | 0 | 0 | 0 | 0 |
| 11160100 | 64730 | RENTAL-OFFICE EQUIPMENT | 444 | 770 | 0 | 0 | 0 |
| 11160100 | 64800 | TRAVEL EXPENSES | 8,691 | 898 | 0 | 0 | 0 |
| 11160100 | 65000 | OFFICE SUPPLIES | 14,258 | 366 | 0 | 25,000 | 0 |
| 11160100 | 65010 | OPERATIONAL SUPPLIES | 13,101 | 11,063 | 0 | 33,000 | 0 |
| 11160100 | 65030 | FUEL & LUBRICATE | 7,229 | 1,708 | 0 | 0 | 0 |

COMMONWEALTH OF THE NORTHERN MARIANA ISLANDS

DEPARTMENT: DEPARTMENT OF COMMERCE

DIVISION: SECRETARY OF COMMERCE

ORG: 11160100

| ORG | OBJECT | DESCRIPTION | 2022 ACTUAL | 2023 ACTUAL | 2024 BUDGET PL 23-09 | 2025 DEPARTMENT SUBMISSION | 2025 GOVERNOR'S PROPOSAL |
|---|--------|-----------------------|----------------|----------------|----------------------------|----------------------------------|--------------------------------|
| 11160100 | 65040 | FURNITURE & FIXTURES | 6,849 | 0 | 0 | 0 | 0 |
| 11160100 | 66000 | CAPITAL ASSETS | 5,744 | 570 | 0 | 0 | 0 |
| 11160100 | 66020 | IMPROVEMENTS | 4,800 | 0 | 0 | 0 | 0 |
| 11160100 | 66040 | MACHINERY | 0 | 548 | 0 | 0 | 0 |
| 11160100 | 66070 | TECHNOLOGY EQUIP | 3,839 | 0 | 0 | 0 | 0 |
| 11160100 | 66900 | NON-CAPITAL ASSETS | 509 | 0 | 0 | 0 | 0 |
| 11160100 | 69000 | OTHER EXPENSES | 0 | 0 | 5,310 | 0 | 0 |
| TOTAL OTHER EXPENSES | | | 101,714 | 26,257 | 5,310 | 65,000 | 0 |
| 11160100 | 64060 | UTILITIES | 16,902 | 362 | 0 | 10,000 | 0 |
| TOTAL PERSONNEL, OTHER EXPENSES, AND UTILITIES | | | 371,212 | 277,079 | 521,536 | 972,037 | 479,936 |
| 11160100 | 69010 | PUBLIC AUDITOR 1% FEE | 1,408 | 4,663 | 0 | 9,720 | 4,799 |
| GRAND TOTAL | | | 372,621 | 281,742 | 521,536 | 981,757 | 484,735 |
| NUMBER OF POSITIONS | | | 14 | 16 | 13 | 20 | 15 |

Budget Year: 2025

Department: Department of Commerce
Division/Activity: Secretary of Commerce
Org Code: 11160100

| NOP | Job Class Code | Position | Employee | Employee Number | Personnel Status Code | Pay Grade/Step | Annual Salary | Allocation Percent | Allocation Salary | Total Fringe Benefits | Total |
|-----------|----------------|--------------------------------|-------------------------|-----------------|-----------------------|----------------|---------------|--------------------|-------------------|-----------------------|----------------|
| 1 | 9121 | SECRETARY OF COMMERCE | VACANT | | AP | UNG | 54,000 | 87.5% | 47,250 | 3,615 | 50,865 |
| 1 | 0023 | ADMINISTRATIVE ASSISTANT | INDIRA A. MACARANAS | 3302 | FT | PL05/6 | 23,394 | 87.5% | 20,470 | 1,934 | 22,404 |
| 1 | 0023 | ADMINISTRATIVE ASSISTANT | VACANT | | PB | PL04/3 | 1 | 87.5% | 1 | 0 | 1 |
| 1 | 1021 | ADMINISTRATIVE SPECIALIST I | MEMORINA O. CHRISTIAN | 3310 | FT | PL07/6 | 25,792 | 87.5% | 22,568 | 3,035 | 25,603 |
| 1 | 1216 | BANKING ADMINISTRATOR | VACANT | | PB | PL20/7 | 1 | 87.5% | 1 | 0 | 1 |
| 1 | 1498 | BANK EXAMINER II | ARISTONA ANN M. TUDELA | 3300 | FT | PL14/7 | 38,106 | 87.5% | 33,343 | 11,628 | 44,972 |
| 1 | 1498 | BANK EXAMINER II | MARY ANN T. SANTOS | 4152 | FT | PL14/9 | 42,012 | 87.5% | 36,761 | 6,959 | 43,719 |
| 1 | 8113 | BLDG MAINTENANCE FOREMAN II | ROBERTO T. SALTA | 4145 | FT | PL09/4 | 25,792 | 87.5% | 22,568 | 2,133 | 24,701 |
| 1 | 1316 | HEARING OFFICER | VACANT | | ES | UNG | 1 | 87.5% | 1 | 0 | 1 |
| 1 | 1493 | INSURANCE LICENSING OFFICER | CHARLETTE C. BORJA | 3292 | FT | PL17/7 | 44,113 | 87.5% | 38,599 | 12,335 | 50,934 |
| 1 | 1014 | MANAGER, ADMINSTRIVE SERVICES | CHARLENE M. TENORIO | 3305 | FT | PL18/6 | 44,113 | 87.5% | 38,599 | 3,648 | 42,246 |
| 1 | 1396 | MNGMNT EVLUATION UNT SPERVISOR | TRACY A. MARATITA | 3303 | FT | PL14/4 | 32,918 | 87.5% | 28,803 | 6,207 | 35,010 |
| 1 | 9183 | REGISTRAR OF CORPORATION | REMEDIO C. MAFNAS | 3294 | FT | UNG | 48,000 | 87.5% | 42,000 | 9,134 | 51,134 |
| 1 | 1643 | TECHNICAL FINANCIAL ANALYST | BERNADITA T. PALACIOS | 3291 | FT | PL17/11 | 53,620 | 87.5% | 46,917 | 7,919 | 54,836 |
| 1 | 0147 | EXECUTIVE SECRETARY | GLENNIS Y. GAMBOA-LICOP | 3296 | FT | PL14/3 | 31,350 | 87.5% | 27,431 | 6,077 | 33,509 |
| 15 | | | | | | | | | 405,311 | 74,624 | 479,936 |

COMMONWEALTH OF THE NORTHERN MARIANA ISLANDS

DEPARTMENT: DEPARTMENT OF COMMERCE
DIVISION: ECONOMIC DEVELOPMENT SAIPAN
ORG: 11160300

| ORG | OBJECT | DESCRIPTION | 2022 ACTUAL | 2023 ACTUAL | 2024 BUDGET PL 23-09 | 2025 DEPARTMENT SUBMISSION | 2025 GOVERNOR'S PROPOSAL |
|---|--------|----------------------------|----------------|----------------|----------------------------|----------------------------------|--------------------------------|
| 11160300 | 61000 | WAGES & SALARIES | 105,382 | 66,541 | 112,701 | 196,133 | 75,539 |
| 11160300 | 61020 | HOLIDAY PAY | 0 | 890 | 0 | 0 | 0 |
| 11160300 | 62000 | FICA CONTRIBUTION | 6,301 | 4,181 | 0 | 12,160 | 4,683 |
| 11160300 | 62010 | MEDICARE CONTRIBUTION | 1,532 | 978 | 0 | 2,844 | 1,095 |
| 11160300 | 62100 | 401K EMPLOYER CONTRIBUTION | 750 | 130 | 0 | 5,513 | 0 |
| 11160300 | 62101 | RETIREMENT CONTRIBUTIONS | 8,426 | 2,650 | 0 | 0 | 0 |
| 11160300 | 62200 | HEALTH INSURANCE PREMIUM | 6,913 | 5,177 | 0 | 6,434 | 3,485 |
| 11160300 | 62211 | PERSONNEL INSURANCE | 872 | 671 | 0 | 3,530 | 630 |
| TOTAL PERSONNEL | | | 130,177 | 81,217 | 112,701 | 226,615 | 85,432 |
| 11160300 | 64090 | COMMUNICATIONS | 0 | 0 | 0 | 5,000 | 0 |
| 11160300 | 65000 | OFFICE SUPPLIES | 0 | 0 | 0 | 10,000 | 0 |
| 11160300 | 65010 | OPERATIONAL SUPPLIES | 0 | 0 | 0 | 15,000 | 0 |
| 11160300 | 69000 | OTHER EXPENSES | 0 | 0 | 1,159 | 0 | 0 |
| TOTAL OTHER EXPENSES | | | 0 | 0 | 1,159 | 30,000 | 0 |
| 11160300 | 64060 | UTILITIES | 0 | 0 | 0 | 10,000 | 0 |
| TOTAL PERSONNEL, OTHER EXPENSES, AND UTILITIES | | | 130,177 | 81,217 | 113,860 | 266,615 | 85,432 |
| 11160300 | 69010 | PUBLIC AUDITOR 1% FEE | 796 | 1,827 | 0 | 2,666 | 854 |
| GRAND TOTAL | | | 130,973 | 83,044 | 113,860 | 269,281 | 86,286 |
| NUMBER OF POSITIONS | | | 4 | 4 | 3 | 5 | 2 |

Budget Year: 2025

Department: Department of Commerce
Division/Activity: Economic Development - Saipan
Org Code: 11160300

| NOP | Job Class Code | Position | Employee | Employee Number | Personnel Status Code | Pay Grade/Step | Annual Salary | Allocation Percent | Allocation Salary | Total Fringe Benefits | Total |
|----------|----------------|--------------------------------|------------------------|-----------------|-----------------------|----------------|---------------|--------------------|-------------------|-----------------------|---------------|
| 1 | 1148 | COMPUTER SPECIALIST III | REGINO G. MILLO | 3295 | FT | PL16/6 | 40,012 | 87.5% | 35,010 | 3,308 | 38,319 |
| 1 | 1240 | ECONOMIC DEVELOPMNT OFFICER II | KIOSHI CLINTON K. CODY | 3306 | FT | PL18/7 | 46,319 | 87.5% | 40,529 | 6,585 | 47,114 |
| 2 | | | | | | | | | 75,539 | 9,894 | 85,433 |

COMMONWEALTH OF THE NORTHERN MARIANA ISLANDS

DEPARTMENT: DEPARTMENT OF COMMERCE

DIVISION: STATISTICAL RESEARCH

ORG: 11160400

| ORG | OBJECT | DESCRIPTION | 2022 | 2023 | 2024 | 2025 | 2025 |
|---|--------------|----------------------------|----------------|----------------|--------------------|--------------------------|------------------------|
| | | | ACTUAL | ACTUAL | BUDGET PL 23-09 | DEPARTMENT SUBMISSION | GOVERNOR'S PROPOSAL |
| 11160400 | 61000 | WAGES & SALARIES | 116,152 | 98,794 | 185,963 | 280,911 | 169,907 |
| 11160400 | 61020 | HOLIDAY PAY | 0 | 2,238 | 0 | 0 | 0 |
| 11160400 | 61200 | BOARD & OTHER COMPENSATION | 4,101 | 0 | 0 | 0 | 0 |
| 11160400 | 62000 | FICA CONTRIBUTION | 7,456 | 6,264 | 0 | 17,416 | 10,534 |
| 11160400 | 62010 | MEDICARE CONTRIBUTION | 1,744 | 1,465 | 0 | 4,073 | 2,464 |
| 11160400 | 62100 | 401K EMPLOYER CONTRIBUTION | 2,839 | 2,490 | 0 | 9,291 | 4,180 |
| 11160400 | 62200 | HEALTH INSURANCE PREMIUM | 3,615 | 2,766 | 0 | 6,434 | 3,485 |
| 11160400 | 62211 | PERSONNEL INSURANCE | 1,170 | 908 | 0 | 5,056 | 2,010 |
| TOTAL PERSONNEL | | | 137,076 | 114,925 | 185,963 | 323,182 | 192,580 |
| 11160400 | 63000 | PROFESSIONAL SERVICES | 5,600 | 0 | 0 | 0 | 0 |
| 11160400 | 63100 | REPAIR AND MAINTENANCE | 1,444 | 407 | 0 | 0 | 0 |
| 11160400 | 63300 | CLEANING SERVICES | 0 | 20 | 0 | 0 | 0 |
| 11160400 | 64090 | COMMUNICATIONS | 869 | 435 | 0 | 5,000 | 0 |
| 11160400 | 65000 | OFFICE SUPPLIES | 0 | 0 | 0 | 6,000 | 0 |
| 11160400 | 65010 | OPERATIONAL SUPPLIES | 70 | 0 | 0 | 6,000 | 0 |
| 11160400 | 65900 | FREIGHT AND HANDLING | 230 | 40 | 0 | 0 | 0 |
| 11160400 | 69000 | OTHER EXPENSES | 0 | 0 | 1,913 | 0 | 0 |
| TOTAL OTHER EXPENSES | | | 8,213 | 902 | 1,913 | 17,000 | 0 |
| 11160400 | 64060 | UTILITIES | 0 | 0 | 0 | 10,000 | 0 |
| TOTAL PERSONNEL, OTHER EXPENSES, AND UTILITIES | | | 145,289 | 115,827 | 187,876 | 350,182 | 192,580 |
| 11160400 | 69010 | PUBLIC AUDITOR 1% FEE | 901 | 1,786 | 0 | 3,502 | 1,926 |

COMMONWEALTH OF THE NORTHERN MARIANA ISLANDS

DEPARTMENT: DEPARTMENT OF COMMERCE

DIVISION: STATISTICAL RESEARCH

ORG: 11160400

| ORG | OBJECT | DESCRIPTION | 2022 ACTUAL | 2023 ACTUAL | 2024 BUDGET PL 23-09 | 2025 DEPARTMENT SUBMISSION | 2025 GOVERNOR'S PROPOSAL |
|----------------------------|--------|-------------|----------------|----------------|----------------------------|----------------------------------|--------------------------------|
| GRAND TOTAL | | | 146,190 | 117,613 | 187,876 | 353,684 | 194,506 |
| NUMBER OF POSITIONS | | | 9 | 6 | 6 | 8 | 6 |

Budget Year: 2025

Department: Department of Commerce
Division/Activity: Statistical Research
Org Code: 11160400

| NOP | Job Class Code | Position | Employee | Employee Number | Personnel Status Code | Pay Grade/Step | Annual Salary | Allocation Percent | Allocation Salary | Total Fringe Benefits | Total |
|----------|----------------|-----------------------------|--------------------|-----------------|-----------------------|----------------|---------------|--------------------|-------------------|-----------------------|----------------|
| 1 | 1105 | DIRECTOR, STATISTICS | JUSTIN H. ANDREW | 3307 | FT | PL20/11 | 62,071 | 87.5% | 54,312 | 7,305 | 61,617 |
| 1 | 1017 | ADMINISTRATIVE OFFICER III | JENNIFER D. ROSPEL | 3293 | FT | PL15/10 | 46,319 | 87.5% | 40,529 | 3,830 | 44,359 |
| 1 | 1021 | ADMINISTRATIVE SPECIALIST I | BRENDA RIDEB | 3299 | FT | PL07/8 | 28,436 | 87.5% | 24,881 | 1,903 | 26,785 |
| 1 | 1148 | COMPUTER SPECIALIST III | FERMIN C. SAKISAT | 3309 | FT | PL16/5 | 38,106 | 87.5% | 33,343 | 7,369 | 40,712 |
| 1 | NEW | DATA SCIENTIST | VACANT | | PB | PL10/7 | 1 | 87.5% | 1 | 0 | 1 |
| 1 | 0278 | STATISTICAL TECHNICIAN | BRIANNA O. DAMIAN | 3301 | FT | PL04/3 | 19,246 | 87.5% | 16,841 | 2,265 | 19,106 |
| 6 | | | | | | | | | 169,907 | 22,673 | 192,580 |

COMMONWEALTH OF THE NORTHERN MARIANA ISLANDS

DEPARTMENT: DEPARTMENT OF COMMERCE
DIVISION: ALCOHOLIC BEVERAGE AND TOBACCO CONTROL
ORG: 11160200

| ORG | OBJECT | DESCRIPTION | 2022 ACTUAL | 2023 ACTUAL | 2024 BUDGET PL 23-09 | 2025 DEPARTMENT SUBMISSION | 2025 GOVERNOR'S PROPOSAL |
|---|--------|----------------------------|----------------|----------------|----------------------------|----------------------------------|--------------------------------|
| 11160200 | 61000 | WAGES & SALARIES | 245,017 | 162,817 | 415,118 | 567,291 | 300,465 |
| 11160200 | 61010 | OVERTIME COMPENSATION | 734 | 658 | 0 | 0 | 0 |
| 11160200 | 61020 | HOLIDAY PAY | 326 | 3,138 | 0 | 0 | 0 |
| 11160200 | 62000 | FICA CONTRIBUTION | 14,713 | 10,330 | 0 | 35,172 | 18,629 |
| 11160200 | 62010 | MEDICARE CONTRIBUTION | 3,571 | 2,416 | 0 | 8,226 | 4,357 |
| 11160200 | 62100 | 401K EMPLOYER CONTRIBUTION | 2,343 | 1,294 | 0 | 14,546 | 1,788 |
| 11160200 | 62200 | HEALTH INSURANCE PREMIUM | 30,285 | 14,111 | 0 | 34,104 | 18,120 |
| 11160200 | 62211 | PERSONNEL INSURANCE | 633 | 453 | 0 | 10,211 | 978 |
| TOTAL PERSONNEL | | | 297,621 | 195,217 | 415,118 | 669,550 | 344,337 |
| 11160200 | 63100 | REPAIR AND MAINTENANCE | 127 | 0 | 0 | 0 | 0 |
| 11160200 | 64090 | COMMUNICATIONS | 0 | 0 | 0 | 12,000 | 0 |
| 11160200 | 64800 | TRAVEL EXPENSES | 1,801 | 2,535 | 0 | 0 | 0 |
| 11160200 | 65000 | OFFICE SUPPLIES | 0 | 0 | 0 | 14,000 | 0 |
| 11160200 | 65010 | OPERATIONAL SUPPLIES | 0 | 0 | 0 | 15,000 | 0 |
| 11160200 | 69000 | OTHER EXPENSES | 0 | 0 | 4,269 | 0 | 0 |
| TOTAL OTHER EXPENSES | | | 1,928 | 2,535 | 4,269 | 41,000 | 0 |
| 11160200 | 64060 | UTILITIES | 0 | 0 | 0 | 10,000 | 0 |
| TOTAL PERSONNEL, OTHER EXPENSES, AND UTILITIES | | | 299,550 | 197,752 | 419,387 | 720,550 | 344,337 |
| 11160200 | 69010 | PUBLIC AUDITOR 1% FEE | 1,758 | 3,402 | 0 | 7,205 | 3,443 |
| GRAND TOTAL | | | 301,307 | 201,154 | 419,387 | 727,755 | 347,780 |
| NUMBER OF POSITIONS | | | 16 | 16 | 18 | 20 | 17 |

Budget Year: 2025

Department: Department of Commerce
Division/Activity: Alcoholic Beverage & Tobacco Control
Org Code: 11160200

| NOP | Job Class Code | Position | Employee | Employee Number | Personnel Status Code | Pay Grade/Step | Annual Salary | Allocation Percent | Allocation Salary | Total Fringe Benefits | Total |
|-----------|----------------|---------------------------------|----------------------------|-----------------|-----------------------|----------------|---------------|--------------------|-------------------|-----------------------|----------------|
| 1 | 6009 | DRCTR ALCHL BEV & TBCCO CONTRL | DAVID R. MARATITA | 2076 | FT | PL20/11 | 62,071 | 87.5% | 54,312 | 16,284 | 70,596 |
| 1 | 6037 | ABTC LAW ENFORCEMENT SUPERVISOR | LEONARD U. ORDONEZ | 2074 | FT | PL15/5 | 36,292 | 87.5% | 31,755 | 2,429 | 34,185 |
| 1 | 6003 | ABTC LAW ENFORCEMENT OFFICER I | BRETT S. SEMAN | 2057 | FT | PL08/4 | 24,564 | 87.5% | 21,493 | 1,644 | 23,137 |
| 1 | 6003 | ABTC LAW ENFORCEMENT OFFICER I | ERIC A. BORJA | 2075 | PA | PL08/1 | 21,219 | 87.5% | 18,567 | 1,420 | 19,987 |
| 1 | 6003 | ABTC LAW ENFORCEMENT OFFICER I | FLORITA S. BILLY | 2063 | FT | PL08/4 | 24,564 | 87.5% | 21,493 | 5,129 | 26,623 |
| 1 | 6003 | ABTC LAW ENFORCEMENT OFFICER I | FRANCIS C. DELEON GUERRERO | 2064 | PA | PL08/1 | 21,219 | 87.5% | 18,567 | 1,420 | 19,987 |
| 1 | 6003 | ABTC LAW ENFORCEMENT OFFICER I | JOCELYN P. DELEON GUERRERO | 2061 | FT | PL08/4 | 24,564 | 87.5% | 21,493 | 5,129 | 26,622 |
| 1 | 6003 | ABTC LAW ENFORCEMENT OFFICER I | KEONI CODY S. KAIPAT | 2065 | FT | PL08/4 | 24,564 | 87.5% | 21,493 | 1,644 | 23,137 |
| 1 | 6003 | ABTC LAW ENFORCEMENT OFFICER I | NOEL A. IGISAIAR | 2062 | FT | PL08/3 | 23,394 | 87.5% | 20,470 | 1,566 | 22,036 |
| 1 | 6003 | ABTC LAW ENFORCEMENT OFFICER I | PEDRO CRAIG I. NGOTEL | 2079 | FT | PL08/1 | 21,219 | 87.5% | 18,567 | 2,163 | 20,730 |
| 1 | 6003 | ABTC LAW ENFORCEMENT OFFICER I | VACANT | | PB | PL08/1 | 1 | 87.5% | 1 | 0 | 1 |
| 1 | 6003 | ABTC LAW ENFORCEMENT OFFICER I | VACANT | | PB | PL08/1 | 1 | 87.5% | 1 | 0 | 1 |
| 1 | 6004 | ABTC LAWENFORCEMENT OFFICER II | VACANT | | PB | PL08/1 | 1 | 87.5% | 1 | 0 | 1 |
| 1 | 6004 | ABTC LAWENFORCEMENT OFFICER II | VACANT | | PB | PL08/1 | 1 | 87.5% | 1 | 0 | 1 |
| 1 | 6005 | ABTC LAWENFORCEMENT OFFICER III | ERWIN-PAUL C. TOGAWA | 2077 | FT | PL12/4 | 29,857 | 87.5% | 26,125 | 3,044 | 29,169 |
| 1 | 6005 | ABTC LAWENFORCEMENT OFFICER III | LYNETTE MARIE A. SABLAN | 3297 | FT | PL12/4 | 29,857 | 87.5% | 26,125 | 1,999 | 28,124 |
| 1 | 6005 | ABTC LAWENFORCEMENT OFFICER III | VACANT | | PB | PL12/4 | 1 | 87.5% | 1 | 0 | 1 |
| 17 | | | | | | | | | 300,465 | 43,872 | 344,337 |

COMMONWEALTH OF THE NORTHERN MARIANA ISLANDS

DEPARTMENT: DEPARTMENT OF COMMERCE
DIVISION: ENFORCEMENT AND COMPLIANCE
ORG: 11160500

| ORG | OBJECT | DESCRIPTION | 2022 ACTUAL | 2023 ACTUAL | 2024 BUDGET PL 23-09 | 2025 DEPARTMENT SUBMISSION | 2025 GOVERNOR'S PROPOSAL |
|---|--------|----------------------------|----------------|----------------|----------------------------|----------------------------------|--------------------------------|
| 11160500 | 61000 | WAGES & SALARIES | 7,863 | 80,843 | 161,188 | 239,425 | 147,270 |
| 11160500 | 61020 | HOLIDAY PAY | 0 | 2,165 | 0 | 0 | 0 |
| 11160500 | 62000 | FICA CONTRIBUTION | 488 | 5,147 | 0 | 14,844 | 9,131 |
| 11160500 | 62010 | MEDICARE CONTRIBUTION | 114 | 1,204 | 0 | 3,472 | 2,135 |
| 11160500 | 62100 | 401K EMPLOYER CONTRIBUTION | 0 | 1,992 | 0 | 4,794 | 1,905 |
| 11160500 | 62200 | HEALTH INSURANCE PREMIUM | 75 | 5,335 | 0 | 8,123 | 10,629 |
| 11160500 | 62211 | PERSONNEL INSURANCE | 66 | 1,124 | 0 | 4,310 | 2,333 |
| TOTAL PERSONNEL | | | 8,606 | 97,809 | 161,188 | 274,968 | 173,403 |
| 11160500 | 65000 | OFFICE SUPPLIES | 0 | 0 | 0 | 5,000 | 0 |
| 11160500 | 65010 | OPERATIONAL SUPPLIES | 0 | 0 | 0 | 7,000 | 0 |
| 11160500 | 69000 | OTHER EXPENSES | 0 | 0 | 1,658 | 0 | 0 |
| TOTAL OTHER EXPENSES | | | 0 | 0 | 1,658 | 12,000 | 0 |
| 11160500 | 64060 | UTILITIES | 0 | 0 | 0 | 10,000 | 0 |
| TOTAL PERSONNEL, OTHER EXPENSES, AND UTILITIES | | | 8,606 | 97,809 | 162,846 | 296,968 | 173,403 |
| 11160500 | 69010 | PUBLIC AUDITOR 1% FEE | 862 | 1,827 | 0 | 2,970 | 1,734 |
| GRAND TOTAL | | | 9,469 | 99,636 | 162,846 | 299,938 | 175,137 |
| NUMBER OF POSITIONS | | | 6 | 6 | 5 | 7 | 5 |

Budget Year: 2025

Department: Department of Commerce
Division/Activity: Enforcement and Compliance
Org Code: 11160500

| NOP | Job Class Code | Position | Employee | Employee Number | Personnel Status Code | Pay Grade/Step | Annual Salary | Allocation Percent | Allocation Salary | Total Fringe Benefits | Total |
|----------|----------------|--------------------------------|--------------------|-----------------|-----------------------|----------------|---------------|--------------------|-------------------|-----------------------|----------------|
| 1 | 1125 | DIRECTOR ENFRMNT & COMPLIANCE | DAVID S. PALACIOS | 2054 | FT | PL20/10 | 59,116 | 87.5% | 51,726 | 8,373 | 60,099 |
| 1 | 1239 | COMMRCE ENF CMPLIANCE OFCR III | JESSE C. CHONG | 2078 | FT | PL15/4 | 34,564 | 87.5% | 30,243 | 2,858 | 33,101 |
| 1 | 1229 | COMMRCE ENF CMPLIANCE TRAINEE | NICK V. REYES JR | 2083 | FT | PL04/4 | 20,209 | 87.5% | 17,683 | 1,353 | 19,035 |
| 1 | 1237 | COMMRCE ENF COMPLIANCE OFCR. I | OWN S. HOLYMAY | 2084 | FT | PL11/5 | 29,857 | 87.5% | 26,125 | 3,514 | 29,639 |
| 1 | 1237 | COMMRCE ENF COMPLIANCE OFCR. I | PHILLIP Q. BABAUTA | 2080 | FT | PL11/1 | 24,564 | 87.5% | 21,493 | 10,035 | 31,528 |
| 5 | | | | | | | | | 147,270 | 26,132 | 173,403 |

COMMONWEALTH OF THE NORTHERN MARIANA ISLANDS

DEPARTMENT: DEPARTMENT OF COMMERCE

DIVISION: WORKERS COMPENSATION COMMISSION

ORG: 11160600

| ORG | OBJECT | DESCRIPTION | 2022 ACTUAL | 2023 ACTUAL | 2024 BUDGET PL 23-09 | 2025 DEPARTMENT SUBMISSION | 2025 GOVERNOR'S PROPOSAL |
|---|--------|----------------------------|----------------|----------------|----------------------------|----------------------------------|--------------------------------|
| 11160600 | 61000 | WAGES & SALARIES | 81,315 | 72,927 | 143,648 | 184,577 | 131,245 |
| 11160600 | 61020 | HOLIDAY PAY | 0 | 1,842 | 0 | 0 | 0 |
| 11160600 | 62000 | FICA CONTRIBUTION | 5,042 | 4,636 | 0 | 11,444 | 8,137 |
| 11160600 | 62010 | MEDICARE CONTRIBUTION | 1,179 | 1,084 | 0 | 2,676 | 1,903 |
| 11160600 | 62100 | 401K EMPLOYER CONTRIBUTION | 0 | 9 | 0 | 1,083 | 0 |
| 11160600 | 62200 | HEALTH INSURANCE PREMIUM | 19,015 | 14,672 | 0 | 10,052 | 18,295 |
| 11160600 | 62211 | PERSONNEL INSURANCE | 1,153 | 893 | 0 | 3,322 | 2,059 |
| TOTAL PERSONNEL | | | 107,703 | 96,064 | 143,648 | 213,155 | 161,639 |
| 11160600 | 64090 | COMMUNICATIONS | 0 | 0 | 0 | 5,000 | 0 |
| 11160600 | 65000 | OFFICE SUPPLIES | 0 | 0 | 0 | 4,000 | 0 |
| 11160600 | 65010 | OPERATIONAL SUPPLIES | 0 | 0 | 0 | 6,000 | 0 |
| 11160600 | 69000 | OTHER EXPENSES | 0 | 0 | 1,478 | 0 | 0 |
| TOTAL OTHER EXPENSES | | | 0 | 0 | 1,478 | 15,000 | 0 |
| 11160600 | 64060 | UTILITIES | 0 | 0 | 0 | 10,000 | 0 |
| TOTAL PERSONNEL, OTHER EXPENSES, AND UTILITIES | | | 107,703 | 96,064 | 145,126 | 238,155 | 161,639 |
| 11160600 | 69010 | PUBLIC AUDITOR 1% FEE | 1,708 | 1,402 | 0 | 2,382 | 1,616 |
| GRAND TOTAL | | | 109,412 | 97,466 | 145,126 | 240,537 | 163,255 |
| NUMBER OF POSITIONS | | | 4 | 4 | 4 | 5 | 4 |

Budget Year: 2025

Department: Department of Commerce
Division/Activity: Workers Compensation Commission
Org Code: 11160600

| NOP | Job Class Code | Position | Employee | Employee Number | Personnel Status Code | Pay Grade/Step | Annual Salary | Allocation Percent | Allocation Salary | Total Fringe Benefits | Total |
|----------|----------------|------------------------------|----------------------|-----------------|-----------------------|----------------|---------------|--------------------|-------------------|-----------------------|----------------|
| 1 | 1166 | DIRECTOR DIVISION | FRANCISCO D. CABRERA | 3298 | FT | PL20/11 | 62,071 | 87.5% | 54,312 | 16,284 | 70,596 |
| 1 | 1017 | ADMINISTRATIVE OFFICER III | JENITA B. CASTRO | 3308 | FT | PL15/9 | 44,113 | 87.5% | 38,599 | 10,791 | 49,390 |
| 1 | 1022 | ADMINISTRATIVE SPECIALIST II | VELMA M. REYES | 4131 | FT | PL09/3 | 24,564 | 87.5% | 21,493 | 2,031 | 23,524 |
| 1 | 0057 | CLERK TYPIST III | JOVAN I. FRED | 3289 | FT | PL03/4 | 19,246 | 87.5% | 16,841 | 1,288 | 18,129 |
| 4 | | | | | | | | | 131,245 | 30,394 | 161,639 |

COMMONWEALTH OF THE NORTHERN MARIANA ISLANDS

DEPARTMENT: DEPARTMENT OF COMMUNITY AND CULTURAL AFFAIRS

DIVISION: SECRETARY OF CCA

ORG: 11120100

| ORG | OBJECT | DESCRIPTION | 2022 ACTUAL | 2023 ACTUAL | 2024 BUDGET PL 23-09 | 2025 DEPARTMENT SUBMISSION | 2025 GOVERNOR'S PROPOSAL |
|---|--------------|----------------------------|----------------|----------------|----------------------------|----------------------------------|--------------------------------|
| 11120100 | 61000 | WAGES & SALARIES | 173,380 | 127,626 | 272,144 | 265,192 | 232,043 |
| 11120100 | 61010 | OVERTIME COMPENSATION | 0 | -307 | 0 | 0 | 0 |
| 11120100 | 61020 | HOLIDAY PAY | 0 | 2,670 | 0 | 0 | 0 |
| 11120100 | 62000 | FICA CONTRIBUTION | 10,748 | 8,158 | 0 | 16,442 | 14,387 |
| 11120100 | 62010 | MEDICARE CONTRIBUTION | 2,514 | 1,908 | 0 | 3,845 | 3,365 |
| 11120100 | 62100 | 401K EMPLOYER CONTRIBUTION | 1,093 | 622 | 0 | 1,600 | 1,400 |
| 11120100 | 62101 | RETIREMENT CONTRIBUTIONS | 15,594 | 11,964 | 0 | 0 | 0 |
| 11120100 | 62200 | HEALTH INSURANCE PREMIUM | 20,379 | 11,383 | 0 | 3,485 | 10,455 |
| 11120100 | 62211 | PERSONNEL INSURANCE | 1,964 | 1,663 | 0 | 4,773 | 2,263 |
| TOTAL PERSONNEL | | | 225,670 | 165,686 | 272,144 | 295,337 | 263,913 |
| 11120100 | 63000 | PROFESSIONAL SERVICES | 1,760 | 160 | 0 | 0 | 0 |
| 11120100 | 63100 | REPAIR AND MAINTENANCE | 1,539 | 0 | 0 | 0 | 0 |
| 11120100 | 63300 | CLEANING SERVICES | 350 | 490 | 0 | 0 | 0 |
| 11120100 | 64090 | COMMUNICATIONS | 323 | 210 | 0 | 6,240 | 0 |
| 11120100 | 64800 | TRAVEL EXPENSES | 62 | 0 | 0 | 0 | 0 |
| 11120100 | 65000 | OFFICE SUPPLIES | 54 | 0 | 0 | 0 | 0 |
| 11120100 | 65010 | OPERATIONAL SUPPLIES | 2,976 | 285 | 0 | 0 | 0 |
| 11120100 | 65030 | FUEL & LUBRICATE | 0 | 449 | 0 | 2,400 | 0 |
| 11120100 | 69000 | OTHER EXPENSES | 0 | 0 | 2,794 | 0 | 0 |
| TOTAL OTHER EXPENSES | | | 7,063 | 1,594 | 2,794 | 8,640 | 0 |
| 11120100 | 64060 | UTILITIES | 2,753 | 0 | 0 | 8,400 | 0 |
| TOTAL PERSONNEL, OTHER EXPENSES, AND UTILITIES | | | 235,487 | 167,280 | 274,938 | 312,377 | 263,913 |

COMMONWEALTH OF THE NORTHERN MARIANA ISLANDS

DEPARTMENT: DEPARTMENT OF COMMUNITY AND CULTURAL AFFAIRS

DIVISION: SECRETARY OF CCA

ORG: 11120100

| ORG | OBJECT | DESCRIPTION | 2022 ACTUAL | 2023 ACTUAL | 2024 BUDGET PL 23-09 | 2025 DEPARTMENT SUBMISSION | 2025 GOVERNOR'S PROPOSAL |
|----------------------------|--------|-----------------------|----------------|----------------|----------------------------|----------------------------------|--------------------------------|
| 11120100 | 69010 | PUBLIC AUDITOR 1% FEE | 1,031 | 2,640 | 0 | 0 | 2,639 |
| GRAND TOTAL | | | 236,518 | 169,920 | 274,938 | 312,377 | 266,552 |
| NUMBER OF POSITIONS | | | 8 | 8 | 8 | 8 | 8 |

GENERAL FUND

Budget Year: 2025

Department: Department of Community and Cultural Affairs
Division/Activity: Secretary of CCA
Org Code: 11120100

| NOP | Job Class Code | Position | Employee | Employee Number | Personnel Status Code | Pay Grade/Step | Annual Salary | Allocation Percent | Allocation Salary | Total Fringe Benefits | Total |
|----------|----------------|------------------------------------|------------------------|-----------------|-----------------------|----------------|---------------|--------------------|-------------------|-----------------------|----------------|
| 1 | 9120 | SECRETARY, DC&CA | FRANCISCO M. RABULIMAN | 3791 | AP | UNG | 54,000 | 87.50% | 47,250 | 3,615 | 50,865 |
| 1 | 1002 | ACCOUNTANT II | DOLORES C. CRUZ | 1040 | FT | PL12/7 | 34,564 | 87.50% | 30,243 | 2,858 | 33,101 |
| 1 | 1016 | ADMINISTRATIVE OFFICER II | RAMONA S. CAMACHO | 1192 | FT | PL13/3 | 29,857 | 87.50% | 26,125 | 1,999 | 28,124 |
| 1 | 1017 | ADMINISTRATIVE OFFICER III | STEPHANIE . AULERIO | 1246 | FT | PL15/7 | 40,012 | 87.50% | 35,010 | 8,194 | 43,204 |
| 1 | 2111 | COMMUNITY DEVELOPMENT SPCIALIST I | ORLANDO W. LIMES | 1139 | FT | PL08/6 | 27,082 | 87.50% | 23,696 | 5,724 | 29,421 |
| 1 | 2113 | COMMUNITY DEVELOPMENT SPCIALST III | JOAQUIN R. SABLAN JR. | 1148 | FT | PL12/11 | 42,012 | 87.50% | 36,761 | 6,959 | 43,720 |
| 1 | 2092 | COMMUNITY DEVELOPMENT TECHNICIAN | CECILE O. BLAS | 1143 | FT | PL03/5 | 20,209 | 87.50% | 17,683 | 1,353 | 19,035 |
| 1 | 2092 | COMMUNITY DEVELOPMENT TECHNICIAN | KEONI SEICHI P. HOSONO | 1062 | FT | PL03/2 | 17,457 | 87.50% | 15,275 | 1,169 | 16,443 |
| 8 | | | | | | | | | 232,043 | 31,870 | 263,913 |

COMMONWEALTH OF THE NORTHERN MARIANA ISLANDS

DEPARTMENT: DEPARTMENT OF COMMUNITY AND CULTURAL AFFAIRS

DIVISION: DIVISION OF YOUTH SERVICES - SAIPAN

ORG: 11120800

| ORG | OBJECT | DESCRIPTION | 2022 ACTUAL | 2023 ACTUAL | 2024 BUDGET PL 23-09 | 2025 DEPARTMENT SUBMISSION | 2025 GOVERNOR'S PROPOSAL |
|---|--------------|----------------------------|----------------|----------------|----------------------------|----------------------------------|--------------------------------|
| 11120800 | 61000 | WAGES & SALARIES | 225,826 | 102,360 | 393,099 | 380,939 | 256,963 |
| 11120800 | 61010 | OVERTIME COMPENSATION | 113 | 153 | 0 | 0 | 0 |
| 11120800 | 61020 | HOLIDAY PAY | 0 | 566 | 0 | 0 | 0 |
| 11120800 | 61200 | BOARD & OTHER COMPENSATION | 3,901 | 0 | 0 | 0 | 0 |
| 11120800 | 62000 | FICA CONTRIBUTION | 14,250 | 6,390 | 0 | 19,071 | 15,932 |
| 11120800 | 62010 | MEDICARE CONTRIBUTION | 3,333 | 1,494 | 0 | 4,460 | 3,726 |
| 11120800 | 62100 | 401K EMPLOYER CONTRIBUTION | 3,312 | 1,191 | 0 | 7,424 | 3,070 |
| 11120800 | 62200 | HEALTH INSURANCE PREMIUM | 42,317 | 17,671 | 0 | 4,294 | 22,999 |
| 11120800 | 62211 | PERSONNEL INSURANCE | 2,084 | 925 | 0 | 2,800 | 2,029 |
| TOTAL PERSONNEL | | | 295,135 | 130,751 | 393,099 | 418,988 | 304,718 |
| 11120800 | 63000 | PROFESSIONAL SERVICES | 2,346 | 180 | 0 | 0 | 0 |
| 11120800 | 63100 | REPAIR AND MAINTENANCE | 0 | 550 | 0 | 20,000 | 0 |
| 11120800 | 64720 | RENTAL-OFFICES | 0 | 0 | 0 | 23,136 | 0 |
| 11120800 | 64800 | TRAVEL EXPENSES | 255 | 0 | 0 | 0 | 0 |
| 11120800 | 65010 | OPERATIONAL SUPPLIES | 678 | 297 | 0 | 0 | 0 |
| 11120800 | 65900 | FREIGHT AND HANDLING | 0 | 1,000 | 0 | 0 | 0 |
| 11120800 | 67100 | PROJECT EXPENSES | 117 | 0 | 0 | 0 | 0 |
| 11120800 | 69000 | OTHER EXPENSES | 0 | 0 | 4,039 | 0 | 0 |
| TOTAL OTHER EXPENSES | | | 3,395 | 2,027 | 4,039 | 43,136 | 0 |
| 11120800 | 64060 | UTILITIES | 0 | 0 | 0 | 30,000 | 0 |
| TOTAL PERSONNEL, OTHER EXPENSES, AND UTILITIES | | | 298,530 | 132,778 | 397,138 | 492,124 | 304,718 |

COMMONWEALTH OF THE NORTHERN MARIANA ISLANDS

DEPARTMENT: DEPARTMENT OF COMMUNITY AND CULTURAL AFFAIRS

DIVISION: DIVISION OF YOUTH SERVICES - SAIPAN

ORG: 11120800

| ORG | OBJECT | DESCRIPTION | 2022 ACTUAL | 2023 ACTUAL | 2024 BUDGET PL 23-09 | 2025 DEPARTMENT SUBMISSION | 2025 GOVERNOR'S PROPOSAL |
|----------------------------|--------|-----------------------|----------------|----------------|----------------------------|----------------------------------|--------------------------------|
| 11120800 | 69010 | PUBLIC AUDITOR 1% FEE | 850 | 3,291 | 0 | 0 | 3,047 |
| GRAND TOTAL | | | 299,380 | 136,069 | 397,138 | 492,124 | 307,766 |
| NUMBER OF POSITIONS | | | 19 | 21 | 21 | 13 | 11 |

GENERAL FUND

Budget Year: 2025

Department: Department of Community and Cultural Affairs
Division/Activity: Division of Youth Services - Saipan
Org Code: 11120800

| NOP | Job Class Code | Position | Employee | Employee Number | Personnel Status Code | Pay Grade/Step | Annual Salary | Allocation Percent | Allocation Salary | Total Fringe Benefits | Total |
|-----------|----------------|--------------------------------|----------------------|-----------------|-----------------------|----------------|---------------|--------------------|-------------------|-----------------------|----------------|
| 1 | 1015 | ADMINISTRATIVE OFFICER I | VACANT | | FT | PL11/01 | 24,564 | 80% | 19,651 | 1,503 | 21,155 |
| 1 | 2300 | CASEWORKER I | DENISE B. CRUZ | 3242 | PA | PL11/1 | 24,564 | 80% | 19,651 | 2,643 | 22,294 |
| 1 | 2300 | CASEWORKER I | MILDRED W. SIKEBERT | 1086 | FT | PL11/6 | 31,350 | 80% | 25,080 | 9,088 | 34,168 |
| 1 | 2300 | CASEWORKER I | QUAID O. NGIRCHONGOR | 1099 | FT | PL11/6 | 31,350 | 80% | 25,080 | 5,158 | 30,238 |
| 1 | 2112 | COMMUNITY DVLOPMNT SPICALST II | ANNA Y. RANGAMAR | 1119 | FT | PL10/4 | 27,082 | 80% | 21,665 | 4,445 | 26,110 |
| 1 | 3401 | EMERGENCY SHELTER CARETAKER | JOVITA A. OMAR | 4338 | PB | PL04/1 | 17,457 | 80% | 13,966 | 1,068 | 15,034 |
| 1 | 3401 | EMERGENCY SHELTER CARETAKER | VACANT | | PB | PL04/1 | 17,457 | 80% | 13,966 | 1,068 | 15,034 |
| 1 | 3401 | EMERGENCY SHELTER CARETAKER | VACANT | | PB | PL04/1 | 17,457 | 80% | 13,966 | 1,068 | 15,034 |
| 1 | 6160 | PROBATION OFFICER II | SHEELANE S. SANTOS | 1223 | FT | PL17/5 | 40,012 | 80% | 32,009 | 6,517 | 38,526 |
| 1 | 6161 | PROBATION OFFICER III | MISSY D. ALDAN | 1045 | FT | PL19/9 | 53,620 | 80% | 42,896 | 4,054 | 46,949 |
| 1 | 6161 | PROBATION OFFICER III | RUTHA M. TEBUTEB | 1185 | FT | PL19/1 | 36,292 | 80% | 29,033 | 11,142 | 40,175 |
| 11 | | | | | | | | | 256,963 | 47,755 | 304,718 |

COMMONWEALTH OF THE NORTHERN MARIANA ISLANDS

DEPARTMENT: DEPARTMENT OF COMMUNITY AND CULTURAL AFFAIRS

DIVISION: CHILD CARE LICENSING PROGRAM

ORG: 11120900

| ORG | OBJECT | DESCRIPTION | 2022 ACTUAL | 2023 ACTUAL | 2024 BUDGET PL 23-09 | 2025 DEPARTMENT SUBMISSION | 2025 GOVERNOR'S PROPOSAL |
|-----------------------------|--------------|----------------------------|----------------|----------------|----------------------------|----------------------------------|--------------------------------|
| 11120900 | 61000 | WAGES & SALARIES | 38,268 | 31,451 | 137,726 | 151,020 | 125,834 |
| 11120900 | 61020 | HOLIDAY PAY | 0 | 695 | 0 | 0 | 0 |
| 11120900 | 62000 | FICA CONTRIBUTION | 2,373 | 1,993 | 0 | 9,363 | 7,802 |
| 11120900 | 62010 | MEDICARE CONTRIBUTION | 555 | 466 | 0 | 2,190 | 1,825 |
| 11120900 | 62100 | 401K EMPLOYER CONTRIBUTION | 123 | 915 | 0 | 4,360 | 3,633 |
| 11120900 | 62101 | RETIREMENT CONTRIBUTIONS | 0 | 0 | 0 | 47,280 | 0 |
| 11120900 | 62200 | HEALTH INSURANCE PREMIUM | 13,736 | 7,052 | 0 | 14,636 | 10,629 |
| 11120900 | 62211 | PERSONNEL INSURANCE | 615 | 527 | 0 | 2,718 | 1,897 |
| TOTAL PERSONNEL | | | 55,669 | 43,099 | 137,726 | 231,567 | 151,620 |
| 11120900 | 43050 | LICENSES & PERMITS | -739 | -3,279 | 0 | 0 | 0 |
| 11120900 | 63000 | PROFESSIONAL SERVICES | 0 | 0 | 0 | 3,000 | 0 |
| 11120900 | 63300 | CLEANING SERVICES | 0 | 0 | 0 | 6,000 | 0 |
| 11120900 | 64090 | COMMUNICATIONS | 0 | 0 | 0 | 6,000 | 0 |
| 11120900 | 64100 | PRINTING AND PHOTOCOPYING | 0 | 0 | 0 | 3,000 | 0 |
| 11120900 | 64800 | TRAVEL EXPENSES | 0 | 0 | 0 | 5,000 | 0 |
| 11120900 | 65000 | OFFICE SUPPLIES | 0 | 0 | 0 | 5,000 | 0 |
| 11120900 | 65010 | OPERATIONAL SUPPLIES | 0 | 0 | 0 | 5,000 | 0 |
| 11120900 | 65020 | FOOD ITEMS | 0 | 0 | 0 | 600 | 0 |
| 11120900 | 65030 | FUEL & LUBRICATE | 0 | 0 | 0 | 5,000 | 0 |
| 11120900 | 69000 | OTHER EXPENSES | 0 | 0 | 1,417 | 0 | 0 |
| TOTAL OTHER EXPENSES | | | -739 | -3,279 | 1,417 | 38,600 | 0 |
| 11120900 | 64060 | UTILITIES | 0 | 0 | 0 | 18,000 | 0 |

COMMONWEALTH OF THE NORTHERN MARIANA ISLANDS

DEPARTMENT: DEPARTMENT OF COMMUNITY AND CULTURAL AFFAIRS

DIVISION: CHILD CARE LICENSING PROGRAM

ORG: 11120900

| ORG | OBJECT | DESCRIPTION | 2022 ACTUAL | 2023 ACTUAL | 2024 BUDGET PL 23-09 | 2025 DEPARTMENT SUBMISSION | 2025 GOVERNOR'S PROPOSAL |
|--|--------|-----------------------|----------------|----------------|----------------------------|----------------------------------|--------------------------------|
| TOTAL PERSONNEL, OTHER EXPENSES, AND UTILITIES | | | 54,930 | 39,820 | 139,143 | 288,167 | 151,620 |
| 11120900 | 69010 | PUBLIC AUDITOR 1% FEE | 281 | 374 | 0 | 2,882 | 1,516 |
| GRAND TOTAL | | | 55,211 | 40,194 | 139,143 | 291,049 | 153,136 |
| NUMBER OF POSITIONS | | | 3 | 3 | 4 | 4 | 4 |

Budget Year: 2025

Department: Department of Community and Cultural Affairs
Division/Activity: Child Care Licensing Program
Org Code: 11120900

| NOP | Job Class Code | Position | Employee | Employee Number | Personnel Status Code | Pay Grade/Step | Annual Salary | Allocation Percent | Allocation Salary | Total Fringe Benefits | Total |
|----------|----------------|----------------------------------|-------------------|-----------------|-----------------------|----------------|---------------|--------------------|-------------------|-----------------------|----------------|
| 1 | 2314 | CHILDCARE LICENSING SUPERVISOR | GORDON B. SALAS | 3716 | FT | PL15/9 | 44,113 | 87.50% | 38,599 | 12,335 | 50,934 |
| 1 | 0070 | ADMINISTRATIVE DATA SPECIALIST I | GREGORIA S. AHMED | 1236 | FT | PL09/2 | 23,394 | 87.50% | 20,470 | 2,385 | 22,855 |
| 1 | 6164 | SAFETY INSPECTOR | RITA N. OLOPAI | 1147 | FT | PL10/10 | 36,292 | 87.50% | 31,755 | 4,271 | 36,026 |
| 1 | 0268 | SECRETARY III | ADELA S. CAPATI | 1218 | FT | PL10/12 | 40,012 | 87.50% | 35,010 | 6,794 | 41,804 |
| 4 | | | | | | | | | 125,834 | 25,785 | 151,619 |

COMMONWEALTH OF THE NORTHERN MARIANA ISLANDS

DEPARTMENT: DEPARTMENT OF COMMUNITY AND CULTURAL AFFAIRS

DIVISION: HISTORICAL PRESERVATION OFFICE - SAIPAN

ORG: 11120600

| ORG | OBJECT | DESCRIPTION | 2022 ACTUAL | 2023 ACTUAL | 2024 BUDGET PL 23-09 | 2025 DEPARTMENT SUBMISSION | 2025 GOVERNOR'S PROPOSAL |
|---|--------|----------------------------|----------------|----------------|----------------------------|----------------------------------|--------------------------------|
| 11120600 | 61000 | WAGES & SALARIES | 73,021 | 82,587 | 253,788 | 266,172 | 232,901 |
| 11120600 | 61020 | HOLIDAY PAY | 0 | 1,749 | 0 | 0 | 0 |
| 11120600 | 62000 | FICA CONTRIBUTION | 4,527 | 5,229 | 0 | 14,440 | 14,440 |
| 11120600 | 62010 | MEDICARE CONTRIBUTION | 1,059 | 1,223 | 0 | 3,377 | 3,377 |
| 11120600 | 62100 | 401K EMPLOYER CONTRIBUTION | 0 | 612 | 0 | 903 | 1,544 |
| 11120600 | 62200 | HEALTH INSURANCE PREMIUM | 3,389 | 14,735 | 0 | 22,566 | 28,814 |
| 11120600 | 62211 | PERSONNEL INSURANCE | 412 | 735 | 0 | 4,192 | 1,650 |
| TOTAL PERSONNEL | | | 82,408 | 106,869 | 253,788 | 311,650 | 282,726 |
| 11120600 | 63100 | REPAIR AND MAINTENANCE | 0 | 40 | 0 | 0 | 0 |
| 11120600 | 64070 | STORAGE AND HANDLING | 0 | 500 | 0 | 0 | 0 |
| 11120600 | 64090 | COMMUNICATIONS | 0 | 0 | 0 | 7,200 | 0 |
| 11120600 | 64800 | TRAVEL EXPENSES | 0 | 437 | 0 | 0 | 0 |
| 11120600 | 65030 | FUEL & LUBRICATE | 0 | 114 | 0 | 9,000 | 0 |
| 11120600 | 69000 | OTHER EXPENSES | 0 | 0 | 2,610 | 0 | 0 |
| TOTAL OTHER EXPENSES | | | 0 | 1,091 | 2,610 | 16,200 | 0 |
| 11120600 | 64060 | UTILITIES | 0 | 0 | 0 | 33,600 | 0 |
| TOTAL PERSONNEL, OTHER EXPENSES, AND UTILITIES | | | 82,408 | 107,960 | 256,398 | 361,450 | 282,726 |
| 11120600 | 69010 | PUBLIC AUDITOR 1% FEE | 336 | 2,077 | 0 | 999 | 2,827 |
| GRAND TOTAL | | | 82,745 | 110,037 | 256,398 | 362,449 | 285,553 |
| NUMBER OF POSITIONS | | | 8 | 9 | 8 | 8 | 8 |

GENERAL FUND

Budget Year: 2025

Department: Department of Community and Cultural Affairs
Division/Activity: Historical Preservation Office - Saipan
Org Code: 11120600

| NOP | Job Class Code | Position | Employee | Employee Number | Personnel Status Code | Pay Grade/Step | Annual Salary | Allocation Percent | Allocation Salary | Total Fringe Benefits | Total |
|----------|----------------|--------------------------------|-------------------------|-----------------|-----------------------|----------------|---------------|--------------------|-------------------|-----------------------|----------------|
| 1 | 2161 | HISTORC PRSRVTION OFFICER | MERTIE T. KANI | 4241 | FT | PL20/6 | 48,635 | 87.50% | 42,555 | 3,255 | 45,811 |
| 1 | 1021 | ADMINISTRATIVE SPECIALIST I | JENNIFER LISA M. SABLAN | 1142 | FT | PL07/5 | 24,564 | 87.50% | 21,493 | 1,644 | 23,137 |
| 1 | 1235 | FEDRAL PRGRAM COORDINATOR III | LINDA C. TORRES | 1044 | FT | PL13/11 | 44,113 | 87.50% | 38,599 | 12,710 | 51,309 |
| 1 | 2159 | HISTORC PRSRVTION TCHNCIAN I | SHIZELLE C. PUA | 1102 | FT | PL04/2 | 18,330 | 87.50% | 16,039 | 1,868 | 17,907 |
| 1 | 2160 | HISTORC PRSRVTION TCHNCIAN II | ANTONELLI M. ROSARIO | 1028 | FT | PL05/10 | 28,436 | 87.50% | 24,881 | 8,602 | 33,483 |
| 1 | 2160 | HISTORC PRSRVTION TCHNCIAN II | JOSE JESUS K. FITIAL | 1048 | FT | PL05/8 | 25,792 | 87.50% | 22,568 | 2,629 | 25,197 |
| 1 | 2146 | HISTORIC PRSRVTION COORDINATOR | JOHN DIEGO D. PALACIOS | 1072 | FT | PL12/10 | 40,012 | 87.50% | 35,010 | 6,358 | 41,368 |
| 1 | 2156 | HISTORIC PRSRVTION SPECIALIST | LUFO Q. BABAUTA | 1202 | FT | PL10/10 | 36,292 | 87.50% | 31,755 | 12,758 | 44,513 |
| 8 | | | | | | | | | 232,901 | 49,825 | 282,726 |

COMMONWEALTH OF THE NORTHERN MARIANA ISLANDS

DEPARTMENT: DEPARTMENT OF COMMUNITY AND CULTURAL AFFAIRS

DIVISION: OFFICE OF AGING - SAIPAN

ORG: 11120700

| ORG | OBJECT | DESCRIPTION | 2022 ACTUAL | 2023 ACTUAL | 2024 BUDGET PL 23-09 | 2025 DEPARTMENT SUBMISSION | 2025 GOVERNOR'S PROPOSAL |
|---|--------|----------------------------|----------------|----------------|----------------------------|----------------------------------|--------------------------------|
| 11120700 | 61000 | WAGES & SALARIES | 33,300 | 66,638 | 199,944 | 352,277 | 182,411 |
| 11120700 | 61020 | HOLIDAY PAY | 0 | 1,562 | 0 | 0 | 0 |
| 11120700 | 62000 | FICA CONTRIBUTION | 2,065 | 4,228 | 0 | 21,841 | 11,309 |
| 11120700 | 62010 | MEDICARE CONTRIBUTION | 483 | 989 | 0 | 5,108 | 2,645 |
| 11120700 | 62100 | 401K EMPLOYER CONTRIBUTION | 0 | 102 | 0 | 214 | 0 |
| 11120700 | 62200 | HEALTH INSURANCE PREMIUM | 0 | 14,921 | 0 | 33,453 | 27,474 |
| 11120700 | 62211 | PERSONNEL INSURANCE | 534 | 1,142 | 0 | 6,341 | 3,283 |
| TOTAL PERSONNEL | | | 36,382 | 89,582 | 199,944 | 419,234 | 227,122 |
| 11120700 | 63100 | REPAIR AND MAINTENANCE | 0 | 0 | 0 | 20,000 | 0 |
| 11120700 | 63300 | CLEANING SERVICES | 300 | 0 | 0 | 0 | 0 |
| 11120700 | 64040 | LICENSES AND FEES | 0 | 0 | 0 | 15,000 | 0 |
| 11120700 | 64090 | COMMUNICATIONS | 0 | 0 | 0 | 10,000 | 0 |
| 11120700 | 65020 | FOOD ITEMS | 0 | 0 | 0 | 200,000 | 0 |
| 11120700 | 69000 | OTHER EXPENSES | 0 | 0 | 2,057 | 0 | 0 |
| TOTAL OTHER EXPENSES | | | 300 | 0 | 2,057 | 245,000 | 0 |
| 11120700 | 64060 | UTILITIES | 0 | 0 | 0 | 0 | 0 |
| TOTAL PERSONNEL, OTHER EXPENSES, AND UTILITIES | | | 36,682 | 89,582 | 202,001 | 664,234 | 227,122 |
| 11120700 | 69010 | PUBLIC AUDITOR 1% FEE | 329 | 1,379 | 0 | 4,852 | 2,271 |
| GRAND TOTAL | | | 37,011 | 90,961 | 202,001 | 669,086 | 229,393 |
| NUMBER OF POSITIONS | | | 9 | 9 | 7 | 13 | 5 |

Budget Year: 2025

Department: Department of Community and Cultural Affairs
Division/Activity: Office of Aging - Saipan
Org Code: 11120700

| NOP | Job Class Code | Position | Employee | Employee Number | Personnel Status Code | Pay Grade/Step | Annual Salary | Allocation Percent | Allocation Salary | Total Fringe Benefits | Total |
|----------|----------------|----------------------------|-------------------------|-----------------|-----------------------|----------------|---------------|--------------------|-------------------|-----------------------|----------------|
| 1 | 1108 | DIRECTOR, OFFICE OF AGING | WALTER A. MANGLONA | 1136 | FT | PL20/8 | 53,620 | 87% | 46,649 | 14,110 | 60,759 |
| 1 | 1004 | ACCOUNTANT IV (SUPERVISOR) | MATILDE S. ROSARIO | 1023 | FT | PL17/12 | 56,301 | 87.50% | 49,263 | 11,799 | 61,062 |
| 1 | 1017 | ADMINISTRATIVE OFFICER III | EVELYN F. DAVID | 1052 | FT | PL15/8 | 42,012 | 87.50% | 36,761 | 3,474 | 40,235 |
| 1 | 1017 | ADMINISTRATIVE OFFICER III | VALERIE KATE Q. APATANG | 1187 | FT | PL15/4 | 34,564 | 87.50% | 30,243 | 10,002 | 40,245 |
| 1 | 8143 | BUS DRIVER | PAUL M. LIZAMA | 1162 | FT | PL02/8 | 22,280 | 87.50% | 19,495 | 5,327 | 24,822 |
| 5 | | | | | | | | | 182,411 | 44,712 | 227,123 |

COMMONWEALTH OF THE NORTHERN MARIANA ISLANDS

DEPARTMENT: DEPARTMENT OF COMMUNITY AND CULTURAL AFFAIRS

DIVISION: COUNCIL FOR ARTS AND CULTURE

ORG: 11120200

| ORG | OBJECT | DESCRIPTION | 2022 ACTUAL | 2023 ACTUAL | 2024 BUDGET PL 23-09 | 2025 DEPARTMENT SUBMISSION | 2025 GOVERNOR'S PROPOSAL |
|-----------------------------|--------------|----------------------------|----------------|----------------|----------------------------|----------------------------------|--------------------------------|
| 11120200 | 61000 | WAGES & SALARIES | 83,706 | 102,533 | 277,401 | 232,581 | 205,594 |
| 11120200 | 61020 | HOLIDAY PAY | 0 | 2,695 | 0 | 0 | 0 |
| 11120200 | 62000 | FICA CONTRIBUTION | 5,190 | 6,524 | 0 | 0 | 12,747 |
| 11120200 | 62010 | MEDICARE CONTRIBUTION | 1,214 | 1,526 | 0 | 3,262 | 2,981 |
| 11120200 | 62100 | 401K EMPLOYER CONTRIBUTION | 701 | 526 | 0 | 0 | 860 |
| 11120200 | 62101 | RETIREMENT CONTRIBUTIONS | 0 | 0 | 0 | 16,822 | 0 |
| 11120200 | 62200 | HEALTH INSURANCE PREMIUM | 10,659 | 6,978 | 0 | 6,471 | 6,970 |
| 11120200 | 62211 | PERSONNEL INSURANCE | 1,009 | 908 | 0 | 2,382 | 1,324 |
| TOTAL PERSONNEL | | | 102,479 | 121,690 | 277,401 | 261,518 | 230,476 |
| 11120200 | 63000 | PROFESSIONAL SERVICES | 2,560 | 0 | 0 | 5,000 | 0 |
| 11120200 | 63100 | REPAIR AND MAINTENANCE | 0 | 0 | 0 | 5,000 | 0 |
| 11120200 | 63300 | CLEANING SERVICES | 250 | 0 | 0 | 0 | 0 |
| 11120200 | 64090 | COMMUNICATIONS | 1,751 | 142 | 0 | 10,000 | 0 |
| 11120200 | 64790 | RENTAL-OTHERS | 1,800 | 0 | 0 | 0 | 0 |
| 11120200 | 64800 | TRAVEL EXPENSES | 0 | 0 | 0 | 25,000 | 0 |
| 11120200 | 64900 | OTHER SERVICES & CHARGES | 10,000 | 0 | 0 | 0 | 0 |
| 11120200 | 65000 | OFFICE SUPPLIES | 0 | 0 | 0 | 5,000 | 0 |
| 11120200 | 65010 | OPERATIONAL SUPPLIES | 76 | 0 | 0 | 5,000 | 0 |
| 11120200 | 65030 | FUEL & LUBRICATE | 863 | 766 | 0 | 15,000 | 0 |
| 11120200 | 69000 | OTHER EXPENSES | 0 | 0 | 2,853 | 0 | 0 |
| TOTAL OTHER EXPENSES | | | 17,300 | 908 | 2,853 | 70,000 | 0 |
| 11120200 | 64060 | UTILITIES | 0 | 40 | 0 | 10,000 | 0 |

COMMONWEALTH OF THE NORTHERN MARIANA ISLANDS

DEPARTMENT: DEPARTMENT OF COMMUNITY AND CULTURAL AFFAIRS

DIVISION: COUNCIL FOR ARTS AND CULTURE

ORG: 11120200

| ORG | OBJECT | DESCRIPTION | 2022 ACTUAL | 2023 ACTUAL | 2024 BUDGET PL 23-09 | 2025 DEPARTMENT SUBMISSION | 2025 GOVERNOR'S PROPOSAL |
|--|--------|-----------------------|----------------|----------------|----------------------------|----------------------------------|--------------------------------|
| TOTAL PERSONNEL, OTHER EXPENSES, AND UTILITIES | | | 119,779 | 122,639 | 280,254 | 341,518 | 230,476 |
| 11120200 | 69010 | PUBLIC AUDITOR 1% FEE | 413 | 2,368 | 0 | 0 | 2,305 |
| GRAND TOTAL | | | 120,192 | 125,006 | 280,254 | 341,518 | 232,781 |
| NUMBER OF POSITIONS | | | 12 | 12 | 10 | 10 | 8 |

GENERAL FUND

Budget Year: 2025

Department: Department of Community and Cultural Affairs
Division/Activity: Council for Arts and Culture
Org Code: 11120200

| NOP | Job Class Code | Position | Employee | Employee Number | Personnel Status Code | Pay Grade/Step | Annual Salary | Allocation Percent | Allocation Salary | Total Fringe Benefits | Total |
|----------|----------------|----------------------------|-------------------------|-----------------|-----------------------|----------------|---------------|--------------------|-------------------|-----------------------|----------------|
| 1 | 9075 | EXECUTIVE DIRECTOR | SEPE GLORIANA M. TEUIRA | 1196 | ES | UNG | 45,000 | 87.50% | 39,375 | 3,012 | 42,387 |
| 1 | 1004 | ACCOUNTANT IV (SUPERVISOR) | MARGARET R. MUNA | 1007 | FT | PL17/6 | 42,012 | 87.50% | 36,761 | 6,959 | 43,720 |
| 1 | 0023 | ADMINISTRATIVE ASSISTANT | ERICA M. TRINIDAD | 1174 | FT | PL05/6 | 23,394 | 87.50% | 20,470 | 1,566 | 22,036 |
| 1 | 2006 | ARTS COORDINATOR I | JONOVAN H. LIZAMA | 1130 | FT | PL08/4 | 24,564 | 87.50% | 21,493 | 1,644 | 23,137 |
| 1 | 2006 | ARTS COORDINATOR I | LUCILLE T. AYUYU | 1173 | FT | PL08/4 | 24,564 | 87.50% | 21,493 | 6,376 | 27,869 |
| 1 | 2018 | PROGRAM COORDINATOR | JOHN S. CASTRO JR | 1219 | LT | UNG | 40,517 | 87.50% | 35,452 | 2,712 | 38,164 |
| 1 | 8797 | TRADES HELPER | JASON P. ALDAN | 4526 | FT | PL01/4 | 17,457 | 87.50% | 15,275 | 1,443 | 16,718 |
| 1 | 8797 | TRADES HELPER | TYLER J. WARWICK | 1258 | FT | PL01/4 | 17,457 | 87.50% | 15,275 | 1,169 | 16,443 |
| 8 | | | | | | | | | 205,594 | 24,881 | 230,475 |

COMMONWEALTH OF THE NORTHERN MARIANA ISLANDS

DEPARTMENT: DEPARTMENT OF COMMUNITY AND CULTURAL AFFAIRS

DIVISION: LOW INCOME HOME ENERGY ASSISTANCE PROGRAM

ORG: 11121000

| ORG | OBJECT | DESCRIPTION | 2022 ACTUAL | 2023 ACTUAL | 2024 BUDGET PL 23-09 | 2025 DEPARTMENT SUBMISSION | 2025 GOVERNOR'S PROPOSAL |
|---|--------------|---------------------------|----------------|----------------|----------------------------|----------------------------------|--------------------------------|
| 11121000 | 61000 | WAGES & SALARIES | 0 | 19,702 | 79,250 | 73,101 | 47,926 |
| 11121000 | 61020 | HOLIDAY PAY | 0 | 1,340 | 0 | 0 | 0 |
| 11121000 | 62000 | FICA CONTRIBUTION | 0 | 1,305 | 0 | 4,532 | 2,971 |
| 11121000 | 62010 | MEDICARE CONTRIBUTION | 0 | 305 | 0 | 1,060 | 695 |
| 11121000 | 62200 | HEALTH INSURANCE PREMIUM | 0 | 1,340 | 0 | 15,420 | 0 |
| 11121000 | 62211 | PERSONNEL INSURANCE | 0 | 220 | 0 | 1,316 | 544 |
| TOTAL PERSONNEL | | | 0 | 24,213 | 79,250 | 95,429 | 52,136 |
| 11121000 | 63100 | REPAIR AND MAINTENANCE | 670 | 0 | 0 | 0 | 0 |
| 11121000 | 63300 | CLEANING SERVICES | 880 | 1,810 | 0 | 0 | 0 |
| 11121000 | 64090 | COMMUNICATIONS | 633 | 0 | 0 | 0 | 0 |
| 11121000 | 64100 | PRINTING AND PHOTOCOPYING | 10 | 0 | 0 | 0 | 0 |
| 11121000 | 64110 | ADVERTISING | 305 | 0 | 0 | 0 | 0 |
| 11121000 | 64800 | TRAVEL EXPENSES | 0 | 1,032 | 0 | 0 | 0 |
| 11121000 | 65000 | OFFICE SUPPLIES | 325 | 0 | 0 | 0 | 0 |
| 11121000 | 65010 | OPERATIONAL SUPPLIES | 610 | 315 | 0 | 0 | 0 |
| 11121000 | 65040 | FURNITURE & FIXTURES | 4,752 | 134 | 0 | 0 | 0 |
| 11121000 | 65900 | FREIGHT AND HANDLING | 0 | 30 | 0 | 0 | 0 |
| 11121000 | 66000 | CAPITAL ASSETS | 2,598 | 12,536 | 0 | 0 | 0 |
| 11121000 | 69000 | OTHER EXPENSES | 0 | 0 | 815 | 0 | 0 |
| TOTAL OTHER EXPENSES | | | 10,783 | 15,857 | 815 | 0 | 0 |
| 11121000 | 64060 | UTILITIES | 41,285 | 60,000 | 0 | 160,000 | 0 |
| TOTAL PERSONNEL, OTHER EXPENSES, AND UTILITIES | | | 52,068 | 100,070 | 80,065 | 255,429 | 52,136 |

COMMONWEALTH OF THE NORTHERN MARIANA ISLANDS

DEPARTMENT: DEPARTMENT OF COMMUNITY AND CULTURAL AFFAIRS

DIVISION: LOW INCOME HOME ENERGY ASSISTANCE PROGRAM

ORG: 11121000

| ORG | OBJECT | DESCRIPTION | 2022 ACTUAL | 2023 ACTUAL | 2024 BUDGET PL 23-09 | 2025 DEPARTMENT SUBMISSION | 2025 GOVERNOR'S PROPOSAL |
|----------------------------|--------|-----------------------|----------------|----------------|----------------------------|----------------------------------|--------------------------------|
| 11121000 | 69010 | PUBLIC AUDITOR 1% FEE | 1,075 | 1,378 | 0 | 0 | 521 |
| GRAND TOTAL | | | 53,142 | 101,448 | 80,065 | 255,429 | 52,657 |
| NUMBER OF POSITIONS | | | 4 | 4 | 3 | 3 | 2 |

Budget Year: 2025

Department: Department of Community and Cultural Affairs
Division/Activity: Low Income Home Energy Assistance Program
Org Code: 11121000

| NOP | Job Class Code | Position | Employee | Employee Number | Personnel Status Code | Pay Grade/Step | Annual Salary | Allocation Percent | Allocation Salary | Total Fringe Benefits | Total |
|----------|----------------|-----------------------------|---------------------|-----------------|-----------------------|----------------|---------------|--------------------|-------------------|-----------------------|---------------|
| 1 | 1017 | ADMINISTRATIVE OFFICER III | GREGORIA K. OLOPAI | 1032 | FT | PL15/4 | 34,564 | 87.50% | 30,243 | 2,858 | 33,101 |
| 1 | 1021 | ADMINISTRATIVE SPECIALIST I | ALICE SOMOL ROMOLOR | 4263 | FT | PL07/01 | 20,209 | 87.50% | 17,683 | 1,353 | 19,035 |
| 2 | | | | | | | | | 47,926 | 4,211 | 52,136 |

COMMONWEALTH OF THE NORTHERN MARIANA ISLANDS

DEPARTMENT: DEPARTMENT OF COMMUNITY AND CULTURAL AFFAIRS

DIVISION: CHAMORRO/CAROLINIAN LANGUAGE COMMISSION

ORG: 11121200

| ORG | OBJECT | DESCRIPTION | 2022 ACTUAL | 2023 ACTUAL | 2024 BUDGET PL 23-09 | 2025 DEPARTMENT SUBMISSION | 2025 GOVERNOR'S PROPOSAL |
|---|--------|--------------------------|----------------|----------------|----------------------------|----------------------------------|--------------------------------|
| 11121200 | 61000 | WAGES & SALARIES | 101,309 | 66,045 | 166,319 | 173,668 | 151,260 |
| 11121200 | 61020 | HOLIDAY PAY | 0 | 1,146 | 0 | 0 | 0 |
| 11121200 | 62000 | FICA CONTRIBUTION | 6,281 | 4,166 | 0 | 10,767 | 9,378 |
| 11121200 | 62010 | MEDICARE CONTRIBUTION | 1,469 | 974 | 0 | 2,518 | 2,193 |
| 11121200 | 62200 | HEALTH INSURANCE PREMIUM | 34,700 | 21,441 | 0 | 25,787 | 25,787 |
| 11121200 | 62211 | PERSONNEL INSURANCE | 708 | 692 | 0 | 3,125 | 1,548 |
| TOTAL PERSONNEL | | | 144,468 | 94,464 | 166,319 | 215,865 | 190,166 |
| 11121200 | 63000 | PROFESSIONAL SERVICES | 0 | 0 | 0 | 4,000 | 0 |
| 11121200 | 63100 | REPAIR AND MAINTENANCE | 0 | 149 | 0 | 2,000 | 0 |
| 11121200 | 64090 | COMMUNICATIONS | 0 | 0 | 0 | 1,800 | 0 |
| 11121200 | 64110 | ADVERTISING | 0 | 0 | 0 | 500 | 0 |
| 11121200 | 64800 | TRAVEL EXPENSES | 0 | 0 | 0 | 2,500 | 0 |
| 11121200 | 65000 | OFFICE SUPPLIES | 0 | 0 | 0 | 5,000 | 0 |
| 11121200 | 65010 | OPERATIONAL SUPPLIES | 0 | 0 | 0 | 2,500 | 0 |
| 11121200 | 65030 | FUEL & LUBRICATE | 0 | 42 | 0 | 2,000 | 0 |
| 11121200 | 69000 | OTHER EXPENSES | 0 | 0 | 1,711 | 0 | 0 |
| TOTAL OTHER EXPENSES | | | 0 | 191 | 1,711 | 20,300 | 0 |
| 11121200 | 64060 | UTILITIES | 0 | 0 | 0 | 4,000 | 0 |
| TOTAL PERSONNEL, OTHER EXPENSES, AND UTILITIES | | | 144,468 | 94,656 | 168,030 | 240,165 | 190,166 |
| 11121200 | 69010 | PUBLIC AUDITOR 1% FEE | 3,056 | 1,935 | 0 | 2,402 | 1,902 |
| GRAND TOTAL | | | 147,524 | 96,591 | 168,030 | 242,567 | 192,068 |

COMMONWEALTH OF THE NORTHERN MARIANA ISLANDS

DEPARTMENT: DEPARTMENT OF COMMUNITY AND CULTURAL AFFAIRS

DIVISION: CHAMORRO/CAROLINIAN LANGUAGE COMMISSION

ORG: 11121200

| ORG | OBJECT | DESCRIPTION | 2022 ACTUAL | 2023 ACTUAL | 2024 BUDGET PL 23-09 | 2025 DEPARTMENT SUBMISSION | 2025 GOVERNOR'S PROPOSAL |
|-----|--------|---------------------|----------------|----------------|----------------------------|----------------------------------|--------------------------------|
| | | NUMBER OF POSITIONS | 6 | 6 | 5 | 5 | 5 |

Budget Year: 2025

Department: Department of Community and Cultural Affairs
Division/Activity: Chamorro/Carolinian Language Commission
Org Code: 11121200

| NOP | Job Class Code | Position | Employee | Employee Number | Personnel Status Code | Pay Grade/Step | Annual Salary | Allocation Percent | Allocation Salary | Total Fringe Benefits | Total |
|----------|----------------|--------------------------------|------------------------|-----------------|-----------------------|----------------|---------------|--------------------|-------------------|-----------------------|----------------|
| 1 | 9073 | EXECUTIVE DIRECTOR, CCLPC | VACANT | 6143 | AA | UNG | 40,000 | 87.50% | 35,000 | 2,678 | 37,678 |
| 1 | 1017 | ADMINISTRATIVE OFFICER III | CYNTHIA MARIE P. REYES | 1036 | FT | PL15/7 | 40,012 | 87.50% | 35,010 | 6,794 | 41,804 |
| 1 | 2112 | COMMUNITY DEVEL. SPECIALIST II | ALEJANDRO B. AGULTO | 1228 | FT | PL10/5 | 28,436 | 87.50% | 24,881 | 2,351 | 27,232 |
| 1 | 2385 | TRANSLATOR | CLAUDIA S. LARSON | 1171 | FT | PL09/10 | 34,564 | 87.50% | 30,243 | 13,464 | 43,708 |
| 1 | 2385 | TRANSLATOR | GINA M. CAMACHO | 1089 | FT | PL09/7 | 29,857 | 87.50% | 26,125 | 13,620 | 39,745 |
| 5 | | | | | | | | | 151,260 | 38,906 | 190,166 |

COMMONWEALTH OF THE NORTHERN MARIANA ISLANDS

DEPARTMENT: DEPARTMENT OF COMMUNITY AND CULTURAL AFFAIRS

DIVISION: NUTRITION ASSISTANCE PROGRAM

ORG: 11121400

| ORG | OBJECT | DESCRIPTION | 2022 ACTUAL | 2023 ACTUAL | 2024 BUDGET PL 23-09 | 2025 DEPARTMENT SUBMISSION | 2025 GOVERNOR'S PROPOSAL |
|---|--------|-----------------------|----------------|----------------|----------------------------|----------------------------------|--------------------------------|
| 11121200 | 61000 | WAGES & SALARIES | 0 | 0 | 0 | 0 | 0 |
| TOTAL PERSONNEL | | | 0 | 0 | 0 | 0 | 0 |
| 11121200 | 69000 | OTHER EXPENSES | 0 | 0 | 0 | 160,000 | 160,000 |
| TOTAL OTHER EXPENSES | | | 0 | 0 | 0 | 160,000 | 160,000 |
| 11121200 | 64060 | UTILITIES | 0 | 0 | 0 | 0 | 0 |
| TOTAL PERSONNEL, OTHER EXPENSES, AND UTILITIES | | | 0 | 0 | 0 | 160,000 | 160,000 |
| 11121200 | 69010 | PUBLIC AUDITOR 1% FEE | 0 | 0 | 0 | 1,600 | 1,600 |
| GRAND TOTAL | | | 0 | 0 | 0 | 161,600 | 161,600 |
| NUMBER OF POSITIONS | | | 0 | 0 | 0 | 0 | 0 |

COMMONWEALTH OF THE NORTHERN MARIANA ISLANDS

DEPARTMENT: DEPARTMENT OF CORRECTIONS

DIVISION: DOC COMMISSIONER

ORG: 11130100

| ORG | OBJECT | DESCRIPTION | 2022 ACTUAL | 2023 ACTUAL | 2024 BUDGET PL 23-09 | 2025 DEPARTMENT SUBMISSION | 2025 GOVERNOR'S PROPOSAL |
|------------------------|--------|----------------------------|------------------|------------------|----------------------------|----------------------------------|--------------------------------|
| 11130100 | 61000 | WAGES & SALARIES | 3,058,628 | 1,903,215 | 3,957,148 | 4,171,241 | 2,913,938 |
| 11130100 | 61010 | OVERTIME COMPENSATION | 37,698 | 473,356 | 0 | 0 | 0 |
| 11130100 | 61020 | HOLIDAY PAY | 1,876 | 78,529 | 0 | 0 | 0 |
| 11130100 | 61200 | BOARD & OTHER COMPENSATION | 5,244 | 0 | 0 | 0 | 0 |
| 11130100 | 62000 | FICA CONTRIBUTION | 192,415 | 151,589 | 0 | 258,617 | 180,664 |
| 11130100 | 62010 | MEDICARE CONTRIBUTION | 45,000 | 35,598 | 0 | 60,483 | 42,252 |
| 11130100 | 62100 | 401K EMPLOYER CONTRIBUTION | 36,869 | 28,840 | 0 | 40,968 | 36,478 |
| 11130100 | 62200 | HEALTH INSURANCE PREMIUM | 240,276 | 188,506 | 0 | 238,706 | 267,629 |
| 11130100 | 62211 | PERSONNEL INSURANCE | 11,257 | 7,834 | 0 | 75,082 | 13,580 |
| TOTAL PERSONNEL | | | 3,629,264 | 2,867,468 | 3,957,148 | 4,845,097 | 3,454,541 |
| 11130100 | 63000 | PROFESSIONAL SERVICES | -5,409 | 0 | 0 | 300,000 | 0 |
| 11130100 | 63100 | REPAIR AND MAINTENANCE | -35,739 | 3,865 | 0 | 300,000 | 0 |
| 11130100 | 64090 | COMMUNICATIONS | 0 | 0 | 0 | 25,000 | 0 |
| 11130100 | 64100 | PRINTING AND PHOTOCOPYING | -360 | 0 | 0 | 1,000 | 0 |
| 11130100 | 64740 | RENTAL-HEAVY EQUIPMENTS | -700 | 300 | 0 | 0 | 0 |
| 11130100 | 64800 | TRAVEL EXPENSES | -3,300 | 2,628 | 0 | 30,000 | 0 |
| 11130100 | 64900 | OTHER SERVICES & CHARGES | -25 | 0 | 0 | 0 | 0 |
| 11130100 | 65000 | OFFICE SUPPLIES | -240 | 163 | 0 | 3,000 | 0 |
| 11130100 | 65010 | OPERATIONAL SUPPLIES | -23,971 | 12,725 | 0 | 150,000 | 0 |
| 11130100 | 65020 | FOOD ITEMS | -156,880 | 8,120 | 0 | 650,000 | 0 |
| 11130100 | 65030 | FUEL & LUBRICATE | -4,810 | 0 | 0 | 52,000 | 0 |
| 11130100 | 65040 | FURNITURE & FIXTURES | -498 | 0 | 0 | 0 | 0 |
| 11130100 | 65900 | FREIGHT AND HANDLING | -258 | 0 | 0 | 0 | 0 |

COMMONWEALTH OF THE NORTHERN MARIANA ISLANDS

DEPARTMENT: DEPARTMENT OF CORRECTIONS

DIVISION: DOC COMMISSIONER

ORG: 11130100

| ORG | OBJECT | DESCRIPTION | 2022 ACTUAL | 2023 ACTUAL | 2024 BUDGET PL 23-09 | 2025 DEPARTMENT SUBMISSION | 2025 GOVERNOR'S PROPOSAL |
|---|--------|-----------------------|------------------|------------------|----------------------------|----------------------------------|--------------------------------|
| 11130100 | 66000 | CAPITAL ASSETS | 0 | 0 | 0 | 20,000 | 0 |
| 11130100 | 66040 | MACHINERY | 0 | -2,400 | 0 | 0 | 0 |
| 11130100 | 66060 | VEHICLES | 0 | 0 | 0 | 385,000 | 0 |
| 11130100 | 66070 | TECHNOLOGY EQUIP | 0 | 0 | 0 | 300,000 | 0 |
| 11130100 | 69000 | OTHER EXPENSES | 0 | 0 | 40,516 | 0 | 0 |
| TOTAL OTHER EXPENSES | | | -232,189 | 25,401 | 40,516 | 2,216,000 | 0 |
| 11130100 | 64060 | UTILITIES | -600 | 0 | 0 | 1,590,000 | 0 |
| TOTAL PERSONNEL, OTHER EXPENSES, AND UTILITIES | | | 3,396,475 | 2,892,869 | 3,997,664 | 8,651,097 | 3,454,541 |
| 11130100 | 69010 | PUBLIC AUDITOR 1% FEE | 3,534 | 37,351 | 0 | 86,511 | 34,545 |
| GRAND TOTAL | | | 3,400,009 | 2,930,221 | 3,997,664 | 8,737,608 | 3,489,086 |
| NUMBER OF POSITIONS | | | 103 | 142 | 142 | 142 | 139 |

GENERAL FUND

Budget Year: 2025

Department: Department of Corrections
Division/Activity: DOC Commissioner
Org Code: 11130100

| NOP | Job Class Code | Position | Employee | Employee Number | Personnel Status Code | Pay Grade/Step | Annual Salary | Allocation Percent | Allocation Salary | Total Fringe Benefits | Total |
|-----|----------------|--------------------------------|----------------------------|-----------------|-----------------------|----------------|---------------|--------------------|-------------------|-----------------------|--------|
| 1 | 9294 | COMMISSIONER OF CORRECTION | ANTHONY C. TORRES | 5914 | AP | UNG | 65,175 | 87.50% | 57,028 | 4,363 | 61,391 |
| 1 | 1021 | ADMINISTRATIVE SPECIALIST I | DERVIN C. CAMACHO | 2853 | FT | PL07/6 | 25,792 | 87.50% | 22,568 | 5,211 | 27,779 |
| 1 | 8092 | BUILDING MAINTENANCE SUPERVISR | ALBERT S. DELOS REYES | 2814 | FT | PL12/11 | 42,012 | 87.50% | 36,761 | 2,812 | 39,573 |
| 1 | 0043 | CLERK I | SIMON I. FITIAL | 4770 | FT | PL01/1 | 15,080 | 87.50% | 13,195 | 1,009 | 14,204 |
| 1 | 6115 | CORRECTION CAPTAIN | JOAQUIN C. SABLAN JR | 2863 | FT | PL18/6 | 44,113 | 87.50% | 38,599 | 2,953 | 41,552 |
| 1 | 6115 | CORRECTION CAPTAIN | JOSE K. PANGELINAN | 2854 | FT | PL18/11 | 56,301 | 87.50% | 49,263 | 4,655 | 53,919 |
| 1 | 6115 | CORRECTION CAPTAIN | JOSE T. CASTRO | 2813 | FT | PL18/6 | 44,113 | 87.50% | 38,599 | 5,192 | 43,790 |
| 1 | 6115 | CORRECTION CAPTAIN | MANUEL B. QUITANO | 2850 | FT | PL18/6 | 44,113 | 87.50% | 38,599 | 14,798 | 53,397 |
| 1 | 6115 | CORRECTION CAPTAIN | PIUS P. YAROITEMAL | 2879 | FT | PL18/10 | 53,620 | 87.50% | 46,918 | 9,795 | 56,713 |
| 1 | 6115 | CORRECTION CAPTAIN | STACEY D. REYES | 2883 | FT | PL18/7 | 44,113 | 87.50% | 38,599 | 10,791 | 49,390 |
| 1 | 6115 | CORRECTION CAPTAIN | VACANT | | FT | PL18/1 | 1 | 87.50% | 1 | 0 | 1 |
| 1 | 6114 | CORRECTION LIEUTENANT | BENJAMIN M. LIZAMA JR | 2872 | FT | PL17/5 | 43,013 | 87.50% | 37,636 | 3,557 | 41,193 |
| 1 | 6114 | CORRECTION LIEUTENANT | FREDRICK K. BILLY | 2870 | FT | PL17/5 | 43,013 | 87.50% | 37,636 | 3,557 | 41,193 |
| 1 | 6114 | CORRECTION LIEUTENANT | JEFFREY R. QUITUGUA | 2795 | FT | PL17/5 | 43,013 | 87.50% | 37,636 | 2,879 | 40,515 |
| 1 | 6114 | CORRECTION LIEUTENANT | MARVIN B. SEMAN | 2815 | FT | PL17/5 | 43,013 | 87.50% | 37,636 | 15,536 | 53,172 |
| 1 | 6110 | CORRECTION OFFICER I | AESHA D. SABLAN | 4135 | FT | PL08/1 | 22,811 | 87.50% | 19,959 | 2,325 | 22,284 |
| 1 | 6110 | CORRECTION OFFICER I | ALFONSO L. TAITANO | 2874 | FT | PL08/2 | 23,951 | 87.50% | 20,957 | 12,754 | 33,711 |
| 1 | 6110 | CORRECTION OFFICER I | ALVIN M. NEPAIAL | 2842 | FT | PL08/5 | 27,726 | 87.50% | 24,261 | 1,856 | 26,116 |
| 1 | 6110 | CORRECTION OFFICER I | ALVIR P. MASGA | 2821 | FT | PL08/6 | 29,113 | 87.50% | 25,474 | 1,949 | 27,422 |
| 1 | 6110 | CORRECTION OFFICER I | AMBROS C. DELONG JR. | 4776 | FT | PL08/1 | 22,811 | 87.50% | 19,959 | 5,810 | 25,769 |
| 1 | 6110 | CORRECTION OFFICER I | ANTHONY C. RANGAMAR JR | 4793 | FT | PL08/1 | 22,811 | 87.50% | 19,959 | 5,810 | 25,769 |
| 1 | 6110 | CORRECTION OFFICER I | ANTHONY HERMAN S. MICHAEL | 2833 | FT | PL08/1 | 22,811 | 87.50% | 19,959 | 5,012 | 24,971 |
| 1 | 6110 | CORRECTION OFFICER I | ANTHONY JOHN K. MALWELBUG | 2840 | FT | PL08/6 | 29,113 | 87.50% | 25,474 | 2,968 | 28,441 |
| 1 | 6110 | CORRECTION OFFICER I | COLIN L. KILELEMAN | 2809 | FT | PL08/6 | 29,113 | 87.50% | 25,474 | 1,949 | 27,422 |
| 1 | 6110 | CORRECTION OFFICER I | DERICK . CHEN | 2810 | FT | PL08/5 | 27,726 | 87.50% | 24,261 | 13,977 | 38,238 |
| 1 | 6110 | CORRECTION OFFICER I | DREANA ROSE T. RABAULIMAN | 2841 | FT | PL08/5 | 27,726 | 87.50% | 24,261 | 1,856 | 26,116 |
| 1 | 6110 | CORRECTION OFFICER I | EDDIE F. DEMEI | 2818 | FT | PL08/5 | 27,726 | 87.50% | 24,261 | 9,970 | 34,231 |
| 1 | 6110 | CORRECTION OFFICER I | EDWIN PHILLIP B. CAMACHO | 4416 | FT | PL08/1 | 22,811 | 87.50% | 19,959 | 1,527 | 21,486 |
| 1 | 6110 | CORRECTION OFFICER I | ELAINE R. ATTAO | 4774 | FT | PL08/1 | 22,811 | 87.50% | 19,959 | 1,527 | 21,486 |
| 1 | 6110 | CORRECTION OFFICER I | ELDIN N. MARATITA | 4782 | FT | PL08/1 | 22,811 | 87.50% | 19,959 | 5,012 | 24,971 |
| 1 | 6110 | CORRECTION OFFICER I | FRANCISCO JACOBY M. HAPDEI | 4799 | FT | PL08/1 | 22,811 | 87.50% | 19,959 | 5,012 | 24,971 |
| 1 | 6110 | CORRECTION OFFICER I | FRANKIE A. RAMANGMOU | 2826 | FT | PL08/5 | 27,726 | 87.50% | 24,261 | 1,856 | 26,116 |
| 1 | 6110 | CORRECTION OFFICER I | HERMINIA T. AGULTO | 2820 | FT | PL08/6 | 29,113 | 87.50% | 25,474 | 1,949 | 27,422 |
| 1 | 6110 | CORRECTION OFFICER I | ISAEI N. SAITO | 4788 | FT | PL08/1 | 22,811 | 87.50% | 19,959 | 8,671 | 28,630 |
| 1 | 6110 | CORRECTION OFFICER I | JACK JOHN C. PUA | 2825 | FT | PL08/6 | 29,113 | 87.50% | 25,474 | 1,949 | 27,422 |
| 1 | 6110 | CORRECTION OFFICER I | JAEDRYEN . DELEON GUERRERO | 4795 | FT | PL08/1 | 22,811 | 87.50% | 19,959 | 1,527 | 21,486 |
| 1 | 6110 | CORRECTION OFFICER I | JAMES ROGER P. KAIPAT | 4783 | FT | PL08/1 | 22,811 | 87.50% | 19,959 | 1,527 | 21,486 |
| 1 | 6110 | CORRECTION OFFICER I | JESSE L. OLOPAI | 4781 | FT | PL08/1 | 22,811 | 87.50% | 19,959 | 1,527 | 21,486 |
| 1 | 6110 | CORRECTION OFFICER I | JESSIE NOEL I. KALEN | 4784 | FT | PL08/1 | 22,811 | 87.50% | 19,959 | 1,527 | 21,486 |
| 1 | 6110 | CORRECTION OFFICER I | JOHANNA K. LIZAMA | 4769 | FT | PL08/1 | 22,811 | 87.50% | 19,959 | 2,325 | 22,284 |
| 1 | 6110 | CORRECTION OFFICER I | JULIE B. ROBERTO | 2851 | FT | PL08/2 | 23,951 | 87.50% | 20,957 | 1,980 | 22,938 |
| 1 | 6110 | CORRECTION OFFICER I | KEITH Q. LIZAMA | 2843 | FT | PL08/2 | 23,951 | 87.50% | 20,957 | 5,926 | 26,883 |
| 1 | 6110 | CORRECTION OFFICER I | KELVIN K. SIMINA | 2808 | FT | PL08/6 | 29,113 | 87.50% | 25,474 | 5,434 | 30,907 |
| 1 | 6110 | CORRECTION OFFICER I | KENNETH E. CAMACHO | 2799 | FT | PL08/4 | 26,406 | 87.50% | 23,105 | 5,253 | 28,358 |

GENERAL FUND

| | | | | | | | | | | | |
|---|------|-------------------------------|---------------------------|------|----|---------|------------------|--------|------------------|----------------|------------------|
| 1 | 6111 | CORRECTION OFFICER II | DAMIEN L. DELEON GUERRERO | 2794 | FT | PL10/3 | 27,726 | 87.50% | 24,261 | 2,826 | 27,087 |
| 1 | 6111 | CORRECTION OFFICER II | JOHN . PANGELINAN | 2802 | FT | PL10/5 | 30,568 | 87.50% | 26,747 | 2,046 | 28,793 |
| 1 | 6111 | CORRECTION OFFICER II | JONATHAN JOE N. AGUON | 2857 | FT | PL10/2 | 26,406 | 87.50% | 23,105 | 13,843 | 36,948 |
| 1 | 6111 | CORRECTION OFFICER II | MARK S. FUNKUGUB JR | 2831 | FT | PL10/5 | 30,568 | 87.50% | 26,747 | 2,528 | 29,275 |
| 1 | 6111 | CORRECTION OFFICER II | NARDSON L. AMBALAN | 2806 | FT | PL10/7 | 33,702 | 87.50% | 29,489 | 5,741 | 35,229 |
| 1 | 6111 | CORRECTION OFFICER II | PETER A. CRUZ JR | 2871 | FT | PL10/5 | 30,568 | 87.50% | 26,747 | 3,116 | 29,863 |
| 1 | 6111 | CORRECTION OFFICER II | RAYMOND F. SABLAN | 2824 | FT | PL10/5 | 30,568 | 87.50% | 26,747 | 6,601 | 33,348 |
| 1 | 6111 | CORRECTION OFFICER II | SAMYLYN T. ATALIG | 2838 | FT | PL10/5 | 30,568 | 87.50% | 26,747 | 3,116 | 29,863 |
| 1 | 6111 | CORRECTION OFFICER II | STEPHANIE D. SATUR | 2884 | FT | PL10/5 | 30,568 | 87.50% | 26,747 | 6,601 | 33,348 |
| 1 | 6111 | CORRECTION OFFICER II | TREVOR J. OGUMORO | 2800 | FT | PL10/6 | 32,097 | 87.50% | 28,085 | 2,148 | 30,233 |
| 1 | 6111 | CORRECTION OFFICER II | VACANT | | FT | PL10/1 | 1 | 87.50% | 1 | 0 | 1 |
| 1 | 6111 | CORRECTION OFFICER II | VACANT | | FT | PL10/1 | 1 | 87.50% | 1 | 0 | 1 |
| 1 | 6111 | CORRECTION OFFICER II | VACANT | | FT | PL10/1 | 1 | 87.50% | 1 | 0 | 1 |
| 1 | 6111 | CORRECTION OFFICER II | VACANT | | FT | PL10/1 | 1 | 87.50% | 1 | 0 | 1 |
| 1 | 6111 | CORRECTION OFFICER II | VACANT | | FT | PL10/1 | 1 | 87.50% | 1 | 0 | 1 |
| 1 | 6112 | CORRECTION OFFICER III | ANTHONY L. CRUZ | 2877 | FT | PL12/5 | 33,702 | 87.50% | 29,489 | 2,787 | 32,276 |
| 1 | 6112 | CORRECTION OFFICER III | BRANDON B. AGULTO | 2867 | FT | PL12/5 | 33,702 | 87.50% | 29,489 | 5,741 | 35,230 |
| 1 | 6112 | CORRECTION OFFICER III | CANDIDO A. ALDAN | 2812 | FT | PL12/5 | 33,702 | 87.50% | 29,489 | 6,272 | 35,761 |
| 1 | 6112 | CORRECTION OFFICER III | DAVID CYPRIANO K. WABOL | 2859 | FT | PL12/5 | 33,702 | 87.50% | 29,489 | 3,435 | 32,924 |
| 1 | 6112 | CORRECTION OFFICER III | DOMINGO M. ILEK | 2796 | FT | PL12/5 | 33,702 | 87.50% | 29,489 | 2,256 | 31,745 |
| 1 | 6112 | CORRECTION OFFICER III | FELIX JONATHAN M. CAMACHO | 2861 | FT | PL12/5 | 33,702 | 87.50% | 29,489 | 13,938 | 43,426 |
| 1 | 6112 | CORRECTION OFFICER III | LEO C. GALARSE | 2797 | FT | PL12/5 | 33,702 | 87.50% | 29,489 | 3,435 | 32,924 |
| 1 | 6112 | CORRECTION OFFICER III | MONETTE S. OGO | 2829 | FT | PL12/5 | 33,702 | 87.50% | 29,489 | 3,966 | 33,455 |
| 1 | 6112 | CORRECTION OFFICER III | PETER N. SOMORANG | 2881 | FT | PL12/5 | 33,702 | 87.50% | 29,489 | 9,930 | 39,419 |
| 1 | 6112 | CORRECTION OFFICER III | SWAIN PETER D. CANGCO | 2801 | FT | PL12/5 | 33,702 | 87.50% | 29,489 | 14,586 | 44,075 |
| 1 | 6112 | CORRECTION OFFICER III | VACANT | | FT | PL12/1 | 1 | 87.50% | 1 | 0 | 1 |
| 1 | 6112 | CORRECTION OFFICER III | VACANT | | FT | PL12/1 | 1 | 87.50% | 1 | 0 | 1 |
| 1 | 6113 | CORRECTION SERGEANT | LORRAINE R. RIOS | 2856 | FT | PL15/5 | 39,014 | 87.50% | 34,137 | 3,226 | 37,363 |
| 1 | 6113 | CORRECTION SERGEANT | MAX B. CRUZ | 2882 | FT | PL15/5 | 39,014 | 87.50% | 34,137 | 14,377 | 48,514 |
| 1 | 6113 | CORRECTION SERGEANT | RAY ANTHONY M. CAMACHO | 2862 | FT | PL15/5 | 39,014 | 87.50% | 34,137 | 7,462 | 41,599 |
| 1 | 6113 | CORRECTION SERGEANT | RYAN A. KAIPAT | 2792 | FT | PL15/5 | 39,014 | 87.50% | 34,137 | 4,591 | 38,728 |
| 1 | 6113 | CORRECTION SERGEANT | RYAN LEE P. SABLAN | 2855 | FT | PL15/5 | 39,014 | 87.50% | 34,137 | 15,742 | 49,879 |
| 1 | 4059 | COUNSELOR | JENNIFER S. MCQUAY | 3280 | ES | UNG | 50,400 | 87.50% | 44,100 | 14,525 | 58,625 |
| 1 | 4059 | COUNSELOR | TERESA MARIE G. SAURES | 2886 | ES | UNG | 46,856 | 87.50% | 40,999 | 11,920 | 52,919 |
| 1 | 6012 | DIRECTOR CORRECTIONS | GEORGIA M. CABRERA | 2852 | FT | PL20/12 | 65,175 | 87.50% | 57,028 | 12,533 | 69,561 |
| 1 | 1014 | MANAGER, ADMINSTRIVE SERVICES | RITA P. IGLECIAS | 2865 | FT | PL18/12 | 59,116 | 87.50% | 51,727 | 8,373 | 60,100 |
| 1 | | NURSE | VACANT | | ES | UNG | 1 | 87.50% | 1 | 0 | 1 |
| 1 | | NURSE | VACANT | | ES | UNG | 1 | 87.50% | 1 | 0 | 1 |
| 1 | 3423 | PHYSICIAN | GREGORY C. KOTHEIMER | 2793 | ES | UNG | 150,000 | 87.50% | 131,250 | 21,192 | 152,442 |
| 1 | 8797 | TRADES HELPER | FRANKLIN A. FAISAO | 2827 | FT | PL01/3 | 17,457 | 87.50% | 15,275 | 1,169 | 16,443 |
| | | | | | | | 3,330,215 | | 2,913,938 | 540,603 | 3,454,541 |

COMMONWEALTH OF THE NORTHERN MARIANA ISLANDS

DEPARTMENT: DEPARTMENT OF CORRECTIONS

DIVISION: JUVENILE DETENTION UNIT

ORG: 11130200

| ORG | OBJECT | DESCRIPTION | 2022 ACTUAL | 2023 ACTUAL | 2024 BUDGET PL 23-09 | 2025 DEPARTMENT SUBMISSION | 2025 GOVERNOR'S PROPOSAL |
|---|--------|----------------------------|----------------|----------------|----------------------------|----------------------------------|--------------------------------|
| 11130200 | 61000 | WAGES & SALARIES | 447,779 | 232,986 | 354,801 | 359,410 | 274,040 |
| 11130200 | 61010 | OVERTIME COMPENSATION | 68,176 | 59,688 | 0 | 0 | 0 |
| 11130200 | 61020 | HOLIDAY PAY | 815 | 16,842 | 0 | 0 | 0 |
| 11130200 | 62000 | FICA CONTRIBUTION | 32,040 | 19,190 | 0 | 22,283 | 16,990 |
| 11130200 | 62010 | MEDICARE CONTRIBUTION | 7,493 | 4,488 | 0 | 5,211 | 3,974 |
| 11130200 | 62100 | 401K EMPLOYER CONTRIBUTION | 2,071 | 3,233 | 0 | 3,516 | 4,295 |
| 11130200 | 62200 | HEALTH INSURANCE PREMIUM | 6,839 | 20,950 | 0 | 14,636 | 14,636 |
| 11130200 | 62211 | PERSONNEL INSURANCE | 2,033 | 1,218 | 0 | 6,469 | 2,741 |
| TOTAL PERSONNEL | | | 567,246 | 358,595 | 354,801 | 411,525 | 316,676 |
| 11130200 | 63100 | REPAIR AND MAINTENANCE | 0 | 0 | 0 | 50,000 | 0 |
| 11130200 | 64090 | COMMUNICATIONS | 0 | 0 | 0 | 2,000 | 0 |
| 11130200 | 65000 | OFFICE SUPPLIES | 0 | 0 | 0 | 500 | 0 |
| 11130200 | 65010 | OPERATIONAL SUPPLIES | 0 | 0 | 0 | 2,000 | 0 |
| 11130200 | 66000 | CAPITAL ASSETS | 0 | 0 | 0 | 16,000 | 0 |
| 11130200 | 66070 | TECHNOLOGY EQUIP | 0 | 0 | 0 | 15,000 | 0 |
| 11130200 | 69000 | OTHER EXPENSES | 0 | 0 | 3,624 | 0 | 0 |
| TOTAL OTHER EXPENSES | | | 0 | 0 | 3,624 | 85,500 | 0 |
| 11130200 | 64060 | UTILITIES | 0 | 0 | 0 | 36,000 | 0 |
| TOTAL PERSONNEL, OTHER EXPENSES, AND UTILITIES | | | 567,246 | 358,595 | 358,425 | 533,025 | 316,676 |
| 11130200 | 69010 | PUBLIC AUDITOR 1% FEE | 3,259 | 4,318 | 0 | 5,330 | 3,167 |
| GRAND TOTAL | | | 570,505 | 362,913 | 358,425 | 538,355 | 319,843 |

COMMONWEALTH OF THE NORTHERN MARIANA ISLANDS

DEPARTMENT: DEPARTMENT OF CORRECTIONS

DIVISION: JUVENILE DETENTION UNIT

ORG: 11130200

| ORG | OBJECT | DESCRIPTION | 2022 ACTUAL | 2023 ACTUAL | 2024 BUDGET PL 23-09 | 2025 DEPARTMENT SUBMISSION | 2025 GOVERNOR'S PROPOSAL |
|-----|--------|---------------------|----------------|----------------|----------------------------|----------------------------------|--------------------------------|
| | | NUMBER OF POSITIONS | 16 | 15 | 15 | 15 | 15 |

Budget Year: 2025

Department: Department of Corrections
Division/Activity: Juvenile Detention Unit
Org Code: 11130200

| NOP | Job Class Code | Position | Employee | Employee Number | Personnel Status Code | Pay Grade/Step | Annual Salary | Allocation Percent | Allocation Salary | Total Fringe Benefits | Total |
|-----------|----------------|--------------------------|--------------------------|-----------------|-----------------------|----------------|---------------|--------------------|-------------------|-----------------------|----------------|
| 1 | 8133 | BUILDING MAINTENANCE MAN | GARCY D. MACARANAS | 2880 | FT | PL03/7 | 22,280 | 87.50% | 19,495 | 2,271 | 21,766 |
| 1 | 6114 | CORRECTION LIEUTENANT | BENJAMIN S. TAGABUEL | 2887 | FT | PL17/5 | 43,013 | 87.50% | 37,636 | 7,042 | 44,678 |
| 1 | 6110 | CORRECTION OFFICER I | KAYONA I. TAKAMI | 2845 | FT | PL08/5 | 27,726 | 87.50% | 24,261 | 2,826 | 27,087 |
| 1 | 6110 | CORRECTION OFFICER I | KEOLA S. NEKAIFES | 2849 | FT | PL08/5 | 27,726 | 87.50% | 24,261 | 1,856 | 26,116 |
| 1 | 6110 | CORRECTION OFFICER I | MARIANO JUNIAN L. SATUR | 2839 | FT | PL08/5 | 27,726 | 87.50% | 24,261 | 2,293 | 26,553 |
| 1 | 6110 | CORRECTION OFFICER I | VACANT | | FT | PL08/1 | 1 | 87.50% | 1 | 0 | 1 |
| 1 | 6110 | CORRECTION OFFICER I | VACANT | | FT | PL08/1 | 1 | 87.50% | 1 | 0 | 1 |
| 1 | 6110 | CORRECTION OFFICER I | VACANT | | FT | PL08/1 | 1 | 87.50% | 1 | 0 | 1 |
| 1 | 6111 | CORRECTION OFFICER II | ANTHONY R. PUA | 2873 | FT | PL10/3 | 27,726 | 87.50% | 24,261 | 1,856 | 26,116 |
| 1 | 6111 | CORRECTION OFFICER II | CARMEN RACHEL L. IBA | 2889 | FT | PL10/5 | 30,568 | 87.50% | 26,747 | 2,528 | 29,275 |
| 1 | 6111 | CORRECTION OFFICER II | VACANT | | FT | PL10/1 | 1 | 87.50% | 1 | 0 | 1 |
| 1 | 6112 | CORRECTION OFFICER III | BILL JOHN N. TAGABUEL | 2858 | FT | PL12/5 | 33,702 | 87.50% | 29,489 | 3,435 | 32,924 |
| 1 | 6112 | CORRECTION OFFICER III | CLAUDIA L. LEON GUERRERO | 2860 | FT | PL12/5 | 33,702 | 87.50% | 29,489 | 2,787 | 32,276 |
| 1 | 6112 | CORRECTION OFFICER III | LIANNA PETERS QUITUGUA | 3515 | FT | PL12/8 | 39,014 | 87.50% | 34,137 | 15,743 | 49,880 |
| 1 | 6112 | CORRECTION OFFICER III | VACANT | | FT | PL12/3 | 1 | 87.50% | 1 | 0 | 1 |
| 15 | | | | | | | | | 274,040 | 42,636 | 316,676 |

COMMONWEALTH OF THE NORTHERN MARIANA ISLANDS

DEPARTMENT: DEPARTMENT OF FIRE AND EMERGENCY MEDICAL SERVICES

DIVISION: ADMINISTRATION

ORG: 11140100

| ORG | OBJECT | DESCRIPTION | 2022 ACTUAL | 2023 ACTUAL | 2024 BUDGET PL 23-09 | 2025 DEPARTMENT SUBMISSION | 2025 GOVERNOR'S PROPOSAL |
|------------------------|--------|----------------------------|----------------|----------------|----------------------------|----------------------------------|--------------------------------|
| 11140100 | 61000 | WAGES & SALARIES | 373,280 | 242,828 | 436,681 | 430,627 | 366,405 |
| 11140100 | 61010 | OVERTIME COMPENSATION | 2,033 | 3,904 | 0 | 0 | 0 |
| 11140100 | 61020 | HOLIDAY PAY | 0 | 2,853 | 0 | 0 | 0 |
| 11140100 | 61200 | BOARD & OTHER COMPENSATION | 6,953 | 0 | 0 | 0 | 0 |
| 11140100 | 62000 | FICA CONTRIBUTION | 24,458 | 15,552 | 0 | 26,699 | 22,718 |
| 11140100 | 62010 | MEDICARE CONTRIBUTION | 5,543 | 3,637 | 0 | 6,244 | 5,313 |
| 11140100 | 62100 | 401K EMPLOYER CONTRIBUTION | 3,769 | 2,833 | 0 | 4,263 | 5,417 |
| 11140100 | 62200 | HEALTH INSURANCE PREMIUM | 18,637 | 11,502 | 0 | 14,300 | 14,288 |
| 11140100 | 62211 | PERSONNEL INSURANCE | 2,888 | 2,057 | 0 | 4,815 | 4,921 |
| TOTAL PERSONNEL | | | 437,559 | 285,166 | 436,681 | 486,948 | 419,062 |
| 11140100 | 63000 | PROFESSIONAL SERVICES | 151,013 | 0 | 0 | 0 | 0 |
| 11140100 | 63001 | OFFICIAL REPRESENTATION | 95 | 0 | 0 | 0 | 0 |
| 11140100 | 63100 | REPAIR AND MAINTENANCE | 300,519 | 55,859 | 0 | 0 | 0 |
| 11140100 | 63200 | PERSONNEL TRAINING COSTS | 18,750 | 0 | 0 | 0 | 0 |
| 11140100 | 63300 | CLEANING SERVICES | 14,798 | 390 | 0 | 0 | 0 |
| 11140100 | 64090 | COMMUNICATIONS | 51,460 | 9,492 | 0 | 0 | 0 |
| 11140100 | 64100 | PRINTING AND PHOTOCOPYING | 12,496 | 0 | 0 | 0 | 0 |
| 11140100 | 64110 | ADVERTISING | 844 | 0 | 0 | 0 | 0 |
| 11140100 | 64700 | RENTAL-VEHICLES | 13,600 | 0 | 0 | 0 | 0 |
| 11140100 | 64710 | RENTAL-HOUSING | 6,713 | 0 | 0 | 0 | 0 |
| 11140100 | 64730 | RENTAL-OFFICE EQUIPMENT | 0 | 3,480 | 0 | 0 | 0 |
| 11140100 | 64740 | RENTAL-HEAVY EQUIPMENTS | 7,970 | 0 | 0 | 0 | 0 |
| 11140100 | 64790 | RENTAL-OTHERS | 2,100 | 0 | 0 | 0 | 0 |

COMMONWEALTH OF THE NORTHERN MARIANA ISLANDS

DEPARTMENT: DEPARTMENT OF FIRE AND EMERGENCY MEDICAL SERVICES

DIVISION: ADMINISTRATION

ORG: 11140100

| ORG | OBJECT | DESCRIPTION | 2022 ACTUAL | 2023 ACTUAL | 2024 BUDGET PL 23-09 | 2025 DEPARTMENT SUBMISSION | 2025 GOVERNOR'S PROPOSAL |
|---|--------------|------------------------------|------------------|----------------|----------------------------|----------------------------------|--------------------------------|
| 11140100 | 64800 | TRAVEL EXPENSES | 165,093 | -3,950 | 0 | 0 | 0 |
| 11140100 | 65000 | OFFICE SUPPLIES | 7,390 | 1,135 | 0 | 0 | 0 |
| 11140100 | 65010 | OPERATIONAL SUPPLIES | 111,603 | 55,385 | 0 | 0 | 0 |
| 11140100 | 65020 | FOOD ITEMS | 19,286 | 0 | 0 | 0 | 0 |
| 11140100 | 65030 | FUEL & LUBRICATE | -70,268 | 23,949 | 0 | 0 | 0 |
| 11140100 | 65040 | FURNITURE & FIXTURES | 13,794 | 16,341 | 0 | 0 | 0 |
| 11140100 | 65900 | FREIGHT AND HANDLING | 3,621 | 10,328 | 0 | 0 | 0 |
| 11140100 | 66000 | CAPITAL ASSETS | 1,650 | 0 | 0 | 0 | 0 |
| 11140100 | 66040 | MACHINERY | 0 | 6,483 | 0 | 0 | 0 |
| 11140100 | 66070 | TECHNOLOGY EQUIP | 0 | 19,133 | 0 | 0 | 0 |
| 11140100 | 69000 | OTHER EXPENSES | 0 | 0 | 4,466 | 0 | 0 |
| TOTAL OTHER EXPENSES | | | 832,526 | 198,026 | 4,466 | 0 | 0 |
| 11140100 | 64060 | UTILITIES | 90,837 | 18,853 | 0 | 0 | 0 |
| TOTAL PERSONNEL, OTHER EXPENSES, AND UTILITIES | | | 1,360,922 | 502,044 | 441,147 | 486,948 | 419,062 |
| 11140100 | 69010 | PUBLIC AUDITOR 1% FEE | 21,617 | 4,503 | 0 | 0 | 4,191 |
| GRAND TOTAL | | | 1,382,539 | 506,548 | 441,147 | 486,948 | 423,253 |
| NUMBER OF POSITIONS | | | 12 | 12 | 11 | 11 | 10 |

Budget Year: 2025

Department: Department of Fire & Emergency Medical Services
Division/Activity: Administration
Org Code: 11140100

| NOP | Job Class Code | Position | Employee | Employee Number | Personnel Status Code | Pay Grade/Step | Annual Salary | Allocation Percent | Allocation Salary | Total Fringe Benefits | Total |
|-----------|----------------|----------------------------|----------------------|-----------------|-----------------------|----------------|---------------|--------------------|-------------------|-----------------------|----------------|
| 1 | 9311 | COMMISSIONER OF FIRE | JUAN A. PUA | 3089 | AP | UNG | 54,000 | 87.5% | 47,250 | 13,499 | 60,749 |
| 1 | 6932 | DEPUTY COMMISSIONER | STEVE K. MESNGON | 2360 | AP | UNG | 45,000 | 87.5% | 39,375 | 5,296 | 44,671 |
| 1 | 6001 | ASSISTANT FIRE CHIEF | JESSE C. MESA | 3085 | FT | PL19/9 | 71,046 | 87.5% | 62,165 | 13,018 | 75,183 |
| 1 | 0023 | ADMINISTRATIVE ASSISTANT | MONARIE C. CAMACHO | 3111 | FT | PL05/4 | 21,219 | 87.5% | 18,567 | 2,163 | 20,730 |
| 1 | 0101 | ADMINISTRATIVE OFFICER III | VANESSA S. DIAZ | 3027 | FT | PL15/4 | 34,564 | 87.5% | 30,243 | 3,523 | 33,767 |
| 1 | 0045 | CLERK II | VACANT | | PB | PL01/1 | 1 | 87.5% | 1 | 0 | 1 |
| 1 | 6098 | FIRE CAPTAIN | CODY T. NORITA | 3133 | FT | PL18/3 | 50,491 | 87.5% | 44,180 | 3,380 | 47,559 |
| 1 | 6098 | FIRE CAPTAIN | RAYMOND M. BORJA | 3051 | FT | PL18/4 | 53,016 | 87.5% | 46,389 | 4,384 | 50,772 |
| 1 | 6097 | FIRE CREW SUPERVISOR | JOAQUIN T. CAMACHO | 3100 | FT | PL17/1 | 43,616 | 87.5% | 38,164 | 3,607 | 41,771 |
| 1 | 6097 | FIRE CREW SUPERVISOR | NADIA JEAN L. SARALU | 3126 | FT | PL17/2 | 45,797 | 87.5% | 40,072 | 3,787 | 43,859 |
| 10 | | | | | | | | | 366,405 | 52,656 | 419,062 |

COMMONWEALTH OF THE NORTHERN MARIANA ISLANDS

DEPARTMENT: DEPARTMENT OF FIRE AND EMERGENCY MEDICAL SERVICES

DIVISION: EMERGENCY SERVICES

ORG: 11140300

| ORG | OBJECT | DESCRIPTION | 2022 | 2023 | 2024 | 2025 | 2025 |
|------------------------|--------|----------------------------|------------------|------------------|--------------------|--------------------------|------------------------|
| | | | ACTUAL | ACTUAL | BUDGET PL 23-09 | DEPARTMENT SUBMISSION | GOVERNOR'S PROPOSAL |
| 11140300 | 61000 | WAGES & SALARIES | 2,141,384 | 1,747,179 | 3,195,901 | 2,952,046 | 2,518,338 |
| 11140300 | 61010 | OVERTIME COMPENSATION | 15,098 | 103,171 | 0 | 0 | 0 |
| 11140300 | 61020 | HOLIDAY PAY | 2,763 | 23,997 | 0 | 0 | 0 |
| 11140300 | 61200 | BOARD & OTHER COMPENSATION | 3,753 | 0 | 0 | 0 | 0 |
| 11140300 | 62000 | FICA CONTRIBUTION | 134,106 | 116,212 | 0 | 183,027 | 156,137 |
| 11140300 | 62010 | MEDICARE CONTRIBUTION | 31,363 | 27,179 | 0 | 42,805 | 36,516 |
| 11140300 | 62100 | 401K EMPLOYER CONTRIBUTION | 36,386 | 31,974 | 0 | 65,246 | 42,561 |
| 11140300 | 62101 | RETIREMENT CONTRIBUTIONS | 16,230 | 12,286 | 0 | 0 | 15,732 |
| 11140300 | 62200 | HEALTH INSURANCE PREMIUM | 191,966 | 147,177 | 0 | 196,029 | 196,017 |
| 11140300 | 62211 | PERSONNEL INSURANCE | 11,728 | 11,059 | 0 | 24,341 | 21,320 |
| TOTAL PERSONNEL | | | 2,584,776 | 2,220,234 | 3,195,901 | 3,463,494 | 2,986,621 |
| 11140300 | 63000 | PROFESSIONAL SERVICES | 3,600 | 2,500 | 0 | 0 | 0 |
| 11140300 | 63100 | REPAIR AND MAINTENANCE | 82,766 | 42,167 | 0 | 0 | 0 |
| 11140300 | 63300 | CLEANING SERVICES | 50 | 1,630 | 0 | 0 | 0 |
| 11140300 | 64100 | PRINTING AND PHOTOCOPYING | 2,087 | 45 | 0 | 0 | 0 |
| 11140300 | 64110 | ADVERTISING | 0 | 350 | 0 | 0 | 0 |
| 11140300 | 64790 | RENTAL-OTHERS | 0 | 406 | 0 | 0 | 0 |
| 11140300 | 64800 | TRAVEL EXPENSES | 1,975 | 4,724 | 0 | 0 | 0 |
| 11140300 | 65000 | OFFICE SUPPLIES | 0 | 394 | 0 | 0 | 0 |
| 11140300 | 65010 | OPERATIONAL SUPPLIES | 4,221 | 15,653 | 0 | 0 | 0 |
| 11140300 | 65030 | FUEL & LUBRICATE | 10,952 | 680 | 0 | 0 | 0 |
| 11140300 | 66000 | CAPITAL ASSETS | 7,670 | 7,515 | 0 | 0 | 0 |
| 11140300 | 66040 | MACHINERY | 0 | 1,500 | 0 | 0 | 0 |

COMMONWEALTH OF THE NORTHERN MARIANA ISLANDS

DEPARTMENT: DEPARTMENT OF FIRE AND EMERGENCY MEDICAL SERVICES

DIVISION: EMERGENCY SERVICES

ORG: 11140300

| ORG | OBJECT | DESCRIPTION | 2022 ACTUAL | 2023 ACTUAL | 2024 BUDGET PL 23-09 | 2025 DEPARTMENT SUBMISSION | 2025 GOVERNOR'S PROPOSAL |
|---|--------|---------------------------|------------------|------------------|----------------------------|----------------------------------|--------------------------------|
| 11140300 | 66900 | NON-CAPITAL ASSETS | 0 | 9,000 | 0 | 0 | 0 |
| 11140300 | 69999 | MISCELLANEOUS ADJUSTMENTS | 33 | 0 | 0 | 0 | 0 |
| 11140300 | 69000 | OTHER EXPENSES | 37,693 | 11,744 | 32,570 | 0 | 0 |
| TOTAL OTHER EXPENSES | | | 151,046 | 98,307 | 32,570 | 0 | 0 |
| 11140300 | 64060 | UTILITIES | 0 | 0 | 0 | 0 | 0 |
| TOTAL PERSONNEL, OTHER EXPENSES, AND UTILITIES | | | 2,735,822 | 2,318,542 | 3,228,471 | 3,463,494 | 2,986,621 |
| 11140300 | 69010 | PUBLIC AUDITOR 1% FEE | 1,907 | 32,011 | 0 | 0 | 29,866 |
| GRAND TOTAL | | | 2,737,729 | 2,350,553 | 3,228,471 | 3,463,494 | 3,016,487 |
| NUMBER OF POSITIONS | | | 100 | 107 | 85 | 85 | 86 |

Budget Year: 2025

Department: Department of Fire & Emergency Medical Services
Division/Activity: Emergency Services
Org Code: 11140300

| NOP | Job Class Code | Position | Employee | Employee Number | Personnel Status Code | Pay Grade/Step | Annual Salary | Allocation Percent | Allocation Salary | Total Fringe Benefits | Total |
|-----|----------------|----------------------|-----------------------------|-----------------|-----------------------|----------------|---------------|--------------------|-------------------|-----------------------|--------|
| 1 | 6001 | ASSISTANT FIRE CHIEF | VACANT | | PB | PL19/1 | 1 | 87.5% | 1 | 0 | 1 |
| 1 | 6098 | FIRE CAPTAIN | ANTHONY R. BABAUTA | 3092 | FT | PL18/2 | 48,087 | 87.5% | 42,076 | 3,976 | 46,052 |
| 1 | 6098 | FIRE CAPTAIN | CLINTON O. NGIRAKED | 3042 | FT | PL18/3 | 50,491 | 87.5% | 44,180 | 9,427 | 53,607 |
| 1 | 6098 | FIRE CAPTAIN | FRANCIS I. MANGLONA | 3090 | FT | PL18/4 | 53,016 | 87.5% | 46,389 | 6,239 | 52,628 |
| 1 | 6098 | FIRE CAPTAIN | JESUS T. TAITANO | 3099 | FT | PL18/6 | 58,450 | 87.5% | 51,143 | 15,984 | 67,127 |
| 1 | 6098 | FIRE CAPTAIN | JOHN L. METTAO | 3103 | FT | PL18/5 | 55,667 | 87.5% | 48,708 | 4,603 | 53,311 |
| 1 | 6098 | FIRE CAPTAIN | JUAN C. CAMACHO | 3037 | FT | PL18/3 | 50,491 | 87.5% | 44,180 | 4,175 | 48,355 |
| 1 | 6098 | FIRE CAPTAIN | PATRICK H. OGO | 3094 | FT | PL18/3 | 50,491 | 87.5% | 44,180 | 4,175 | 48,355 |
| 1 | 6098 | FIRE CAPTAIN | PATRICK T. SEMENS | 3107 | FT | PL18/6 | 58,450 | 87.5% | 51,143 | 11,977 | 63,120 |
| 1 | 6098 | FIRE CAPTAIN | PAUL JOHN B. SASAMOTO | 3106 | FT | PL18/2 | 48,087 | 87.5% | 42,076 | 30,859 | 72,935 |
| 1 | 6097 | FIRE CREW SUPERVISOR | ABRAHAM S. QUITUGUA, JR. | 3125 | FT | PL17/1 | 43,616 | 87.5% | 38,164 | 4,446 | 42,610 |
| 1 | 6097 | FIRE CREW SUPERVISOR | ALLAN MATHEW M. LIZAMA | 3032 | FT | PL17/1 | 43,616 | 87.5% | 38,164 | 2,920 | 41,084 |
| 1 | 6097 | FIRE CREW SUPERVISOR | BRIAN S. KAIPAT | 3095 | FT | PL17/2 | 45,797 | 87.5% | 40,072 | 3,787 | 43,859 |
| 1 | 6097 | FIRE CREW SUPERVISOR | ELLIOT JOSEPH K. TENORIO | 3030 | FT | PL17/1 | 43,616 | 87.5% | 38,164 | 3,607 | 41,771 |
| 1 | 6097 | FIRE CREW SUPERVISOR | ERIC JAMES N. TAISAKAN | 3116 | FT | PL17/1 | 43,616 | 87.5% | 38,164 | 5,133 | 43,297 |
| 1 | 6097 | FIRE CREW SUPERVISOR | ERIC JOSEPH M. LISUA | 3043 | FT | PL17/1 | 43,616 | 87.5% | 38,164 | 5,133 | 43,297 |
| 1 | 6097 | FIRE CREW SUPERVISOR | JIMMY J. PUA | 3127 | FT | PL17/1 | 43,616 | 87.5% | 38,164 | 2,920 | 41,084 |
| 1 | 6097 | FIRE CREW SUPERVISOR | JOSE K. OLOPAI | 3036 | FT | PL17/4 | 50,491 | 87.5% | 44,180 | 15,326 | 59,505 |
| 1 | 6097 | FIRE CREW SUPERVISOR | JOSEPH RODRIGUEZ JR | 3024 | FT | PL17/1 | 43,616 | 87.5% | 38,164 | 4,446 | 42,610 |
| 1 | 6097 | FIRE CREW SUPERVISOR | JUAN R. CAMACHO | 3091 | FT | PL17/1 | 43,616 | 87.5% | 38,164 | 3,607 | 41,771 |
| 1 | 6097 | FIRE CREW SUPERVISOR | LINUS L. MIZUTANI JR | 3131 | FT | PL17/1 | 43,616 | 87.5% | 38,164 | 3,607 | 41,771 |
| 1 | 6097 | FIRE CREW SUPERVISOR | LUCAS L. LANIYO | 3050 | FT | PL17/4 | 50,491 | 87.5% | 44,180 | 4,175 | 48,355 |
| 1 | 6097 | FIRE CREW SUPERVISOR | MAYNARD S. DUENAS | 3112 | FT | PL17/1 | 43,616 | 87.5% | 38,164 | 2,920 | 41,084 |
| 1 | 6097 | FIRE CREW SUPERVISOR | RALPHAEL L. MAGOFNA | 3105 | FT | PL17/1 | 43,616 | 87.5% | 38,164 | 16,284 | 54,448 |
| 1 | 6097 | FIRE CREW SUPERVISOR | RICHARD D. MANALO | 3121 | FT | PL17/1 | 43,616 | 87.5% | 38,164 | 16,284 | 54,448 |
| 1 | 6097 | FIRE CREW SUPERVISOR | ROBERT M. CAMACHO | 3132 | FT | PL17/1 | 43,616 | 87.5% | 38,164 | 5,133 | 43,297 |
| 1 | 6097 | FIRE CREW SUPERVISOR | SOANE H. PUA | 3054 | FT | PL17/1 | 43,616 | 87.5% | 38,164 | 5,133 | 43,297 |
| 1 | 6097 | FIRE CREW SUPERVISOR | VINCENT DONALD F. SABLAN JR | 3048 | FT | PL17/1 | 43,616 | 87.5% | 38,164 | 16,284 | 54,448 |
| 1 | 6097 | FIRE CREW SUPERVISOR | VACANT | | PB | PL17/1 | 1 | 87.5% | 1 | 0 | 1 |
| 1 | 6075 | FIREFIGHTER I | ANDREW J. KIM | 3598 | FT | PL08/1 | 28,115 | 87.5% | 24,601 | 1,882 | 26,483 |
| 1 | 6075 | FIREFIGHTER I | ANTHONY Q. REPEKI | 3026 | FT | PL08/1 | 28,115 | 87.5% | 24,601 | 1,882 | 26,483 |
| 1 | 6075 | FIREFIGHTER I | BRENT H. BORJA | 3038 | FT | PL08/3 | 30,997 | 87.5% | 27,122 | 5,560 | 32,682 |
| 1 | 6075 | FIREFIGHTER I | FRANCISCO A. MIZUTANI JR | 3617 | FT | PL08/1 | 28,115 | 87.5% | 24,601 | 1,882 | 26,483 |

Budget Year: 2025

Department: Department of Fire & Emergency Medical Services
Division/Activity: Emergency Services
Org Code: 11140300

| NOP | Job Class Code | Position | Employee | Employee Number | Personnel Status Code | Pay Grade/Step | Annual Salary | Allocation Percent | Allocation Salary | Total Fringe Benefits | Total |
|-----|----------------|----------------|-----------------------------|-----------------|-----------------------|----------------|---------------|--------------------|-------------------|-----------------------|--------|
| 1 | 6075 | FIREFIGHTER I | HENRY A. LIZAMA | 3596 | FT | PL08/1 | 28,115 | 87.5% | 24,601 | 2,325 | 26,926 |
| 1 | 6075 | FIREFIGHTER I | HIRAM LEE C. CASTRO | 3588 | FT | PL08/1 | 28,115 | 87.5% | 24,601 | 2,866 | 27,467 |
| 1 | 6075 | FIREFIGHTER I | JACK NICHOLAS S. RABAGO | 3606 | FT | PL08/1 | 28,115 | 87.5% | 24,601 | 2,866 | 27,467 |
| 1 | 6075 | FIREFIGHTER I | JIOVONNI L. OLOPAI | 3579 | FT | PL08/1 | 28,115 | 87.5% | 24,601 | 2,325 | 26,926 |
| 1 | 6075 | FIREFIGHTER I | JOSEPH M. SABLAN | 3584 | FT | PL08/1 | 28,115 | 87.5% | 24,601 | 2,866 | 27,467 |
| 1 | 6075 | FIREFIGHTER I | JOSEPH S. CING | 3605 | FT | PL08/1 | 28,115 | 87.5% | 24,601 | 5,367 | 29,968 |
| 1 | 6075 | FIREFIGHTER I | JUAN QUITUGUA JR | 3597 | FT | PL08/1 | 28,115 | 87.5% | 24,601 | 1,882 | 26,483 |
| 1 | 6075 | FIREFIGHTER I | JUAN S. ADA II | 3595 | FT | PL08/1 | 28,115 | 87.5% | 24,601 | 6,351 | 30,952 |
| 1 | 6075 | FIREFIGHTER I | KEONI B. KAIPAT | 3609 | FT | PL08/1 | 28,115 | 87.5% | 24,601 | 1,882 | 26,483 |
| 1 | 6075 | FIREFIGHTER I | LEON LUIS Q. LANIYO | 3593 | FT | PL08/1 | 28,115 | 87.5% | 24,601 | 6,351 | 30,952 |
| 1 | 6075 | FIREFIGHTER I | MARIANO JUNIOR A. AGUON | 3599 | FT | PL08/1 | 28,115 | 87.5% | 24,601 | 2,866 | 27,467 |
| 1 | 6075 | FIREFIGHTER I | NELTON B. SKEREI | 3594 | FT | PL08/1 | 28,115 | 87.5% | 24,601 | 1,882 | 26,483 |
| 1 | 6075 | FIREFIGHTER I | RUFINA F. SABLAN | 3074 | FT | PL08/1 | 28,115 | 87.5% | 24,601 | 1,882 | 26,483 |
| 1 | 6075 | FIREFIGHTER I | SIDNEY CAMACHO | 3122 | FT | PL08/1 | 28,115 | 87.5% | 24,601 | 5,367 | 29,968 |
| 1 | 6075 | FIREFIGHTER I | VICTOR S. IGITOL | 3614 | FT | PL08/1 | 28,115 | 87.5% | 24,601 | 1,882 | 26,483 |
| 1 | 6075 | FIREFIGHTER I | VACANT | | PB | PL08/1 | 1 | 87.5% | 1 | 0 | 1 |
| 1 | 6075 | FIREFIGHTER I | VACANT | | PB | PL08/1 | 1 | 87.5% | 1 | 0 | 1 |
| 1 | 6076 | FIREFIGHTER II | AUSTIN MASGA | 3060 | FT | PL10/2 | 32,547 | 87.5% | 28,479 | 6,803 | 35,281 |
| 1 | 6076 | FIREFIGHTER II | CHRISTOPHER P. SABLAN | 3076 | FT | PL10/2 | 32,547 | 87.5% | 28,479 | 10,462 | 38,940 |
| 1 | 6076 | FIREFIGHTER II | ELIEZER J. UCHEL | 3053 | FT | PL10/2 | 32,547 | 87.5% | 28,479 | 9,322 | 37,801 |
| 1 | 6076 | FIREFIGHTER II | FRANCISCO L. LIFOIFOI | 3082 | FT | PL10/2 | 32,547 | 87.5% | 28,479 | 2,179 | 30,657 |
| 1 | 6076 | FIREFIGHTER II | GIOVANNI N. MIRA JR | 3128 | FT | PL10/2 | 32,547 | 87.5% | 28,479 | 3,318 | 31,796 |
| 1 | 6076 | FIREFIGHTER II | JAIME ESCAMILLA N. CUELLAR | 3135 | FT | PL10/2 | 32,547 | 87.5% | 28,479 | 14,469 | 42,947 |
| 1 | 6076 | FIREFIGHTER II | JEREMY R. TORRES | 3056 | FT | PL10/2 | 32,547 | 87.5% | 28,479 | 10,462 | 38,940 |
| 1 | 6076 | FIREFIGHTER II | JOHN BENEDICT T. PELISAMEN | 3096 | FT | PL10/2 | 32,547 | 87.5% | 28,479 | 2,691 | 31,170 |
| 1 | 6076 | FIREFIGHTER II | KEONE C. MACARANAS | 3040 | FT | PL10/2 | 32,547 | 87.5% | 28,479 | 13,842 | 42,321 |
| 1 | 6076 | FIREFIGHTER II | KISHIA EDYNN O. AYUYU | 3073 | FT | PL10/2 | 32,547 | 87.5% | 28,479 | 2,179 | 30,657 |
| 1 | 6076 | FIREFIGHTER II | KYLE M. ALVAREZ | 3066 | FT | PL10/2 | 32,547 | 87.5% | 28,479 | 2,179 | 30,657 |
| 1 | 6076 | FIREFIGHTER II | KYOSHI DON R. KILELEMAN | 3070 | FT | PL10/2 | 32,547 | 87.5% | 28,479 | 5,664 | 34,142 |
| 1 | 6076 | FIREFIGHTER II | LAMARC T. IGUEL | 3063 | FT | PL10/2 | 32,547 | 87.5% | 28,479 | 14,981 | 43,460 |
| 1 | 6076 | FIREFIGHTER II | MOSES B. UNTALAN | 2394 | FT | PL10/3 | 34,174 | 87.5% | 29,903 | 2,826 | 32,728 |
| 1 | 6076 | FIREFIGHTER II | ROMAN JOHN P. CAMACHO | 3065 | FT | PL10/2 | 32,547 | 87.5% | 28,479 | 5,664 | 34,142 |
| 1 | 6076 | FIREFIGHTER II | STANLEY ZACRIE L. SANTOS JR | 3045 | FT | PL10/2 | 32,547 | 87.5% | 28,479 | 14,469 | 42,947 |

Budget Year: 2025

Department: Department of Fire & Emergency Medical Services
Division/Activity: Emergency Services
Org Code: 11140300

Table with columns: NOP, Job Class Code, Position, Employee, Employee Number, Personnel Status Code, Pay Grade/Step, Annual Salary, Allocation Percent, Allocation Salary, Total Fringe Benefits, Total. Includes a summary row at the bottom with values 86, 2,518,338, 468,283, 2,986,621.

COMMONWEALTH OF THE NORTHERN MARIANA ISLANDS

DEPARTMENT: DEPARTMENT OF FIRE AND EMERGENCY MEDICAL SERVICES

DIVISION: FIRE PREVENTION AND ARSON INVESTIGATION

ORG: 11140200

| ORG | OBJECT | DESCRIPTION | 2022 | 2023 | 2024 | 2025 | 2025 |
|---|--------|----------------------------|----------------|----------------|--------------------|--------------------------|------------------------|
| | | | ACTUAL | ACTUAL | BUDGET PL 23-09 | DEPARTMENT SUBMISSION | GOVERNOR'S PROPOSAL |
| 11140200 | 61000 | WAGES & SALARIES | 285,447 | 203,476 | 379,145 | 356,114 | 311,603 |
| 11140200 | 61010 | OVERTIME COMPENSATION | 0 | 5,758 | 0 | 0 | 0 |
| 11140200 | 61020 | HOLIDAY PAY | 0 | 2,408 | 0 | 0 | 0 |
| 11140200 | 62000 | FICA CONTRIBUTION | 17,698 | 13,122 | 0 | 22,079 | 19,320 |
| 11140200 | 62010 | MEDICARE CONTRIBUTION | 4,139 | 3,069 | 0 | 5,164 | 4,518 |
| 11140200 | 62100 | 401K EMPLOYER CONTRIBUTION | 7,116 | 5,729 | 0 | 12,018 | 10,516 |
| 11140200 | 62200 | HEALTH INSURANCE PREMIUM | 26,003 | 22,144 | 0 | 28,756 | 28,749 |
| 11140200 | 62211 | PERSONNEL INSURANCE | 2,329 | 2,148 | 0 | 5,194 | 4,545 |
| TOTAL PERSONNEL | | | 342,730 | 257,854 | 379,145 | 429,325 | 379,251 |
| 11140200 | 63100 | REPAIR AND MAINTENANCE | 43,970 | 7,300 | 0 | 0 | 0 |
| 11140200 | 64700 | RENTAL-VEHICLES | 850 | 0 | 0 | 0 | 0 |
| 11140200 | 64790 | RENTAL-OTHERS | 0 | 2,940 | 0 | 0 | 0 |
| 11140200 | 64800 | TRAVEL EXPENSES | 0 | 0 | 0 | 0 | 0 |
| 11140200 | 65010 | OPERATIONAL SUPPLIES | 4,707 | 905 | 0 | 0 | 0 |
| 11140200 | 66070 | TECHNOLOGY EQUIP | 4,480 | 0 | 0 | 0 | 0 |
| 11140200 | 69000 | OTHER EXPENSES | 0 | 0 | 3,865 | 0 | 0 |
| TOTAL OTHER EXPENSES | | | 54,007 | 11,145 | 3,865 | 0 | 0 |
| 11140200 | 64060 | UTILITIES | 0 | 0 | 0 | 0 | 0 |
| TOTAL PERSONNEL, OTHER EXPENSES, AND UTILITIES | | | 396,737 | 268,999 | 383,010 | 429,325 | 379,251 |
| 11140200 | 69010 | PUBLIC AUDITOR 1% FEE | 2,247 | 4,531 | 0 | 0 | 3,793 |
| GRAND TOTAL | | | 398,984 | 273,530 | 383,010 | 429,325 | 383,044 |
| NUMBER OF POSITIONS | | | 10 | 10 | 10 | 10 | 10 |

Budget Year: 2025

Department: Department of Fire & Emergency Medical Services
Division/Activity: Fire Prevention & Arson Investigation
Org Code: 11140200

| NOP | Job Class Code | Position | Employee | Employee Number | Personnel Status Code | Pay Grade/Step | Annual Salary | Allocation Percent | Allocation Salary | Total Fringe Benefits | Total |
|-----------|----------------|----------------------------|----------------------------|-----------------|-----------------------|----------------|---------------|--------------------|-------------------|-----------------------|----------------|
| 1 | 6001 | ASSISTANT FIRE CHIEF | STANLEY S. SANTOS | 3101 | FT | PL19/5 | 58,450 | 87.5% | 51,143 | 6,879 | 58,022 |
| 1 | 1017 | ADMINISTRATIVE OFFICER III | EDGAR A. PANGELINAN | 3088 | FT | PL15/1 | 29,857 | 87.5% | 26,125 | 3,044 | 29,169 |
| 1 | 6098 | FIRE CAPTAIN | JUAN-CLIMACO LANIYO | 3114 | FT | PL18/5 | 55,667 | 87.5% | 48,708 | 11,747 | 60,455 |
| 1 | 6097 | FIRE CREW SUPERVISOR | BENJAMIN PAUL T. MANGLONA | 3025 | FT | PL17/1 | 43,616 | 87.5% | 38,164 | 16,284 | 54,448 |
| 1 | 6097 | FIRE CREW SUPERVISOR | FRANCISCO ROMEO O. IGINOEF | 3049 | FT | PL17/1 | 43,616 | 87.5% | 38,164 | 8,618 | 46,782 |
| 1 | 6097 | FIRE CREW SUPERVISOR | JOHN JOSEPH P. SAN NICOLAS | 3098 | FT | PL17/1 | 43,616 | 87.5% | 38,164 | 8,618 | 46,782 |
| 1 | 6097 | FIRE CREW SUPERVISOR | LORENZO V. DELEON GUERRERO | 3108 | FT | PL17/1 | 43,616 | 87.5% | 38,164 | 8,618 | 46,782 |
| 1 | 6097 | FIRE CREW SUPERVISOR | VACANT | | FT | PL17/1 | 1 | 87.5% | 1 | 0 | 1 |
| 1 | 6077 | FIREFIGHTER III | TONY T. SANTOS | 3059 | FT | PL12/3 | 37,677 | 87.5% | 32,968 | 3,841 | 36,808 |
| 1 | 6077 | FIREFIGHTER III | VACANT | | FT | PL12/1 | 1 | 87.5% | 1 | 0 | 1 |
| 10 | | | | | | | | | 311,603 | 67,648 | 379,251 |

COMMONWEALTH OF THE NORTHERN MARIANA ISLANDS

DEPARTMENT: DEPARTMENT OF FIRE AND EMERGENCY MEDICAL SERVICES

DIVISION: EMERGENCY MEDICAL SERVICES

ORG: 11140400

| ORG | OBJECT | DESCRIPTION | 2022 | 2023 | 2024 | 2025 | 2025 |
|---|--------|----------------------------|----------------|----------------|--------------------|--------------------------|------------------------|
| | | | ACTUAL | ACTUAL | BUDGET PL 23-09 | DEPARTMENT SUBMISSION | GOVERNOR'S PROPOSAL |
| 11140400 | 61000 | WAGES & SALARIES | 289,953 | 201,412 | 380,257 | 357,181 | 303,828 |
| 11140400 | 61010 | OVERTIME COMPENSATION | 0 | 2,532 | 0 | 0 | 0 |
| 11140400 | 61020 | HOLIDAY PAY | 0 | 2,019 | 0 | 0 | 0 |
| 11140400 | 62000 | FICA CONTRIBUTION | 17,977 | 12,770 | 0 | 22,145 | 18,836 |
| 11140400 | 62010 | MEDICARE CONTRIBUTION | 4,204 | 2,986 | 0 | 5,179 | 4,406 |
| 11140400 | 62100 | 401K EMPLOYER CONTRIBUTION | 7,787 | 5,761 | 0 | 11,338 | 9,919 |
| 11140400 | 62200 | HEALTH INSURANCE PREMIUM | 26,784 | 20,468 | | 44,096 | 44,082 |
| 11140400 | 62211 | PERSONNEL INSURANCE | 2,293 | 1,912 | 0 | 4,316 | 3,777 |
| TOTAL PERSONNEL | | | 348,998 | 249,860 | 380,257 | 444,255 | 384,848 |
| 11140400 | 63100 | REPAIR AND MAINTENANCE | 2,400 | 0 | 0 | 0 | 0 |
| 11140400 | 64700 | RENTAL-VEHICLES | 0 | 2,550 | 0 | 0 | 0 |
| 11140400 | 65010 | OPERATIONAL SUPPLIES | 8,480 | 44 | 0 | 0 | 0 |
| 11140400 | 65040 | FURNITURE & FIXTURES | 755 | 0 | 0 | 0 | 0 |
| 11140400 | 69000 | OTHER EXPENSES | 0 | 0 | 3,876 | 0 | 0 |
| TOTAL OTHER EXPENSES | | | 11,634 | 2,594 | 3,876 | 0 | 0 |
| 11140400 | 64060 | UTILITIES | 0 | 0 | 0 | 0 | 0 |
| TOTAL PERSONNEL, OTHER EXPENSES, AND UTILITIES | | | 360,632 | 252,454 | 384,133 | 444,255 | 384,848 |
| 11140400 | 69010 | PUBLIC AUDITOR 1% FEE | 1,153 | 3,529 | 0 | 0 | 3,848 |
| GRAND TOTAL | | | 361,786 | 255,982 | 384,133 | 444,255 | 388,696 |
| NUMBER OF POSITIONS | | | 7 | 8 | 9 | 9 | 9 |

Budget Year: 2025

Department: Department of Fire & Emergency Medical Services
Division/Activity: Emergency Medical Services
Org Code: 11140400

| NOP | Job Class Code | Position | Employee | Employee Number | Personnel Status Code | Pay Grade/Step | Annual Salary | Allocation Percent | Allocation Salary | Total Fringe Benefits | Total |
|----------|----------------|--------------------------|--------------------------|-----------------|-----------------------|----------------|---------------|--------------------|-------------------|-----------------------|----------------|
| 1 | 6001 | ASSISTANT FIRE CHIEF | JOHN DIEGO T. BLAS | 3104 | FT | PL19/5 | 58,450 | 87.5% | 51,143 | 18,030 | 69,173 |
| 1 | 0023 | ADMINISTRATIVE ASSISTANT | JULIE ANN T. LANIYO | 3583 | FT | PL05/3 | 20,209 | 87.5% | 17,683 | 1,353 | 19,035 |
| 1 | 0045 | CLERK II | VACANT | | PB | PL01/1 | 1 | 87.5% | 1 | 0 | 1 |
| 1 | 6098 | FIRE CAPTAIN | DANIEL R. SUEL | 3023 | FT | PL18/3 | 50,491 | 87.5% | 44,180 | 17,093 | 61,273 |
| 1 | 6097 | FIRE CREW SUPERVISOR | CHRISTINE KEOLANI SABLAN | 3119 | FT | PL17/1 | 43,616 | 87.5% | 38,164 | 5,133 | 43,297 |
| 1 | 6097 | FIRE CREW SUPERVISOR | JUSTIN PAUL A. MIZUTANI | 3124 | FT | PL17/1 | 43,616 | 87.5% | 38,164 | 8,618 | 46,782 |
| 1 | 6097 | FIRE CREW SUPERVISOR | PATRICK I. GEORGE | 3055 | FT | PL17/1 | 43,616 | 87.5% | 38,164 | 11,590 | 49,754 |
| 1 | 6097 | FIRE CREW SUPERVISOR | ROBERT C. CRUZ | 3130 | FT | PL17/1 | 43,616 | 87.5% | 38,164 | 3,607 | 41,771 |
| 1 | 6097 | FIRE CREW SUPERVISOR | SIXTUS JOAQUIN L. AQUINO | 3129 | FT | PL17/1 | 43,616 | 87.5% | 38,164 | 15,597 | 53,761 |
| 9 | | | | | | | | | 303,828 | 81,020 | 384,848 |

COMMONWEALTH OF THE NORTHERN MARIANA ISLANDS

DEPARTMENT: DEPARTMENT OF FIRE AND EMERGENCY MEDICAL SERVICES

DIVISION: LOGISTICAL SUPPORT

ORG: 11140500

| ORG | OBJECT | DESCRIPTION | 2022 | 2023 | 2024 | 2025 | 2025 |
|------------------------|--------|----------------------------|----------------|----------------|--------------------|--------------------------|------------------------|
| | | | ACTUAL | ACTUAL | BUDGET PL 23-09 | DEPARTMENT SUBMISSION | GOVERNOR'S PROPOSAL |
| 11140500 | 61000 | WAGES & SALARIES | 216,962 | 149,937 | 278,474 | 260,860 | 228,253 |
| 11140500 | 61010 | OVERTIME COMPENSATION | 0 | 1,638 | 0 | 0 | 0 |
| 11140500 | 61020 | HOLIDAY PAY | 0 | 1,555 | 0 | 0 | 0 |
| 11140500 | 62000 | FICA CONTRIBUTION | 13,452 | 9,481 | 0 | 16,173 | 14,152 |
| 11140500 | 62010 | MEDICARE CONTRIBUTION | 3,146 | 2,217 | 0 | 3,782 | 3,310 |
| 11140500 | 62100 | 401K EMPLOYER CONTRIBUTION | 3,505 | 2,634 | 0 | 4,322 | 3,782 |
| 11140500 | 62200 | HEALTH INSURANCE PREMIUM | 23,699 | 18,929 | 0 | 28,938 | 28,923 |
| 11140500 | 62211 | PERSONNEL INSURANCE | 1,525 | 1,233 | 0 | 2,854 | 2,497 |
| TOTAL PERSONNEL | | | 262,289 | 187,625 | 278,474 | 316,930 | 280,917 |
| 11140500 | 63000 | PROFESSIONAL SERVICES | 1,330 | 0 | 0 | 0 | 0 |
| 11140500 | 63100 | REPAIR AND MAINTENANCE | 146,559 | 8,022 | 0 | 200,000 | 0 |
| 11140500 | 63300 | CLEANING SERVICES | 5,345 | 2,250 | 0 | 0 | 0 |
| 11140500 | 64070 | STORAGE AND HANDLING | 0 | 1,275 | 0 | 0 | 0 |
| 11140500 | 64090 | COMMUNICATIONS | 0 | 0 | 0 | 84,000 | 0 |
| 11140500 | 64100 | PRINTING AND PHOTOCOPYING | 5,500 | 1,053 | 0 | 0 | 0 |
| 11140500 | 64700 | RENTAL-VEHICLES | 15,200 | 0 | 0 | 0 | 0 |
| 11140500 | 64710 | RENTAL-HOUSING | 1,559 | 0 | 0 | 0 | 0 |
| 11140500 | 64900 | OTHER SERVICES & CHARGES | 1,800 | 0 | 0 | 0 | 0 |
| 11140500 | 65000 | OFFICE SUPPLIES | 0 | 530 | 0 | 0 | 0 |
| 11140500 | 65010 | OPERATIONAL SUPPLIES | 59,663 | 1,315 | 0 | 0 | 0 |
| 11140500 | 65030 | FUEL & LUBRICATE | 23,731 | 0 | 0 | 190,000 | 0 |
| 11140500 | 65040 | FURNITURE & FIXTURES | 10,173 | 0 | 0 | 0 | 0 |
| 11140500 | 65900 | FREIGHT AND HANDLING | 275 | 0 | 0 | 0 | 0 |

COMMONWEALTH OF THE NORTHERN MARIANA ISLANDS

DEPARTMENT: DEPARTMENT OF FIRE AND EMERGENCY MEDICAL SERVICES

DIVISION: LOGISTICAL SUPPORT

ORG: 11140500

| ORG | OBJECT | DESCRIPTION | 2022 | 2023 | 2024 | 2025 | 2025 |
|---|--------|-----------------------|----------------|----------------|--------------------|--------------------------|------------------------|
| | | | ACTUAL | ACTUAL | BUDGET PL 23-09 | DEPARTMENT SUBMISSION | GOVERNOR'S PROPOSAL |
| 11140500 | 66000 | CAPITAL ASSETS | 1,876 | 1,348 | 0 | 0 | 0 |
| 11140500 | 66060 | VEHICLES | 50,000 | 0 | 0 | 0 | 0 |
| 11140500 | 66070 | TECHNOLOGY EQUIP | 5,740 | 0 | 0 | 0 | 0 |
| 11140500 | 69000 | OTHER EXPENSES | 0 | 0 | 2,839 | 0 | 0 |
| TOTAL OTHER EXPENSES | | | 328,751 | 15,793 | 2,839 | 474,000 | 0 |
| 11140500 | 64060 | UTILITIES | 15,000 | 630 | 0 | 180,000 | 0 |
| TOTAL PERSONNEL, OTHER EXPENSES, AND UTILITIES | | | 606,040 | 204,048 | 281,313 | 970,930 | 280,917 |
| 11140500 | 69010 | PUBLIC AUDITOR 1% FEE | 1,482 | 2,457 | 0 | 0 | 2,809 |
| GRAND TOTAL | | | 607,522 | 206,504 | 281,313 | 970,930 | 283,726 |
| NUMBER OF POSITIONS | | | 5 | 5 | 6 | 6 | 6 |

Budget Year: 2025

Department: Department of Fire & Emergency Medical Services
Division/Activity: Logistical Support
Org Code: 11140500

| NOP | Job Class Code | Position | Employee | Employee Number | Personnel Status Code | Pay Grade/Step | Annual Salary | Allocation Percent | Allocation Salary | Total Fringe Benefits | Total |
|----------|----------------|----------------------|------------------------|-----------------|-----------------------|----------------|---------------|--------------------|-------------------|-----------------------|----------------|
| 1 | 6001 | ASSISTANT FIRE CHIEF | MANUEL A. CABRERA | 3052 | FT | PL19/7 | 64,441 | 87.5% | 56,386 | 11,069 | 67,455 |
| 1 | 0044 | CLERK II | JESSIE RAE C. REYES | 5303 | LT | PL01/1 | 15,080 | 87.5% | 13,195 | 1,009 | 14,204 |
| 1 | 6098 | FIRE CAPTAIN | JAYENDRAN A. JAIRAM | 3028 | FT | PL18/3 | 50,491 | 87.5% | 44,180 | 11,319 | 55,498 |
| 1 | 6097 | FIRE CREW SUPERVISOR | CHRISTINO I. GEORGE | 3071 | FT | PL17/1 | 43,616 | 87.5% | 38,164 | 14,070 | 52,235 |
| 1 | 6097 | FIRE CREW SUPERVISOR | DAVERRICK N. CAMACHO | 3109 | FT | PL17/1 | 43,616 | 87.5% | 38,164 | 5,133 | 43,297 |
| 1 | 6097 | FIRE CREW SUPERVISOR | SATURNINO S. KAIPAT JR | 3041 | FT | PL17/1 | 43,616 | 87.5% | 38,164 | 10,063 | 48,228 |
| 6 | | | | | | | | | 228,253 | 52,664 | 280,917 |

COMMONWEALTH OF THE NORTHERN MARIANA ISLANDS

DEPARTMENT: DEPARTMENT OF FIRE AND EMERGENCY MEDICAL SERVICES

DIVISION: DFEMS TRAINING SECTION

ORG: 11140600

| ORG | OBJECT | DESCRIPTION | 2022 ACTUAL | 2023 ACTUAL | 2024 BUDGET PL 23-09 | 2025 DEPARTMENT SUBMISSION | 2025 GOVERNOR'S PROPOSAL |
|---|--------|----------------------------|----------------|----------------|----------------------------|----------------------------------|--------------------------------|
| 11140600 | 61000 | WAGES & SALARIES | 77,276 | 52,678 | 93,674 | 87,232 | 76,329 |
| 11140600 | 61010 | OVERTIME COMPENSATION | 0 | 2,529 | 0 | 0 | 0 |
| 11140600 | 61020 | HOLIDAY PAY | 0 | 498 | 0 | 0 | 0 |
| 11140600 | 62000 | FICA CONTRIBUTION | 4,791 | 3,454 | 0 | 5,408 | 4,731 |
| 11140600 | 62010 | MEDICARE CONTRIBUTION | 1,120 | 808 | 0 | 1,265 | 1,107 |
| 11140600 | 62100 | 401K EMPLOYER CONTRIBUTION | 2,554 | 1,114 | 0 | 1,745 | 1,527 |
| 11140600 | 62200 | HEALTH INSURANCE PREMIUM | 15,242 | 11,654 | 0 | 14,638 | 14,636 |
| 11140600 | 62211 | PERSONNEL INSURANCE | 370 | 361 | 0 | 785 | 687 |
| TOTAL PERSONNEL | | | 101,353 | 73,096 | 93,674 | 111,073 | 99,017 |
| 11140600 | 65010 | OPERATIONAL SUPPLIES | 3,600 | 0 | 0 | 0 | 0 |
| 11140600 | 69000 | OTHER EXPENSES | 0 | 0 | 955 | 0 | 0 |
| TOTAL OTHER EXPENSES | | | 3,600 | 0 | 955 | 0 | 0 |
| 11140600 | 64060 | UTILITIES | 0 | 0 | 0 | 0 | 0 |
| TOTAL PERSONNEL, OTHER EXPENSES, AND UTILITIES | | | 104,953 | 73,096 | 94,629 | 111,073 | 99,017 |
| 11140600 | 69010 | PUBLIC AUDITOR 1% FEE | 3,249 | 872 | 0 | 0 | 990 |
| GRAND TOTAL | | | 108,202 | 73,967 | 94,629 | 111,073 | 100,007 |
| NUMBER OF POSITIONS | | | 4 | 4 | 2 | 2 | 2 |

Budget Year: 2025

Department: Department of Fire & Emergency Medical Services
Division/Activity: DFEMS Training Section
Org Code: 11140600

| NOP | Job Class Code | Position | Employee | Employee Number | Personnel Status Code | Pay Grade/Step | Annual Salary | Allocation Percent | Allocation Salary | Total Fringe Benefits | Total |
|-----|----------------|----------------------|---------------------------|-----------------|-----------------------|----------------|---------------|--------------------|-------------------|-----------------------|---------------|
| 1 | 6097 | FIRE CREW SUPERVISOR | ALBERT LEE T. ALDAN | 3093 | FT | PL17/1 | 43,616 | 87.5% | 38,164 | 14,757 | 52,922 |
| 1 | 6097 | FIRE CREW SUPERVISOR | JOHN JOSEPH D. CONCEPCION | 3087 | FT | PL17/1 | 43,616 | 87.5% | 38,164 | 7,931 | 46,095 |
| | | | | | | | | | 76,329 | 22,689 | 99,017 |

COMMONWEALTH OF THE NORTHERN MARIANA ISLANDS

DEPARTMENT: DEPARTMENT OF FIRE AND EMERGENCY MEDICAL SERVICES

DIVISION: DFEMS DISPATCH SECTION

ORG: 11140700

| ORG | OBJECT | DESCRIPTION | 2022 ACTUAL | 2023 ACTUAL | 2024 BUDGET PL 23-09 | 2025 DEPARTMENT SUBMISSION | 2025 GOVERNOR'S PROPOSAL |
|---|--------|----------------------------|----------------|----------------|----------------------------|----------------------------------|--------------------------------|
| 11140700 | 61000 | WAGES & SALARIES | 131,074 | 98,566 | 186,507 | 215,922 | 114,840 |
| 11140700 | 61010 | OVERTIME COMPENSATION | 186 | 1,802 | 0 | 0 | 0 |
| 11140700 | 61020 | HOLIDAY PAY | 0 | 2,937 | 0 | 0 | 0 |
| 11140700 | 62000 | FICA CONTRIBUTION | 8,138 | 6,405 | 0 | 13,387 | 7,120 |
| 11140700 | 62010 | MEDICARE CONTRIBUTION | 1,903 | 1,498 | 0 | 3,131 | 1,665 |
| 11140700 | 62100 | 401K EMPLOYER CONTRIBUTION | 1,288 | 954 | 0 | 2,121 | 1,856 |
| 11140700 | 62200 | HEALTH INSURANCE PREMIUM | 513 | 5,505 | 0 | 14,638 | 14,636 |
| 11140700 | 62211 | PERSONNEL INSURANCE | 2 | 326 | 0 | 954 | 835 |
| TOTAL PERSONNEL | | | 143,104 | 117,992 | 186,507 | 250,153 | 140,952 |
| 11140700 | 63100 | REPAIR AND MAINTENANCE | 0 | 2,495 | 0 | 0 | 0 |
| 11140700 | 69000 | OTHER EXPENSES | 0 | 0 | 1,904 | 0 | 0 |
| TOTAL OTHER EXPENSES | | | 0 | 2,495 | 1,904 | 0 | 0 |
| 11140700 | 64060 | UTILITIES | 0 | 0 | 0 | 0 | 0 |
| TOTAL PERSONNEL, OTHER EXPENSES, AND UTILITIES | | | 143,104 | 120,487 | 188,411 | 250,153 | 140,952 |
| 11140700 | 69010 | PUBLIC AUDITOR 1% FEE | 1,939 | 2,165 | 0 | 0 | 1,410 |
| GRAND TOTAL | | | 145,043 | 122,652 | 188,411 | 250,153 | 142,362 |
| NUMBER OF POSITIONS | | | 9 | 10 | 10 | 10 | 10 |

Budget Year: 2025

Department: Department of Fire & Emergency Medical Services
Division/Activity: DFEMS Dispatch Section
Org Code: 11140700

| NOP | Job Class Code | Position | Employee | Employee Number | Personnel Status Code | Pay Grade/Step | Annual Salary | Allocation Percent | Allocation Salary | Total Fringe Benefits | Total |
|-----------|----------------|--------------------------------|-------------------|-----------------|-----------------------|----------------|---------------|--------------------|-------------------|-----------------------|----------------|
| 1 | 0304 | EMERG MEDICAL DISPATCHER TRAIN | BRANSON J. SANTOS | 3115 | FT | PL04/2 | 18,330 | 87.5% | 16,039 | 1,227 | 17,266 |
| 1 | 0304 | EMERG MEDICAL DISPATCHER TRAIN | FRANICA S. MASGA | 5658 | FT | PL04/1 | 17,457 | 87.5% | 15,275 | 1,169 | 16,443 |
| 1 | 0304 | EMERG MEDICAL DISPATCHER TRAIN | VACANT | | PB | PL04/1 | 1 | 87.5% | 1 | 0 | 1 |
| 1 | 0304 | EMERG MEDICAL DISPATCHER TRAIN | VACANT | | PB | PL04/1 | 1 | 87.5% | 1 | 0 | 1 |
| 1 | 0304 | EMERG MEDICAL DISPATCHER TRAIN | VACANT | | PB | PL04/1 | 1 | 87.5% | 1 | 0 | 1 |
| 1 | 0304 | EMERG MEDICAL DISPATCHER TRAIN | VACANT | | PB | PL04/1 | 1 | 87.5% | 1 | 0 | 1 |
| 1 | 0305 | EMERGENCY MEDICAL DISPATCHER | CHANITA F. NEWMAN | 3046 | FT | PL08/1 | 21,219 | 87.5% | 18,567 | 1,420 | 19,987 |
| 1 | 0305 | EMERGENCY MEDICAL DISPATCHER | GREG T. MAGOFNA | 3097 | FT | PL08/1 | 21,219 | 87.5% | 18,567 | 12,571 | 31,138 |
| 1 | 0305 | EMERGENCY MEDICAL DISPATCHER | VACANT | | PB | PL08/1 | 1 | 87.5% | 1 | 0 | 1 |
| 1 | 6098 | FIRE CAPTAIN | ALLAN M. FARLEY | 3113 | FT | PL18/4 | 53,016 | 87.5% | 46,389 | 9,724 | 56,113 |
| 10 | | | | | | | | | 114,840 | 26,112 | 140,952 |

COMMONWEALTH OF THE NORTHERN MARIANA ISLANDS

DEPARTMENT: DEPARTMENT OF FINANCE
 DIVISION: SECRETARY OF FINANCE
 ORG: 11170100

| ORG | OBJECT | DESCRIPTION | 2022 ACTUAL | 2023 ACTUAL | 2024 BUDGET PL 23-09 | 2025 DEPARTMENT SUBMISSION | 2025 GOVERNOR'S PROPOSAL |
|------------------------|--------|----------------------------|------------------|----------------|----------------------------|----------------------------------|--------------------------------|
| 11170100 | 61000 | WAGES & SALARIES | 138,822 | 105,201 | 519,789 | 721,159 | 554,741 |
| 11170100 | 61020 | HOLIDAY PAY | 0 | 2,359 | 0 | 0 | 0 |
| 11170100 | 62000 | FICA CONTRIBUTION | 8,607 | 6,669 | 0 | 44,712 | 34,394 |
| 11170100 | 62010 | MEDICARE CONTRIBUTION | 2,013 | 1,560 | 0 | 10,457 | 8,044 |
| 11170100 | 62100 | 401K EMPLOYER CONTRIBUTION | 40 | 141 | 0 | 3,616 | 4,745 |
| 11170500 | 62101 | RETIREMENT CONTRIBUTIONS | 0 | 0 | 0 | 0 | 7,838 |
| 11170100 | 62200 | HEALTH INSURANCE PREMIUM | 2,085,023 | 9,807 | 0 | 11,722 | 54,764 |
| 11170100 | 62211 | PERSONNEL INSURANCE | 554 | 732 | 0 | 13,923 | 5,406 |
| TOTAL PERSONNEL | | | 2,235,058 | 126,468 | 519,789 | 805,589 | 669,932 |
| 11170100 | 63000 | PROFESSIONAL SERVICES | 5,880,151 | 1,032,650 | 0 | 433,000 | 0 |
| 11170100 | 63100 | REPAIR AND MAINTENANCE | 3,211 | 465 | 0 | 5,432 | 0 |
| 11170100 | 63200 | PERSONNEL TRAINING COSTS | | | 0 | 875 | 0 |
| 11170100 | 63300 | CLEANING SERVICES | 1,753 | 3,200 | 0 | 3,300 | 0 |
| 11170100 | 64080 | DUES AND SUBSCRIPTIONS | 0 | 180 | 0 | 0 | 0 |
| 11170100 | 64090 | COMMUNICATIONS | 0 | 2,005 | 0 | 13,212 | 0 |
| 11170100 | 64100 | PRINTING AND PHOTOCOPYING | 0 | 135 | 0 | \$0.00 | 0 |
| 11170100 | 64110 | ADVERTISING | 114 | 258 | 0 | 1,500 | 0 |
| 11170100 | 64700 | RENTAL-VEHICLES | 0 | 14,400 | 0 | 0 | 0 |
| 11170100 | 64790 | RENTAL-OTHERS | 890 | 0 | 0 | 0 | 0 |
| 11170100 | 64800 | TRAVEL EXPENSES | 7,950 | -3,408 | 0 | 0 | 0 |
| 11170100 | 64900 | OTHER SERVICES & CHARGES | 0 | 230 | 0 | 0 | 0 |
| 11170100 | 65000 | OFFICE SUPPLIES | 240 | 2,440 | 0 | 5,000 | 0 |
| 11170100 | 65010 | OPERATIONAL SUPPLIES | 544 | 1,304 | 0 | 9,300 | 0 |

COMMONWEALTH OF THE NORTHERN MARIANA ISLANDS

DEPARTMENT: DEPARTMENT OF FINANCE
 DIVISION: SECRETARY OF FINANCE
 ORG: 11170100

| ORG | OBJECT | DESCRIPTION | 2022 ACTUAL | 2023 ACTUAL | 2024 BUDGET PL 23-09 | 2025 DEPARTMENT SUBMISSION | 2025 GOVERNOR'S PROPOSAL |
|---|--------|-----------------------------|------------------|------------------|----------------------------|----------------------------------|--------------------------------|
| 11170100 | 65030 | FUEL & LUBRICATE | 445 | 1,264 | 0 | 0 | 0 |
| 11170100 | 65800 | BOOKS AND LIBRARY MATERIALS | 0 | 0 | 0 | 200 | 0 |
| 11170100 | 66000 | CAPITAL ASSETS | 0 | 8,500 | 0 | 0 | 0 |
| 11170100 | 67100 | PROJECT EXPENSES | 350,000 | 0 | 0 | 0 | 0 |
| 11170100 | 69000 | OTHER EXPENSES | 1,053 | 0 | 5,307 | 0 | 0 |
| 11170100 | 69020 | SETTLEMENT AGST GOVERNMENT | 0 | 1,703 | 0 | 0 | 0 |
| TOTAL OTHER EXPENSES | | | 6,246,351 | 1,065,326 | 5,307 | 471,819 | 0 |
| 11170100 | 64060 | UTILITIES | 153 | 103 | 0 | 5,412 | 0 |
| TOTAL PERSONNEL, OTHER EXPENSES, AND UTILITIES | | | 8,481,562 | 1,191,898 | 525,096 | 1,282,820 | 669,932 |
| 11170100 | 69010 | PUBLIC AUDITOR 1% FEE | 1,621 | 4,087 | 0 | 0 | 6,699 |
| GRAND TOTAL | | | 8,483,183 | 1,195,985 | 525,096 | 1,282,820 | 676,631 |
| NUMBER OF POSITIONS | | | 7 | 13 | 12 | 20 | 18 |

GENERAL FUND

Budget Year: 2025

Department: Department of Finance
Division/Activity: Secretary of Finance
Org Code: 11170100

| NOP | Job Class Code | Position | Employee | Employee Number | Personnel Status Code | Pay Grade/Step | Annual Salary | Allocation Percent | Allocation Salary | Total Fringe Benefits | Total |
|-----------|----------------|--------------------------------|------------------------------|-----------------|-----------------------|----------------|---------------|--------------------|-------------------|-----------------------|----------------|
| 1 | 9122 | SECRETARY OF FINANCE | TRACY B. NORITA | 1580 | ESC | UNG | 70,000 | 87.50% | 61,250 | 16,939 | 78,189 |
| 1 | 1106 | DIRECTOR ADMINSTRATVE SERVICES | MARGARET BERTHA C. TORRES | 1671 | FT | PL20/12 | 65,175 | 87.50% | 57,028 | 5,389 | 62,417 |
| 1 | 5121 | PLANNER III | LAREINA RENEE C. CAMACHO | 1728 | FT | PL13/12 | 46,319 | 87.50% | 40,529 | 10,974 | 51,502 |
| 1 | 1866 | FINANCIAL ANALYST | DIVANA M. DELA CRUZ | 3460 | ESC | UNG | 40,000 | 87.50% | 35,000 | 6,163 | 41,163 |
| 1 | 3718 | SENIOR FINANCIAL ANALYST | THOMASA D. NARAJA | 1624 | ESC | UNG | 60,000 | 87.50% | 52,500 | 9,166 | 61,666 |
| 1 | 1659 | SYSTEMS ANALYST | DONALD C. CAMACHO | 1739 | ESC | UNG | 55,000 | 80.00% | 44,000 | 4,158 | 48,158 |
| 1 | 3718 | SENIOR FINANCIAL ANALYST | ELEUTERIO G. PALACIOS JR | 1732 | ESC | UNG | 55,000 | 75.00% | 41,250 | 12,261 | 53,511 |
| 1 | 1866 | FINANCIAL ANALYST | KARTRINALYNN KAY . HENRIQUEZ | 4419 | ESC | UNG | 40,000 | 75.00% | 30,000 | 7,653 | 37,653 |
| 1 | 8996 | TECHNICAL FINANCIAL ANALYST | PAMELA FAVE D. MARIGMEN | 5829 | ESC | UNG | 55,000 | 75.00% | 41,250 | 7,419 | 48,669 |
| 1 | 3718 | SENIOR FINANCIAL ANALYST | RYAN . CAMACHO | 5898 | ESC | UNG | 65,000 | 75.00% | 48,750 | 6,343 | 55,093 |
| 1 | 1708 | PROJECT MANAGER | JAMES M. KINTOL | 4059 | ESC | UNG | 35,000 | 0.00% | - | - | - |
| 1 | 3718 | SENIOR FINANCIAL ANALYST | JERRY LEIP DELEON GUERRERO | 5907 | ESC | UNG | 65,000 | 0.00% | - | - | - |
| 1 | | GASB87 COORDINATOR | JOSEPHINE MCPHETRES | | ESC | UNG | 55,000 | 0.00% | - | - | - |
| | | NMIRF | | | | | | | | | |
| 1 | 1899 | PROGRAM DIRECTOR | VELMA MARIE BENAVENTE | 3721 | FT | PL20/8 | 53,620 | 87.50% | 46,918 | 10,733 | 57,650 |
| 1 | 1015 | ADMINISTRATIVE OFFICER | OSCAR C. RASA II | 1517 | FT | PL11/5 | 29,858 | 87.50% | 26,126 | 13,792 | 39,917 |
| 1 | 1002 | ACCOUNTANT II | CARMEN B. ICHIHARA | 1695 | FT | PL12/3 | 28,436 | 87.50% | 24,882 | 3,347 | 28,228 |
| | | DPL | | | | | | | | | |
| 1 | 1166 | DIRECTOR DIVISION | EVELYN J. SABLAN | 1492 | FT | PL20/12 | 65,175 | 5.00% | 3,259 | 308 | 3,567 |
| 1 | 1004 | ACCOUNTANT IV (SUPERVISOR) | AILEEN G. ONG | 6066 | FT | PL17/5 | 40,012 | 5.00% | 2,001 | 546 | 2,547 |
| 18 | | | | | | | | | 554,741 | 115,190 | 669,931 |

COMMONWEALTH OF THE NORTHERN MARIANA ISLANDS

DEPARTMENT: DEPARTMENT OF FINANCE
 DIVISION: FINANCE AND ACCOUNTING
 ORG: 11170800

| ORG | OBJECT | DESCRIPTION | 2022 ACTUAL | 2023 ACTUAL | 2024 BUDGET PL 23-09 | 2025 DEPARTMENT SUBMISSION | 2025 GOVERNOR'S PROPOSAL |
|-----------------------------|--------|----------------------------|-----------------|----------------|----------------------------|----------------------------------|--------------------------------|
| 11170800 | 61000 | WAGES & SALARIES | 421,336 | 320,685 | 767,571 | 1,146,239 | 854,878 |
| 11170800 | 61010 | OVERTIME COMPENSATION | 1,685 | 3,051 | 0 | 0 | 0 |
| 11170800 | 61020 | HOLIDAY PAY | 0 | 3,440 | 0 | 0 | 0 |
| 11170800 | 62000 | FICA CONTRIBUTION | 26,227 | 20,285 | 0 | 71,067 | 53,002 |
| 11170800 | 62010 | MEDICARE CONTRIBUTION | 6,134 | 4,744 | 0 | 16,620 | 12,396 |
| 11170800 | 62100 | 401K EMPLOYER CONTRIBUTION | 11,608 | 9,054 | 0 | 24,480 | 16,727 |
| 11170800 | 62200 | HEALTH INSURANCE PREMIUM | 29,834 | 24,693 | 0 | 50,877 | 50,877 |
| 11170800 | 62211 | PERSONNEL INSURANCE | 5,776 | 4,519 | 0 | 20,632 | 11,529 |
| TOTAL PERSONNEL | | | 502,600 | 390,471 | 767,571 | 1,329,915 | 999,409 |
| 11170800 | 63000 | PROFESSIONAL SERVICES | 0 | 125 | 0 | 0 | 0 |
| 11170800 | 63100 | REPAIR AND MAINTENANCE | 3,796 | 7,601 | 0 | 5,000 | 0 |
| 11170800 | 63300 | CLEANING SERVICES | 8,290 | 6,975 | 0 | 5,000 | 0 |
| 11170800 | 64090 | COMMUNICATIONS | 5,448 | 868 | 0 | 12,000 | 0 |
| 11170800 | 64100 | PRINTING AND PHOTOCOPYING | 0 | 425 | 0 | 500 | 0 |
| 11170800 | 64800 | TRAVEL EXPENSES | 2,300 | 851 | 0 | 0 | 0 |
| 11170800 | 65000 | OFFICE SUPPLIES | 2,785 | 1,642 | 0 | 5,000 | 0 |
| 11170800 | 65010 | OPERATIONAL SUPPLIES | 5,959 | 5,338 | 0 | 5,000 | 0 |
| 11170800 | 65030 | FUEL & LUBRICATE | 582 | 201 | 0 | 200 | 0 |
| 11170800 | 65040 | FURNITURE & FIXTURES | 0 | 1,247 | 0 | 0 | 0 |
| 11170800 | 66000 | CAPITAL ASSETS | 798 | 0 | 0 | 0 | 0 |
| 11170800 | 69000 | OTHER EXPENSES | 0 | 0 | 7,893 | 0 | 0 |
| 11170800 | 69999 | MISCELLANEOUS ADJUSTMENTS | -145,000 | 28 | 0 | 0 | 0 |
| TOTAL OTHER EXPENSES | | | -115,042 | 25,300 | 7,893 | 32,700 | 0 |

COMMONWEALTH OF THE NORTHERN MARIANA ISLANDS

DEPARTMENT: DEPARTMENT OF FINANCE
 DIVISION: FINANCE AND ACCOUNTING
 ORG: 11170800

| ORG | OBJECT | DESCRIPTION | 2022 ACTUAL | 2023 ACTUAL | 2024 BUDGET PL 23-09 | 2025 DEPARTMENT SUBMISSION | 2025 GOVERNOR'S PROPOSAL |
|--|--------|-----------------------|----------------|----------------|----------------------------|----------------------------------|--------------------------------|
| 11170800 | 64060 | UTILITIES | 0 | -4,565 | 0 | 72,000 | 0 |
| TOTAL PERSONNEL, OTHER EXPENSES, AND UTILITIES | | | 387,558 | 411,206 | 775,464 | 1,434,615 | 999,409 |
| 11170800 | 69010 | PUBLIC AUDITOR 1% FEE | 726 | 6,224 | 0 | 646 | 9,994 |
| GRAND TOTAL | | | 388,284 | 417,430 | 775,464 | 1,435,261 | 1,009,403 |
| NUMBER OF POSITIONS | | | 19 | 21 | 21 | 33 | 27 |

GENERAL FUND

Budget Year: 2025

Department: Department of Finance
Division/Activity: Financial Services
Org Code: 11170800

| NOP | Job Class Code | Position | Employee | Employee Number | Personnel Status Code | Pay Grade/Step | Annual Salary | Allocation Percent | Allocation Salary | Total Fringe Benefits | Total |
|-----------|----------------|--------------------------------|------------------------------|-----------------|-----------------------|----------------|---------------|--------------------|-------------------|-----------------------|----------------|
| 1 | 1107 | DIRECTOR, FINANCE & ACCOUNTING | BERNADITA C. PALACIOS | 1541 | FT | PL20/12 | 65,175 | 87.50% | 57,028 | 7,670 | 64,698 |
| 1 | 1004 | ACCOUNTANT IV (SUPERVISOR) | NEIMAKUA K. BLANCO | 1521 | FT | PL17/10 | 51,066 | 87.50% | 44,683 | 6,010 | 50,693 |
| 1 | 1003 | ACCOUNTANT III | ISABELITA H. CAMACHO | 1530 | FT | PL14/8 | 40,012 | 87.50% | 35,010 | 3,308 | 38,319 |
| 1 | 1004 | ACCOUNTANT IV (SUPERVISOR) | ELIZABETH A. LEBRIA | 1647 | FT | PL17/10 | 51,066 | 87.50% | 44,683 | 17,161 | 61,844 |
| 1 | 1003 | ACCOUNTANT III | NARCISA I. SONGSONG | 1723 | FT | PL14/7 | 38,106 | 87.50% | 33,343 | 11,628 | 44,972 |
| 1 | 1015 | ADMINISTRATIVE OFFICER I | ROSALIE DORIS S. CAMACHO | 1735 | FT | PL11/5 | 29,857 | 87.50% | 26,125 | 3,514 | 29,639 |
| 1 | 1400 | MANAGER, PAYROLL | ELOIDA C. MACARANAS | 1738 | FT | PL19/12 | 62,071 | 87.50% | 54,312 | 14,449 | 68,761 |
| 1 | 0023 | ADMINISTRATIVE ASSISTANT | BRIAN J. DICISION | 1757 | FT | PL05/6 | 23,394 | 87.50% | 20,470 | 2,385 | 22,855 |
| 1 | 1801 | ACCOUNTANT | CYNTHIA R. CAMACHO | 4908 | ES | UNG | 23,394 | 87.50% | 20,470 | 1,934 | 22,404 |
| 1 | 1449 | MANAGER, RECONCILIATION BRANCH | MARTHA C. CAMACHO | 1549 | FT | PL17/9 | 48,635 | 87.50% | 42,555 | 4,021 | 46,577 |
| 1 | 1002 | ACCOUNTANT II | VERLYN DEBBIE A. SANTOS | 1578 | FT | PL12/4 | 29,857 | 87.50% | 26,125 | 3,514 | 29,639 |
| 1 | 1004 | ACCOUNTANT IV (SUPERVISOR) | BARBARA T. CABRERA | 1677 | FT | PL17/12 | 56,301 | 87.50% | 49,263 | 6,626 | 55,889 |
| 1 | 1002 | ACCOUNTANT II | MICHELE S. CAMACHO | 1697 | FT | PL12/6 | 32,918 | 87.50% | 28,803 | 3,874 | 32,677 |
| 1 | 1002 | ACCOUNTANT II | VERONICA C. QUITANO | 1730 | FT | PL12/11 | 42,012 | 87.50% | 36,761 | 3,474 | 40,235 |
| 1 | 1001 | ACCOUNTANT I | ROZANNE O. FAISAO | 1751 | FT | PL10/1 | 23,394 | 87.50% | 20,470 | 1,566 | 22,036 |
| 1 | 1003 | ACCOUNTANT III | HERCIA B. ALEPUYO | 1672 | FT | PL14/8 | 40,012 | 87.50% | 35,010 | 14,459 | 49,470 |
| 1 | 1003 | ACCOUNTANT III | MARYANN M. KIYOSHI | 1667 | FT | PL14/7 | 38,106 | 87.50% | 33,343 | 11,628 | 44,972 |
| 1 | 1399 | MANAGER, ACCOUNTING BRANCH | AGNES C. CEPEDA | 1666 | FT | PL18/11 | 56,301 | 87.50% | 49,263 | 11,799 | 61,062 |
| 1 | 0057 | CLERK TYPIST III | JANE ELIZABETH R. OGUMORO | 1606 | FT | PL03/4 | 19,246 | 87.50% | 16,841 | 1,288 | 18,129 |
| 1 | 0002 | ACCOUNT CLERK II | ANA MARIA M. DELEON GUERRERO | 1617 | FT | PL03/3 | 18,330 | 87.50% | 16,039 | 1,227 | 17,266 |
| 1 | 1002 | ACCOUNTANT II | MAUREEN J. GOOMTAM | 1612 | FT | PL12/2 | 27,082 | 87.50% | 23,696 | 2,239 | 25,936 |
| 1 | | FEDERAL PROGRAM SPECIALIST | COZYRYANAMAE N. CAMACHO | 1590 | ES | UNG | 36,292 | 87.50% | 31,756 | 2,429 | 34,185 |
| 1 | | FEDERAL PROGRAM SPECIALIST | JACKLYN C. LITULUMAR | 5733 | ES | UNG | 25,792 | 87.50% | 22,568 | 1,726 | 24,294 |
| 1 | | FEDERAL PROGRAM SPECIALIST | JOVI C. TAKAI | 1618 | ES | UNG | 20,000 | 87.50% | 17,500 | 1,339 | 18,839 |
| 1 | | FEDERAL PROGRAM SPECIALIST | KELLY S. PANGELINAN | 1708 | ES | UNG | 25,792 | 87.50% | 22,568 | 1,726 | 24,294 |
| 1 | | FEDERAL PROGRAM SPECIALIST | LEIGHLIBWE K. RASIANG | 2168 | ES | UNG | 27,000 | 87.50% | 23,625 | 1,807 | 25,432 |
| 1 | | FEDERAL PROGRAM SPECIALIST | MARIA B. CAMACHO | 1601 | ES | UNG | 25,792 | 87.50% | 22,568 | 1,726 | 24,294 |
| 27 | | | | | | | | | 854,878 | 144,531 | 999,409 |

COMMONWEALTH OF THE NORTHERN MARIANA ISLANDS

DEPARTMENT: DEPARTMENT OF FINANCE
 DIVISION: TREASURY
 ORG: 11170700

| ORG | OBJECT | DESCRIPTION | 2022 ACTUAL | 2023 ACTUAL | 2024 BUDGET PL 23-09 | 2025 DEPARTMENT SUBMISSION | 2025 GOVERNOR'S PROPOSAL |
|------------------------|--------|-------------------------------|----------------|----------------|----------------------------|----------------------------------|--------------------------------|
| 11170700 | 61000 | WAGES & SALARIES | 185,679 | 149,978 | 334,728 | 307,485 | 230,727 |
| 11170700 | 61010 | OVERTIME COMPENSATION | 2,886 | 6,964 | 0 | 0 | 0 |
| 11170700 | 61020 | HOLIDAY PAY | 71 | 2,713 | 0 | 0 | 0 |
| 11170700 | 61200 | BOARD & OTHER COMPENSATION | 10,078 | 0 | 0 | 0 | 0 |
| 11170700 | 62000 | FICA CONTRIBUTION | 12,320 | 9,943 | 0 | 19,064 | 14,305 |
| 11170700 | 62010 | MEDICARE CONTRIBUTION | 2,881 | 2,325 | 0 | 4,459 | 3,346 |
| 11170700 | 62200 | HEALTH INSURANCE PREMIUM | 14,000 | 11,059 | 0 | 207 | 23,957 |
| 11170700 | 62211 | PERSONNEL INSURANCE | 2,024 | 1,554 | 0 | 5,535 | 2,008 |
| TOTAL PERSONNEL | | | 229,941 | 184,536 | 334,728 | 336,750 | 274,343 |
| 11170700 | 63000 | PROFESSIONAL SERVICES | 2,254 | 0 | 0 | 20,000 | 0 |
| 11170700 | 63100 | REPAIR AND MAINTENANCE | 0 | 41 | 0 | 0 | 0 |
| 11170700 | 63300 | CLEANING SERVICES | 2,490 | 1,573 | 0 | 5,000 | 0 |
| 11170700 | 64010 | BANK FEES | 3,490 | 0 | 0 | 0 | 0 |
| 11170700 | 64090 | COMMUNICATIONS | 0 | 0 | 0 | 42,000 | 0 |
| 11170700 | 64100 | PRINTING AND PHOTOCOPYING | 364 | 0 | 0 | 10,000 | 0 |
| 11170700 | 65000 | OFFICE SUPPLIES | 138 | 200 | 0 | 10,000 | 0 |
| 11170700 | 65010 | OPERATIONAL SUPPLIES | 1,074 | 20 | 0 | 30,000 | 0 |
| 11170700 | 65020 | FOOD ITEMS | 73 | 0 | 0 | 0 | 0 |
| 11170700 | 65030 | FUEL & LUBRICATE | 440 | 79 | 0 | 2,500 | 0 |
| 11170700 | 65040 | OFFICE FURNITURE AND FIXTURES | 0 | 0 | 0 | 10,000 | 0 |
| 11170700 | 65900 | FREIGHT & HANDLING | 0 | 0 | 0 | 7,000 | 0 |
| 11170700 | 66070 | TECHNOLOGY EQUIP | 0 | 0 | 0 | 65,000 | 0 |
| 11170700 | 69000 | OTHER EXPENSES | 300 | 0 | 3,443 | 0 | 0 |

COMMONWEALTH OF THE NORTHERN MARIANA ISLANDS

DEPARTMENT: DEPARTMENT OF FINANCE
DIVISION: TREASURY
ORG: 11170700

| ORG | OBJECT | DESCRIPTION | 2022 ACTUAL | 2023 ACTUAL | 2024 BUDGET PL 23-09 | 2025 DEPARTMENT SUBMISSION | 2025 GOVERNOR'S PROPOSAL |
|---|--------|-----------------------|----------------|----------------|----------------------------|----------------------------------|--------------------------------|
| 11170700 | 69800 | CASH SHORTAGES | 0 | 10 | 0 | 0 | 0 |
| TOTAL OTHER EXPENSES | | | 10,623 | 1,923 | 3,443 | 201,500 | 0 |
| 11170700 | 64060 | UTILITIES | 0 | 0 | 0 | 16,500 | 0 |
| TOTAL PERSONNEL, OTHER EXPENSES, AND UTILITIES | | | 240,564 | 186,459 | 338,171 | 554,750 | 274,343 |
| 11170700 | 69010 | PUBLIC AUDITOR 1% FEE | 18,140 | 2,417 | 0 | 0 | 2,743 |
| GRAND TOTAL | | | 258,704 | 188,876 | 338,171 | 554,750 | 277,086 |
| NUMBER OF POSITIONS | | | 8 | 13 | 13 | 13 | 15 |

GENERAL FUND

Budget Year: 2025

Department: Department of Finance
Division/Activity: Treasury
Org Code: 11170700

| NOP | Job Class Code | Position | Employee | Employee Number | Personnel Status Code | Pay Grade/Step | Annual Salary | Allocation Percent | Allocation Salary | Total Fringe Benefits | Total |
|-----------|----------------|---------------------------|-----------------------------|-----------------|-----------------------|----------------|---------------|--------------------|-------------------|-----------------------|----------------|
| 1 | 1652 | TREASURER | ASUNCION S. AGULTO | 1552 | FT | PL20/12 | 65,175 | 87.50% | 57,028 | 8,439 | 65,467 |
| 1 | 0001 | ACCOUNT CLERK I | DAISY LYNN C. KAIPAT | 4604 | PA | PL01/4 | 17,457 | 87.50% | 15,275 | 1,169 | 16,443 |
| 1 | 0001 | ACCOUNT CLERK I | FLORENCITA C. TITO | 2135 | FT | PL01/4 | 17,457 | 87.50% | 15,275 | 1,169 | 16,443 |
| 1 | 0001 | ACCOUNT CLERK I | MARCY N. DAFROW | 4599 | PA | PL01/4 | 17,457 | 87.50% | 15,275 | 1,169 | 16,443 |
| 1 | 0001 | ACCOUNT CLERK I | SHERYLYN C. ALVAREZ | 3948 | PA | PL01/4 | 17,457 | 87.50% | 15,275 | 12,319 | 27,594 |
| 1 | 0001 | ACCOUNT CLERK I | VACANT (ANNOUNCED) | | FT | PL01/8 | 1 | 87.50% | 1 | 0 | 1 |
| 1 | 0001 | ACCOUNT CLERK I | VACANT (ANNOUNCED) | | LT | UNG | 1 | 87.50% | 1 | 0 | 1 |
| 1 | 0001 | ACCOUNT CLERK I | VACANT (ANNOUNCED) | | LT | UNG | 1 | 87.50% | 1 | 0 | 1 |
| 1 | 1001 | ACCOUNTANT I | MARIANA M. TOMOKANE | 1682 | FT | PL10/6 | 29,857 | 87.50% | 26,125 | 12,226 | 38,351 |
| 1 | 1001 | ACCOUNTANT I | MELISSA D. DIAZ | 1691 | FT | PL10/6 | 29,857 | 87.50% | 26,125 | 2,469 | 28,594 |
| 1 | 1003 | ACCOUNTANT III | REMEDILO L. BABAUTA | 1551 | FT | PL14/10 | 44,113 | 87.50% | 38,599 | 2,953 | 41,552 |
| 1 | 0012 | ACCOUNTING TECHNICIAN I | JOHARA C. TEREGEYO | 1576 | FT | PL04/6 | 22,280 | 87.50% | 19,495 | 1,491 | 20,986 |
| 1 | 1021 | ADMINISTRATIVE SPECIALIST | VACANT (ANNOUNCED) | | FT | PL07/6 | 1 | 87.50% | 1 | 0 | 1 |
| | | DPL | | | | | | | | | |
| 1 | 1002 | ACCOUNTANT II | ALVA D. FLORES | 1495 | FT | PL12/1 | 25,792 | 5.00% | 1,290 | 122 | 1,411 |
| 1 | 0043 | CLERK I | KETRUTH CAMINA M. SEBANGIOL | 1463 | FT | PL01/6 | 19,246 | 5.00% | 962 | 91 | 1,053 |
| 15 | | | | | | | | | 230,727 | 43,615 | 274,343 |

COMMONWEALTH OF THE NORTHERN MARIANA ISLANDS

DEPARTMENT: DEPARTMENT OF FINANCE
 DIVISION: REVENUE AND TAXATION
 ORG: 11170500

| ORG | OBJECT | DESCRIPTION | 2022 ACTUAL | 2023 ACTUAL | 2024 BUDGET PL 23-09 | 2025 DEPARTMENT SUBMISSION | 2025 GOVERNOR'S PROPOSAL |
|------------------------|--------|----------------------------|----------------|----------------|----------------------------|----------------------------------|--------------------------------|
| 11170500 | 61000 | WAGES & SALARIES | 672,523 | 593,268 | 1,758,222 | 2,653,982 | 1,421,185 |
| 11170500 | 61010 | OVERTIME COMPENSATION | 1,182 | 0 | 0 | 0 | 0 |
| 11170500 | 61020 | HOLIDAY PAY | 438 | 7,145 | 0 | 0 | 0 |
| 11170500 | 61200 | BOARD & OTHER COMPENSATION | 7,189 | 0 | 0 | 0 | 0 |
| 11170500 | 62000 | FICA CONTRIBUTION | 42,241 | 37,226 | 0 | 164,547 | 88,113 |
| 11170500 | 62010 | MEDICARE CONTRIBUTION | 9,879 | 8,706 | 0 | 38,483 | 20,607 |
| 11170500 | 62100 | 401K EMPLOYER CONTRIBUTION | 8,478 | 8,901 | 0 | 22,379 | 16,753 |
| 11170500 | 62101 | RETIREMENT CONTRIBUTIONS | 24 | 0 | 0 | 0 | 0 |
| 11170500 | 62200 | HEALTH INSURANCE PREMIUM | 76,761 | 87,329 | 0 | 4,128 | 103,848 |
| 11170500 | 62211 | PERSONNEL INSURANCE | 6,772 | 6,159 | 0 | 14,188 | 10,900 |
| TOTAL PERSONNEL | | | 825,486 | 748,734 | 1,758,222 | 2,897,707 | 1,661,406 |
| 11170500 | 63000 | PROFESSIONAL SERVICES | 103,448 | 275,549 | 0 | 10,000 | 0 |
| 11170500 | 63100 | REPAIR AND MAINTENANCE | 17,098 | 10,960 | 0 | 225,000 | 0 |
| 11170500 | 63200 | PERSONNEL TRAINING COSTS | | | 0 | 5,000 | 0 |
| 11170500 | 63300 | CLEANING SERVICES | 5,068 | 1,660 | 0 | 1,320 | 0 |
| 11170500 | 64020 | CREDIT CARD FEES | 0 | 54 | 0 | 0 | 0 |
| 11170500 | 64040 | LICENSES AND FEES | -70 | 3,283 | 0 | 0 | 0 |
| 11170500 | 64050 | INSURANCE | 259 | 0 | 0 | 0 | 0 |
| 11170500 | 64080 | DUES AND SUBSCRIPTION | 0 | 0 | 0 | 21,449 | 0 |
| 11170500 | 64090 | COMMUNICATIONS | 17,727 | 24,984 | 0 | 24,000 | 0 |
| 11170500 | 64100 | PRINTING AND PHOTOCOPYING | 31,299 | 16,432 | 0 | 15,000 | 0 |
| 11170500 | 64110 | ADVERTISING | 4,266 | 1,519 | 0 | 0 | 0 |
| 11170500 | 64720 | RENTAL-OFFICES | 118,169 | 128,911 | 0 | 0 | 0 |

COMMONWEALTH OF THE NORTHERN MARIANA ISLANDS

DEPARTMENT: DEPARTMENT OF FINANCE
 DIVISION: REVENUE AND TAXATION
 ORG: 11170500

| ORG | OBJECT | DESCRIPTION | 2022 ACTUAL | 2023 ACTUAL | 2024 BUDGET PL 23-09 | 2025 DEPARTMENT SUBMISSION | 2025 GOVERNOR'S PROPOSAL |
|---|--------|--------------------------|------------------|------------------|----------------------------|----------------------------------|--------------------------------|
| 11170500 | 64730 | RENTAL-OFFICE EQUIPMENT | 0 | 8,055 | 0 | 0 | 0 |
| 11170500 | 64790 | RENTAL-OTHERS | 16,000 | 3,725 | 0 | 0 | 0 |
| 11170500 | 64800 | TRAVEL EXPENSES | 29,344 | 2,655 | 0 | 30,000 | 0 |
| 11170500 | 64900 | OTHER SERVICES & CHARGES | 5,267 | 1,443 | 0 | 0 | 0 |
| 11170500 | 65000 | OFFICE SUPPLIES | 15,421 | 16,962 | 0 | 30,000 | 0 |
| 11170500 | 65010 | OPERATIONAL SUPPLIES | 33,635 | 19,919 | 0 | 24,000 | 0 |
| 11170500 | 65020 | FOOD ITEMS | 142 | 26 | 0 | 0 | 0 |
| 11170500 | 65030 | FUEL & LUBRICATE | 412 | 3,813 | 0 | 20,000 | 0 |
| 11170500 | 65040 | FURNITURE & FIXTURES | 6,428 | 0 | 0 | 0 | 0 |
| 11170500 | 65900 | FREIGHT & HANDLING | 0 | 0 | 0 | 10,000 | 0 |
| 11170500 | 66000 | CAPITAL ASSETS | 3,324 | 5,600 | 0 | 0 | 0 |
| 11170500 | 66070 | TECHNOLOGY EQUIP | 5,291 | 13,563 | 0 | 25,000 | 0 |
| 11170500 | 66900 | NON-CAPITAL ASSETS | 3,598 | 0 | 0 | 0 | 0 |
| 11170500 | 69000 | OTHER EXPENSES | 210 | 0 | 18,085 | 0 | 0 |
| TOTAL OTHER EXPENSES | | | 416,335 | 539,113 | 18,085 | 440,769 | 0 |
| 11170500 | 64060 | UTILITIES | 58,363 | 57,207 | 0 | 52,500 | 0 |
| TOTAL PERSONNEL, OTHER EXPENSES, AND UTILITIES | | | 1,300,185 | 1,345,054 | 1,776,307 | 3,390,976 | 1,661,406 |
| 11170500 | 69010 | PUBLIC AUDITOR 1% FEE | 4,033 | 14,062 | 0 | 0 | 16,614 |
| GRAND TOTAL | | | 1,304,218 | 1,359,116 | 1,776,307 | 3,390,976 | 1,678,020 |
| NUMBER OF POSITIONS | | | 48 | 63 | 64 | 76 | 64 |

GENERAL FUND

Budget Year: 2025

Department: Department of Finance
Division/Activity: Revenue and Taxation
Org Code: 11170500

| NOP | Job Class Code | Position | Employee | Employee Number | Personnel Status Code | Pay Grade/Step | Annual Salary | Allocation Percent | Allocation Salary | Total Fringe Benefits | Total |
|-----|----------------|--------------------------------------|------------------------------|-----------------|-----------------------|----------------|---------------|--------------------|-------------------|-----------------------|--------|
| 1 | 1585 | DIRECTOR, REVENUE AND TAXATION | DANIEL D. ALVAREZ JR | 1673 | FT | PL17/1 | 32,918 | 87.50% | 28,803 | 5,688 | 34,492 |
| 1 | 1016 | ADMINISTRATIVE OFFICER II | LORNA RUTH T. SABLAN | 1663 | FT | PL13/3 | 29,857 | 87.50% | 26,125 | 2,469 | 28,594 |
| 1 | 1022 | ADMINISTRATIVE SPECIALIST II | SASHA A. LEON GUERRERO | 1653 | FT | PL09/2 | 23,394 | 87.50% | 20,470 | 2,753 | 23,223 |
| 1 | 1063 | AUDITOR III | JOLENE S. DEMAPAN | 1726 | FT | PL13/11 | 44,113 | 87.50% | 38,599 | 11,641 | 50,239 |
| 1 | 1080 | BUSINESS LICENSE OFFICER | PAMELA J. HALSTEAD | 1545 | FT | PL14/11 | 46,319 | 87.50% | 40,529 | 7,315 | 47,844 |
| 1 | 7014 | CUSTODIAL WORKER II | RUFINO O. BENIAN | 1745 | FT | PL02/9 | 23,394 | 87.50% | 20,470 | 1,566 | 22,036 |
| 1 | 1577 | GAMING ENFORCEMENT AGENT | VACANT POSITION (ANNOUNCED) | | LT | UNG | 1 | 87.50% | 1 | 0 | 1 |
| 1 | 1577 | GAMING ENFORCEMENT AGENT | FERNANDO B. SANTOS | 1747 | LT | UNG | 36,000 | 87.50% | 31,500 | 2,410 | 33,910 |
| 1 | 1577 | GAMING ENFORCEMENT AGENT | FRANCISCO C. ADA | 1572 | LT | UNG | 36,000 | 87.50% | 31,500 | 9,554 | 41,054 |
| 1 | 9602 | MANAGER E-GAMING | PATRICK MICHEAL P. SABLAN | 1752 | LT | UNG | 40,000 | 87.50% | 35,000 | 15,859 | 50,859 |
| 1 | 1445 | MANAGER ENF REGULATORY BRANCH | JOHN Q. REYES | 1686 | FT | PL17/5 | 40,012 | 87.50% | 35,010 | 6,794 | 41,804 |
| 1 | 1454 | MANAGER TECH RES. AND APPEALS BRANCH | VACANT POSITION (ANNOUNCED) | | LT | PL17/5 | 1 | 87.50% | 1 | 0 | 1 |
| 1 | 1429 | MANAGER, COMPLIANCE BRANCH | PAULINE D. KAPILEO | 1539 | FT | PL17/11 | 53,620 | 87.50% | 46,917 | 13,454 | 60,371 |
| 1 | 1435 | MANAGER, EXAMINATION BRANCH | MELVINA T. LITULUMAR | 1654 | FT | PL17/9 | 48,635 | 87.50% | 42,555 | 9,209 | 51,764 |
| 1 | 3246 | MANAGER, GEN. SUPPORT SERVICES | CANICE PATRICK M. DIAZ | 1550 | FT | PL18/9 | 51,066 | 87.50% | 44,683 | 11,366 | 56,049 |
| 1 | 1419 | MNGR COLLECTION & REMIT BRANCH | RICHARD F. SANTOS | 1555 | FT | PL17/5 | 40,012 | 87.50% | 35,010 | 11,853 | 46,863 |
| 1 | 0352 | RECORDS SPECIALIST | DEYVEE JEEN C. CELIS | 1603 | FT | PL08/1 | 21,219 | 87.50% | 18,567 | 1,420 | 19,987 |
| 1 | 0352 | RECORDS SPECIALIST | ICY D. MAXIMO | 4707 | FT | PL08/1 | 21,219 | 87.50% | 18,567 | 1,420 | 19,987 |
| 1 | 1589 | REVENUE AGENT I | MARITES S. DONAHUE | 4325 | FT | PL11/9 | 36,292 | 87.50% | 31,755 | 2,429 | 34,185 |
| 1 | 1590 | REVENUE AGENT II | GERMAIN T. BERMUDES | 1568 | FT | PL13/3 | 29,857 | 87.50% | 26,125 | 5,484 | 31,609 |
| 1 | 1590 | REVENUE AGENT II | LAURA ANN T. DELEON GUERRERO | 1685 | FT | PL13/1 | 27,082 | 87.50% | 23,696 | 2,239 | 25,936 |
| 1 | 1591 | REVENUE AGENT III | NORA B. BORNILLA | 1569 | FT | PL15/4 | 34,564 | 87.50% | 30,243 | 10,002 | 40,245 |
| 1 | 1591 | REVENUE AGENT III | OFELIA A. PANGELINAN | 1713 | FT | PL15/5 | 36,292 | 87.50% | 31,755 | 7,756 | 39,511 |
| 1 | 1591 | REVENUE AGENT III | RAMONA D. BORJA | 1641 | FT | PL15/1 | 29,857 | 87.50% | 26,125 | 2,469 | 28,594 |
| 1 | 1591 | REVENUE AGENT III | ROSALIE R. LITULUMAR | 1610 | FT | PL15/5 | 36,292 | 87.50% | 31,755 | 14,851 | 46,606 |
| 1 | 1591 | REVENUE AGENT III | VERNON LEE I. MANGLONA | 1668 | FT | PL15/5 | 36,292 | 87.50% | 31,755 | 2,429 | 34,185 |
| 1 | 1592 | REVENUE ENFORCEMENT OFFICER I | ALEXANDER M. STANDISH | 1512 | FT | PL11/4 | 28,436 | 87.50% | 24,881 | 1,903 | 26,785 |
| 1 | 1592 | REVENUE ENFORCEMENT OFFICER I | DUANNE P. PANGELINAN | 1704 | FT | PL11/3 | 27,082 | 87.50% | 23,696 | 2,239 | 25,936 |
| 1 | 1592 | REVENUE ENFORCEMENT OFFICER I | JOHN R. MAGOFNA | 1657 | FT | PL11/3 | 27,082 | 87.50% | 23,696 | 1,813 | 25,509 |
| 1 | 1587 | REVENUE OFFICER I | VACANT POSITION (ANNOUNCED) | | | | 1 | 87.50% | 1 | 0 | 1 |
| 1 | 1587 | REVENUE OFFICER II | DELICINA T. TUDELA | 1717 | FT | PL13/3 | 29,857 | 87.50% | 26,125 | 10,187 | 36,313 |
| 1 | 1587 | REVENUE OFFICER II | JOANNE P. STOLE | 1546 | FT | PL13/4 | 31,350 | 87.50% | 27,431 | 5,584 | 33,015 |
| 1 | 1587 | REVENUE OFFICER II | JUDITH F. SANTOS | 1741 | FT | PL13/6 | 34,564 | 87.50% | 30,243 | 4,068 | 34,311 |
| 1 | 1588 | REVENUE OFFICER III | ESTHER ROSE C. MANGLONA | 1761 | FT | PL15/6 | 38,106 | 87.50% | 33,343 | 3,151 | 36,494 |
| 1 | 1588 | REVENUE OFFICER III | MARIE C. SANTOS | 1703 | FT | PL15/7 | 40,012 | 87.50% | 35,010 | 2,678 | 37,689 |
| 1 | 0264 | REVENUE TAX TRAINEE | ALSILYNN M. MALLENS | 4639 | FT | PL02/3 | 17,457 | 87.50% | 15,275 | 1,169 | 16,443 |
| 1 | 0264 | REVENUE TAX TRAINEE | ALYSSA JEAN S. PANTALEON | 4641 | FT | PL02/5 | 19,246 | 87.50% | 16,841 | 1,288 | 18,129 |
| 1 | 0264 | REVENUE TAX TRAINEE | ANTHONY N. TAISACAN | 4620 | FT | PL02/5 | 19,246 | 87.50% | 16,841 | 1,288 | 18,129 |
| 1 | 0264 | REVENUE TAX TRAINEE | EDWARD M. PINAULA | 4618 | FT | PL02/5 | 19,246 | 87.50% | 16,841 | 1,288 | 18,129 |
| 1 | 0264 | REVENUE TAX TRAINEE | HALIA T. TAISACAN | 4627 | FT | PL02/5 | 19,246 | 87.50% | 16,841 | 1,288 | 18,129 |
| 1 | 0264 | REVENUE TAX TRAINEE | MONICA A. PAGDATO | 1623 | LT | PL02/1 | 15,834 | 87.50% | 13,855 | 1,060 | 14,915 |
| 1 | 0264 | REVENUE TAX TRAINEE | VACANT POSITION (ANNOUNCED) | | PB | PL02/3 | 1 | 87.50% | 1 | 0 | 1 |
| 1 | 0264 | REVENUE TAX TRAINEE | VACANT POSITION (ANNOUNCED) | | PB | PL02/1 | 1 | 87.50% | 1 | 0 | 1 |
| 1 | 0264 | REVENUE TAX TRAINEE | VACANT POSITION (ANNOUNCED) | | FT | PL07/3 | 1 | 87.50% | 1 | 0 | 1 |
| 1 | 0264 | REVENUE TAX TRAINEE | VALERIE S. ADA | 4630 | FT | PL02/5 | 19,246 | 87.50% | 16,841 | 1,288 | 18,129 |

Budget Year: 2025

Department: Department of Finance
 Division/Activity: Revenue and Taxation
 Org Code: 11170500

| NOP | Job Class Code | Position | Employee | Employee Number | Personnel Status Code | Pay Grade/Step | Annual Salary | Allocation Percent | Allocation Salary | Total Fringe Benefits | Total |
|-----|----------------|--------------------------------|-----------------------------|-----------------|-----------------------|----------------|---------------|--------------------|-------------------|-----------------------|------------------|
| 1 | 0263 | REVENUE TECHNICIAN I | CARMEN I. TAGABUEL | 1706 | FT | PL04/4 | 20,209 | 87.50% | 17,683 | 1,353 | 19,035 |
| 1 | 0263 | REVENUE TECHNICIAN I | ZAENNY A. CABRERA | 1587 | FT | PL04/5 | 21,219 | 87.50% | 18,567 | 1,420 | 19,987 |
| 1 | 0262 | REVENUE TECHNICIAN II | FERMINA C. TEREYAMA | 1604 | FT | PL05/5 | 22,280 | 87.50% | 19,495 | 1,491 | 20,986 |
| 1 | 0261 | REVENUE TECHNICIAN III | BERNARD P. KILELEMAN | 1571 | FT | PL07/6 | 25,792 | 87.50% | 22,568 | 2,133 | 24,701 |
| 1 | 0261 | REVENUE TECHNICIAN III | EILEEN . SANZI | 1621 | FT | PL07/3 | 22,280 | 87.50% | 19,495 | 2,271 | 21,766 |
| 1 | 0261 | REVENUE TECHNICIAN III | SHELLEY A. BENAVENTE | 1670 | FT | PL07/6 | 25,792 | 87.50% | 22,568 | 3,035 | 25,603 |
| 1 | 1594 | REVNUE ENFORCEMENT OFFICER III | KELBY B. ROYAL | 1711 | FT | PL15/7 | 40,012 | 87.50% | 35,010 | 3,308 | 38,319 |
| 1 | 0271 | REVNUE ENFRCEMENT TECHNCIAN II | JONATHAN D. HENSLEY | 1716 | FT | PL05/6 | 23,394 | 87.50% | 20,470 | 1,566 | 22,036 |
| 1 | 0270 | REVNUE ENFRCEMENT TECHNICIAN I | JOHN CRAIG A. SALAS | 3152 | PB | PL04/3 | 19,246 | 87.50% | 16,841 | 1,288 | 18,129 |
| 1 | 0270 | REVNUE ENFRCEMENT TECHNICIAN I | NASHLYN L. PUA | 1591 | FT | PL04/1 | 17,457 | 87.50% | 15,275 | 1,169 | 16,443 |
| 1 | 0270 | REVNUE ENFRCEMENT TECHNICIAN I | TERRY T. AYUYU | 2419 | FT | PL04/3 | 19,246 | 87.50% | 16,841 | 1,962 | 18,802 |
| 1 | 1585 | TAX DISCLOSURE OFFICER | VACANT POSITION (ANNOUNCED) | | FT | PL17/1 | 1 | 87.50% | 1 | 0 | 1 |
| 1 | 0329 | TAX TECHNICIAN I | BERNA JEAN L. LOTOC | 1527 | FT | PL04/5 | 21,219 | 87.50% | 18,567 | 1,420 | 19,987 |
| 1 | 0329 | TAX TECHNICIAN I | ELEANOR B. AYUYU | 1559 | FT | PL04/4 | 20,209 | 87.50% | 17,683 | 1,353 | 19,035 |
| 1 | 0329 | TAX TECHNICIAN I | JASMIN S. PAGADUAN | 1605 | FT | PL04/3 | 19,246 | 87.50% | 16,841 | 1,288 | 18,129 |
| 1 | 0329 | TAX TECHNICIAN I | KIARA P. REYES | 1627 | FT | PL04/2 | 18,330 | 87.50% | 16,039 | 1,227 | 17,266 |
| 1 | 0329 | TAX TECHNICIAN I | VACANT POSITION (ANNOUNCED) | | FT | PL04/4 | 1 | 87.50% | 1 | 0 | 1 |
| 1 | 0330 | TAX TECHNICIAN II | YVONNE M. SABLAN | 1523 | FT | PL05/7 | 24,564 | 87.50% | 21,493 | 9,648 | 31,141 |
| 1 | 0331 | TAX TECHNICIAN III | LEINA FELIS S. ARRIOLA | 1763 | FT | PL07/4 | 23,394 | 87.50% | 20,470 | 1,566 | 22,036 |
| | | | | | | | | | 1,421,185 | 240,221 | 1,661,406 |

COMMONWEALTH OF THE NORTHERN MARIANA ISLANDS

DEPARTMENT: DEPARTMENT OF FINANCE
 DIVISION: PROCUREMENT AND SUPPLY
 ORG: 11170400

| ORG | OBJECT | DESCRIPTION | 2022 ACTUAL | 2023 ACTUAL | 2024 BUDGET PL 23-09 | 2025 DEPARTMENT SUBMISSION | 2025 GOVERNOR'S PROPOSAL |
|------------------------|--------|----------------------------|----------------|----------------|----------------------------|----------------------------------|--------------------------------|
| 11170400 | 61000 | WAGES & SALARIES | 188,738 | 127,360 | 408,220 | 587,259 | 328,709 |
| 11170400 | 61010 | OVERTIME COMPENSATION | 685 | 0 | 0 | 0 | 0 |
| 11170400 | 61020 | HOLIDAY PAY | 0 | 3,708 | 0 | 0 | 0 |
| 11170400 | 61200 | BOARD & OTHER COMPENSATION | 3,738 | 0 | 0 | 0 | 0 |
| 11170400 | 62000 | FICA CONTRIBUTION | 12,021 | 8,097 | 0 | 36,410 | 20,380 |
| 11170400 | 62010 | MEDICARE CONTRIBUTION | 2,811 | 1,893 | 0 | 8,515 | 4,766 |
| 11170400 | 62100 | 401K EMPLOYER CONTRIBUTION | 473 | 459 | 0 | 1,698 | 743 |
| 11170400 | 62101 | RETIREMENT CONTRIBUTIONS | 12,192 | 7,889 | 0 | 16,494 | 11,028 |
| 11170400 | 62200 | HEALTH INSURANCE PREMIUM | 16,040 | 11,385 | 0 | 402 | 14,114 |
| 11170400 | 62211 | PERSONNEL INSURANCE | 2,721 | 1,628 | 0 | 10,571 | 3,407 |
| TOTAL PERSONNEL | | | 239,418 | 162,420 | 408,220 | 661,349 | 383,147 |
| 11170400 | 63100 | REPAIR AND MAINTENANCE | 785 | 145 | 0 | 3,000 | 0 |
| 11170400 | 63300 | CLEANING SERVICES | 3,175 | 1,650 | 0 | 6,000 | 0 |
| 11170400 | 64070 | STORAGE AND HANDLING | 5,398 | 0 | 0 | 0 | 0 |
| 11170400 | 64100 | PRINTING & PHOTOCOPYING | 0 | 0 | 0 | 3,000 | 0 |
| 11170400 | 64110 | ADVERTISING | 70 | 0 | 0 | 2,500 | 0 |
| 11170400 | 64800 | TRAVEL | 0 | 0 | 0 | 5,000 | 0 |
| 11170400 | 64050 | INSURANCE | 0 | 0 | 0 | 2,800 | 0 |
| 11170400 | 64090 | COMMUNICATIONS | 0 | 0 | 0 | 6,000 | 0 |
| 11170400 | 64730 | RENTAL-OFFICE EQUIPMENT | 0 | 0 | 0 | 4,000 | 0 |
| 11170400 | 65000 | OFFICE SUPPLIES | 0 | 0 | 0 | 5,000 | 0 |
| 11170400 | 65010 | OPERATIONAL SUPPLIES | 3,922 | 2,789 | 0 | 5,000 | 0 |
| 11170400 | 65030 | FUEL & LUBRICATE | 1,283 | 0 | 0 | 3,600 | 0 |

COMMONWEALTH OF THE NORTHERN MARIANA ISLANDS

DEPARTMENT: DEPARTMENT OF FINANCE
DIVISION: PROCUREMENT AND SUPPLY
ORG: 11170400

| ORG | OBJECT | DESCRIPTION | 2022 | 2023 | 2024 | 2025 | 2025 |
|---|--------------|-----------------------------|----------------|----------------|--------------------|--------------------------|------------------------|
| | | | ACTUAL | ACTUAL | BUDGET PL 23-09 | DEPARTMENT SUBMISSION | GOVERNOR'S PROPOSAL |
| 11170400 | 65040 | OFFICE FURNITURE & FIXTURES | 0 | 0 | 0 | 5,000 | 0 |
| 11170400 | 66070 | TECHNOLOGY EQUIPMENT | 0 | 0 | 0 | 3,000 | 0 |
| 11170400 | 69000 | OTHER EXPENSES | 0 | 0 | 4,195 | 0 | 0 |
| TOTAL OTHER EXPENSES | | | 14,633 | 4,584 | 4,195 | 53,900 | 0 |
| 11170400 | 64060 | UTILITIES | 0 | 0 | 0 | 0 | 0 |
| TOTAL PERSONNEL, OTHER EXPENSES, AND UTILITIES | | | 254,051 | 167,005 | 412,415 | 715,249 | 383,147 |
| 11170400 | 69010 | PUBLIC AUDITOR 1% FEE | 1,771 | 2,708 | 0 | 6,615 | 3,831 |
| GRAND TOTAL | | | 255,822 | 169,713 | 412,415 | 721,864 | 386,978 |
| NUMBER OF POSITIONS | | | 9 | 14 | 14 | 19 | 11 |

GENERAL FUND

Budget Year: 2025

Department: Department of Finance
Division/Activity: Procurement and Supply
Org Code: 11170400

| NOP | Job Class Code | Position | Employee | Employee Number | Personnel Status Code | Pay Grade/Step | Annual Salary | Allocation Percent | Allocation Salary | Total Fringe Benefits | Total |
|-----------|----------------|---------------------------------|-----------------------|-----------------|-----------------------|----------------|---------------|--------------------|-------------------|-----------------------|----------------|
| 1 | 1119 | DIRECTOR | VACANT | | FT | PL20/12 | 65,175 | 87.50% | 57,028 | 4,363 | 61,391 |
| 1 | 1639 | SUPPLY SPECIALIST I | DAVID RANDY R. SABLAN | 1513 | FT | PL09/2 | 23,394 | 87.50% | 20,470 | 1,566 | 22,036 |
| 1 | 1639 | SUPPLY SPECIALIST I | JUAN DIEGO C. CAMACHO | 1547 | FT | PL09/5 | 27,082 | 87.50% | 23,696 | 9,383 | 33,079 |
| 1 | 1014 | MANAGER, ADMINSTRTRIVE SERVICES | GERALDINE T. CRUZ | 1648 | FT | PL18/5 | 42,012 | 87.50% | 36,761 | 3,474 | 40,235 |
| 1 | 1642 | SUPPLY SPECIALIST IV | ANTHONY S. MANAHANE | 1669 | FT | PL15/3 | 32,918 | 87.50% | 28,803 | 2,722 | 31,525 |
| 1 | 0002 | ACCOUNT CLERK II | NIEVES PIAO . BABAUTA | 5496 | FT | PL03/1 | 16,626 | 87.50% | 14,547 | 1,113 | 15,660 |
| 1 | 1037 | ASST. CHIEF, PROGMT & SUPPLY | FRANCISCO C. AGUON | 1538 | FT | PL18/5 | 42,012 | 87.50% | 36,761 | 14,502 | 51,263 |
| 1 | 1642 | SUPPLY SPECIALIST IV | VIVIAN M. LIZAMA | 1553 | FT | PL15/12 | 51,066 | 87.50% | 44,683 | 7,708 | 52,391 |
| 1 | 0318 | SUPPLY TECHNICIAN I | ANTONIA F. METTAO | 1565 | FT | PL03/6 | 21,219 | 87.50% | 18,567 | 5,982 | 24,549 |
| 1 | 1016 | ADMINISTRATIVE OFFICER II | MELANIE T. CABRERA | 5987 | FT | PL13/1 | 27,082 | 87.50% | 23,696 | 1,813 | 25,509 |
| 1 | 1641 | SUPPLY SPECIALIST III | BRIAN P. REYES JR. | 3930 | FT | PL13/1 | 27,082 | 87.50% | 23,696 | 1,813 | 25,509 |
| 11 | | | | | | | | | 328,709 | 54,438 | 383,146 |

COMMONWEALTH OF THE NORTHERN MARIANA ISLANDS

DEPARTMENT: DEPARTMENT OF FINANCE
 DIVISION: CUSTOMS SERVICES
 ORG: 11170900

| ORG | OBJECT | DESCRIPTION | 2022 ACTUAL | 2023 ACTUAL | 2024 BUDGET PL 23-09 | 2025 DEPARTMENT SUBMISSION | 2025 GOVERNOR'S PROPOSAL |
|------------------------|--------|----------------------------|------------------|------------------|----------------------------|----------------------------------|--------------------------------|
| 11170900 | 61000 | WAGES & SALARIES | 1,655,036 | 1,359,060 | 2,951,419 | 3,475,227 | 2,516,932 |
| 11170900 | 61010 | OVERTIME COMPENSATION | 322,999 | 13,848 | 0 | 0 | 0 |
| 11170900 | 61020 | HOLIDAY PAY | 1,274 | 21,992 | 0 | 0 | 0 |
| 11170900 | 61200 | BOARD & OTHER COMPENSATION | 24,878 | 0 | 0 | 0 | 0 |
| 11170900 | 62000 | FICA CONTRIBUTION | 124,279 | 87,610 | 0 | 215,464 | 156,050 |
| 11170900 | 62010 | MEDICARE CONTRIBUTION | 29,066 | 20,485 | 0 | 50,391 | 36,496 |
| 11170900 | 62100 | 401K EMPLOYER CONTRIBUTION | 18,876 | 14,161 | 0 | 31,252 | 24,507 |
| 11170900 | 62200 | HEALTH INSURANCE PREMIUM | 235,290 | 180,814 | 0 | 191,141 | 223,897 |
| 11170900 | 62211 | PERSONNEL INSURANCE | 15,172 | 11,469 | 0 | 62,554 | 21,594 |
| TOTAL PERSONNEL | | | 2,426,869 | 1,709,438 | 2,951,419 | 4,026,029 | 2,979,476 |
| 11170900 | 63000 | PROFESSIONAL SERVICES | 340 | 451 | 0 | 0 | 0 |
| 11170900 | 63100 | REPAIR AND MAINTENANCE | 46,811 | 17,752 | 0 | 40,000 | 0 |
| 11170900 | 63200 | PERSONNEL TRAINING COSTS | 14,840 | 0 | 0 | 0 | 0 |
| 11170900 | 63300 | CLEANING SERVICES | 9,655 | 1,000 | 0 | 1,200 | 0 |
| 11170900 | 64040 | LICENSES AND FEES | 160 | 2,565 | 0 | 8,500 | 0 |
| 11170900 | 64080 | DUES AND SUBSCRIPTIONS | 7,171 | 0 | 0 | \$8,500.00 | 0 |
| 11170900 | 64090 | COMMUNICATIONS | 13,815 | 4,252 | 0 | 18,000 | 0 |
| 11170900 | 64100 | PRINTING AND PHOTOCOPYING | 18,798 | 3,412 | 0 | 6,000 | 0 |
| 11170900 | 64110 | ADVERTISING | 146 | 1,162 | 0 | 2,500 | 0 |
| 11170900 | 64700 | RENTAL-VEHICLES | 11,100 | 1,200 | 0 | 0 | 0 |
| 11170900 | 64710 | RENTAL-HOUSING | 7,626 | 931 | 0 | 0 | 0 |
| 11170900 | 64720 | RENTAL-OFFICES | 52,160 | 56,460 | 0 | 56,400 | 0 |
| 11170900 | 64730 | RENTAL-OFFICE EQUIPMENT | 13,597 | 5,072 | 0 | 10,000 | 0 |

COMMONWEALTH OF THE NORTHERN MARIANA ISLANDS

DEPARTMENT: DEPARTMENT OF FINANCE
DIVISION: CUSTOMS SERVICES
ORG: 11170900

Table with columns: ORG, OBJECT, DESCRIPTION, 2022 ACTUAL, 2023 ACTUAL, 2024 BUDGET PL 23-09, 2025 DEPARTMENT SUBMISSION, 2025 GOVERNOR'S PROPOSAL. Rows include various expense categories like RENTAL-OTHERS, TRAVEL EXPENSES, and UTILITIES, ending with a GRAND TOTAL and NUMBER OF POSITIONS row.

GENERAL FUND

Budget Year: 2025

Department: Department of Finance
Division/Activity: Customs Services
Org Code: 11170900

| NOP | Job Class Code | Position | Employee | Employee Number | Personnel Status Code | Pay Grade/Step | Annual Salary | Allocation Percent | Allocation Salary | Total Fringe Benefits | Total |
|-----|----------------|--------------------------------|---------------------------------|-----------------|-----------------------|----------------|---------------|--------------------|-------------------|-----------------------|--------|
| 1 | 1110 | DIRECTOR CUSTOMS SERVICES | JOSE C. MAFNAS | 1544 | FT | PL20/11 | 62,071 | 87.50% | 54,312 | 14,449 | 68,761 |
| 1 | 1017 | ADMINISTRATIVE OFFICER III | JENISE ANN C. RIDEB | 4336 | FT | PL15/2 | 31,350 | 87.50% | 27,431 | 6,077 | 33,509 |
| 1 | 4035 | AGRIC QUARANTINE OFFICER I | JUAN N. KANIKI | 1710 | FT | PL11/5 | 29,857 | 87.50% | 26,125 | 2,469 | 28,594 |
| 1 | 4035 | AGRIC QUARANTINE OFFICER I | THOMAS T. SANTOS | 1567 | FT | PL11/5 | 29,857 | 87.50% | 26,125 | 3,514 | 29,639 |
| 1 | 4026 | AGRIC. QUARANTINE INSPCTOR III | FATIMA I. BORJA | 1681 | FT | PL08/4 | 24,564 | 87.50% | 21,493 | 5,516 | 27,009 |
| 1 | 4024 | AGRIC. QUARANTINE INSPECTOR I | JOHANNES JOHN N. MARATITA | 1561 | FT | PL05/4 | 21,219 | 87.50% | 18,567 | 1,420 | 19,987 |
| 1 | 4024 | AGRIC. QUARANTINE INSPECTOR I | RAYMOND P. BABAUTA | 1760 | FT | PL05/4 | 21,219 | 87.50% | 18,567 | 2,163 | 20,730 |
| 1 | 4024 | AGRIC. QUARANTINE INSPECTOR I | RAYNALYN PATRICE L. TAITANO | 1586 | FT | PL05/5 | 22,280 | 87.50% | 19,495 | 2,271 | 21,766 |
| 1 | 4025 | AGRIC. QUARANTINE INSPECTOR II | MARY ANTONETTE S. SABLAN | 1709 | FT | PL06/6 | 24,564 | 87.50% | 21,493 | 2,031 | 23,524 |
| 1 | 6258 | BRANCH MGR, DETECTOR DOG PGRM | JESSIE A. ATALIG | 1718 | FT | PL19/11 | 59,116 | 87.50% | 51,726 | 6,957 | 58,683 |
| 1 | 8133 | BUILDING MAINTENANCE MAN | WILLIAM . AYUYU | 1651 | FT | PL03/5 | 20,209 | 87.50% | 17,683 | 1,671 | 19,354 |
| 1 | 0101 | CUSTOMS INSPECTOR I | EDWARD CABRERA REYES JR. | | PB | PL08/1 | 21,219 | 87.50% | 18,567 | 1,420 | 19,987 |
| 1 | 0101 | CUSTOMS INSPECTOR I | ALFRED S. SANTOS | 1558 | FT | PL08/5 | 25,792 | 87.50% | 22,568 | 5,211 | 27,779 |
| 1 | 0101 | CUSTOMS INSPECTOR I | AUREL B. MENDIOLA | 1628 | FT | PL08/1 | 21,219 | 87.50% | 18,567 | 1,420 | 19,987 |
| 1 | 0101 | CUSTOMS INSPECTOR I | BRYCE D. SABLAN | 1638 | FT | PL08/1 | 21,219 | 87.50% | 18,567 | 1,755 | 20,321 |
| 1 | 0101 | CUSTOMS INSPECTOR I | CHRISTIAN ANTHONY C. PANGELINAN | 4850 | FT | PL08/1 | 21,219 | 87.50% | 18,567 | 1,420 | 19,987 |
| 1 | 0101 | CUSTOMS INSPECTOR I | CHRISTIAN C. TUDELA | 4173 | FT | PL08/1 | 21,219 | 87.50% | 18,567 | 4,905 | 23,472 |
| 1 | 0101 | CUSTOMS INSPECTOR I | CHRISTINE KIMBERLY I. REYES | 1532 | FT | PL08/1 | 21,219 | 87.50% | 18,567 | 2,497 | 21,064 |
| 1 | 0101 | CUSTOMS INSPECTOR I | DAMART S. TEREGEYO | 1609 | FT | PL08/5 | 25,792 | 87.50% | 22,568 | 1,726 | 24,294 |
| 1 | 0101 | CUSTOMS INSPECTOR I | DERALD PETER C. ALDAN | 1599 | FT | PL08/5 | 25,792 | 87.50% | 22,568 | 5,618 | 28,186 |
| 1 | 0101 | CUSTOMS INSPECTOR I | DOMINIC A. PANGELINAN JR | 1764 | FT | PL08/1 | 21,219 | 87.50% | 18,567 | 1,420 | 19,987 |
| 1 | 0101 | CUSTOMS INSPECTOR I | DONNA G. MENDIOLA | 4326 | FT | PL08/1 | 21,219 | 87.50% | 18,567 | 4,905 | 23,472 |
| 1 | 0101 | CUSTOMS INSPECTOR I | ELDEN M. SABLAN | 1643 | FT | PL08/3 | 23,394 | 87.50% | 20,470 | 1,566 | 22,036 |
| 1 | 0101 | CUSTOMS INSPECTOR I | ESPERANZA L. SANTOS | 1636 | FT | PL08/1 | 21,219 | 87.50% | 18,567 | 1,755 | 20,321 |
| 1 | 0101 | CUSTOMS INSPECTOR I | ETHAN BREL P. YOBECH | 1620 | FT | PL08/5 | 25,792 | 87.50% | 22,568 | 1,726 | 24,294 |
| 1 | 0101 | CUSTOMS INSPECTOR I | FRANKLIN V. SABLAN | 1724 | FT | PL08/4 | 24,564 | 87.50% | 21,493 | 5,129 | 26,623 |
| 1 | 0101 | CUSTOMS INSPECTOR I | FREDERICK R. ENCABO | 1613 | FT | PL08/2 | 22,280 | 87.50% | 19,495 | 1,491 | 20,986 |
| 1 | 0101 | CUSTOMS INSPECTOR I | GABRIELLE P. COLOMA | 4004 | FT | PL08/1 | 21,219 | 87.50% | 18,567 | 1,420 | 19,987 |
| 1 | 0101 | CUSTOMS INSPECTOR I | JATHAN DION A. BABAUTA | 1639 | FT | PL08/1 | 21,219 | 87.50% | 18,567 | 1,420 | 19,987 |
| 1 | 0101 | CUSTOMS INSPECTOR I | JESSICA C. DELEON GUERRERO | 1597 | FT | PL08/4 | 24,564 | 87.50% | 21,493 | 1,644 | 23,137 |
| 1 | 0101 | CUSTOMS INSPECTOR I | JESUS T. IGUEL | 1557 | FT | PL08/4 | 24,564 | 87.50% | 21,493 | 1,644 | 23,137 |
| 1 | 0101 | CUSTOMS INSPECTOR I | JUDE RUSSELL M. TENGCO | 4517 | FT | PL08/1 | 21,219 | 87.50% | 18,567 | 2,163 | 20,730 |
| 1 | 0101 | CUSTOMS INSPECTOR I | JULIO K. CRUZ | 1579 | FT | PL08/5 | 25,792 | 87.50% | 22,568 | 6,114 | 28,682 |
| 1 | 0101 | CUSTOMS INSPECTOR I | KANE ALEXANDER P. YBANEZ | 1515 | FT | PL08/1 | 21,219 | 87.50% | 18,567 | 1,420 | 19,987 |
| 1 | 0101 | CUSTOMS INSPECTOR I | KAYLA NATASHA T. SANTOS | 1575 | FT | PL08/2 | 22,280 | 87.50% | 19,495 | 2,622 | 22,117 |
| 1 | 0101 | CUSTOMS INSPECTOR I | KELVIN F. SABLAN | 1600 | FT | PL08/5 | 25,792 | 87.50% | 22,568 | 2,629 | 25,197 |
| 1 | 0101 | CUSTOMS INSPECTOR I | KRISTEN P. PANGELINAN | 1595 | FT | PL08/4 | 24,564 | 87.50% | 21,493 | 5,129 | 26,623 |
| 1 | 0101 | CUSTOMS INSPECTOR I | LUIS JAVIN C. DIAZ | 1598 | FT | PL08/5 | 25,792 | 87.50% | 22,568 | 1,726 | 24,294 |
| 1 | 0101 | CUSTOMS INSPECTOR I | MARISA AUDREY C. LIZAMA | 3886 | FT | PL08/1 | 21,219 | 87.50% | 18,567 | 1,420 | 19,987 |
| 1 | 0101 | CUSTOMS INSPECTOR I | MARK A. MANALUZ | 1535 | FT | PL08/5 | 25,792 | 87.50% | 22,568 | 1,726 | 24,294 |
| 1 | 0101 | CUSTOMS INSPECTOR I | MARK L. TUAN-IAM | 1608 | FT | PL08/4 | 24,564 | 87.50% | 21,493 | 1,644 | 23,137 |
| 1 | 0101 | CUSTOMS INSPECTOR I | MCKNOX A. MABEL | 1563 | FT | PL08/4 | 24,564 | 87.50% | 21,493 | 1,644 | 23,137 |
| 1 | 0101 | CUSTOMS INSPECTOR I | MIDORI I. ADELBAI | 4533 | FT | PL08/1 | 21,219 | 87.50% | 18,567 | 1,420 | 19,987 |
| 1 | 0101 | CUSTOMS INSPECTOR I | NAMIKO O. KAPILEO | 1622 | FT | PL08/1 | 21,219 | 87.50% | 18,567 | 1,420 | 19,987 |
| 1 | 0101 | CUSTOMS INSPECTOR I | NEMESIANNNE G. REYES | 1615 | FT | PL08/5 | 25,792 | 87.50% | 22,568 | 8,870 | 31,438 |
| 1 | 0101 | CUSTOMS INSPECTOR I | NOAH B. CAMACHO | 2190 | FT | PL08/1 | 21,219 | 87.50% | 18,567 | 1,420 | 19,987 |

GENERAL FUND

Budget Year: 2025

Department: Department of Finance
 Division/Activity: Customs Services
 Org Code: 11170900

| NOP | Job Class Code | Position | Employee | Employee Number | Personnel Status Code | Pay Grade/Step | Annual Salary | Allocation Percent | Allocation Salary | Total Fringe Benefits | Total |
|-----|----------------|--------------------------------|--------------------------------|-----------------|-----------------------|----------------|---------------|--------------------|-------------------|-----------------------|--------|
| 1 | 0101 | CUSTOMS INSPECTOR I | OWEN J. TAGABUEL | 1734 | FT | PL08/3 | 23,394 | 87.50% | 20,470 | 12,717 | 33,187 |
| 1 | 0101 | CUSTOMS INSPECTOR I | PAUL MARK T. ACEBEDO | 5862 | FT | PL08/1 | 21,219 | 87.50% | 18,567 | 1,420 | 19,987 |
| 1 | 0101 | CUSTOMS INSPECTOR I | PAUL R. QUIZON | 1584 | FT | PL08/4 | 24,564 | 87.50% | 21,493 | 1,644 | 23,137 |
| 1 | 0101 | CUSTOMS INSPECTOR I | RAMON H. BORJA JR | 1582 | FT | PL08/3 | 23,394 | 87.50% | 20,470 | 1,934 | 22,404 |
| 1 | 0101 | CUSTOMS INSPECTOR I | RAYMOND PETER D. CABRERA | 6118 | PB | PL08/1 | 21,219 | 87.50% | 18,567 | 1,420 | 19,987 |
| 1 | 0101 | CUSTOMS INSPECTOR I | ROMAN A. CABRERA III | 4580 | FT | PL08/1 | 21,219 | 87.50% | 18,567 | 1,420 | 19,987 |
| 1 | 0101 | CUSTOMS INSPECTOR I | SHAUN A. BABAUTA | 1645 | FT | PL08/3 | 23,394 | 87.50% | 20,470 | 2,753 | 23,223 |
| 1 | 0101 | CUSTOMS INSPECTOR I | SHOTA N. CASTRO | 1588 | FT | PL08/4 | 24,564 | 87.50% | 21,493 | 1,644 | 23,137 |
| 1 | 0101 | CUSTOMS INSPECTOR I | STEVEN G. CASTRO | | PB | PL08/1 | 21,219 | 87.50% | 18,567 | 1,420 | 19,987 |
| 1 | 0101 | CUSTOMS INSPECTOR I | TINDIN L. LEON GUERRERO | 1632 | FT | PL08/1 | 21,219 | 87.50% | 18,567 | 1,420 | 19,987 |
| 1 | 0101 | CUSTOMS INSPECTOR I | UCHELBIL E. OITERONG | 4107 | FT | PL08/1 | 21,219 | 87.50% | 18,567 | 1,420 | 19,987 |
| 1 | 0101 | CUSTOMS INSPECTOR I | VICENTE JUAN M. PANGELINAN | 1928 | FT | PL08/1 | 21,219 | 87.50% | 18,567 | 4,905 | 23,472 |
| 1 | 0101 | CUSTOMS INSPECTOR I | WESLEY L. EMUL | 1611 | FT | PL08/5 | 25,792 | 87.50% | 22,568 | 1,726 | 24,294 |
| 1 | 0101 | CUSTOMS INSPECTOR I | WILANI . SIKYANG | 1589 | FT | PL08/5 | 25,792 | 87.50% | 22,568 | 6,520 | 29,088 |
| 1 | 0101 | CUSTOMS INSPECTOR I | FRANKLIN MATHEW K. LIZAMA | | FT | PL08/1 | 21,219 | 87.50% | 18,567 | 1,420 | 19,987 |
| 1 | 0102 | CUSTOMS INSPECTOR II | DON ANTHONY F. TEREGEYO JR | 1556 | FT | PL10/5 | 28,436 | 87.50% | 24,881 | 13,502 | 38,383 |
| 1 | 0102 | CUSTOMS INSPECTOR II | JOSHUA C. MAFNAS | 1533 | FT | PL10/5 | 28,436 | 87.50% | 24,881 | 6,832 | 31,713 |
| 1 | 0102 | CUSTOMS INSPECTOR II | JUAN Q.I. INOS | 1602 | FT | PL10/5 | 28,436 | 87.50% | 24,881 | 6,384 | 31,265 |
| 1 | 0102 | CUSTOMS INSPECTOR II | LUSHAWNN JOSEPH A. REYES | 1720 | FT | PL10/5 | 28,436 | 87.50% | 24,881 | 1,903 | 26,785 |
| 1 | 0102 | CUSTOMS INSPECTOR II | NACRINA ANN B. KAIPAT | 1652 | FT | PL10/5 | 28,436 | 87.50% | 24,881 | 2,351 | 27,232 |
| 1 | 0102 | CUSTOMS INSPECTOR II | RAMONA M. MAGOFNA | 1715 | FT | PL10/5 | 28,436 | 87.50% | 24,881 | 9,495 | 34,376 |
| 1 | 0102 | CUSTOMS INSPECTOR II | RITA L. BLAS | 1693 | FT | PL10/5 | 28,436 | 87.50% | 24,881 | 3,347 | 28,228 |
| 1 | 0102 | CUSTOMS INSPECTOR II | RYAN B. KIKKU | 1526 | FT | PL10/5 | 28,436 | 87.50% | 24,881 | 13,054 | 37,935 |
| 1 | 0103 | CUSTOMS INSPECTOR III | CHERYLMOANA MARIE T. AGUON | 1529 | FT | PL12/5 | 31,350 | 87.50% | 27,431 | 14,840 | 42,272 |
| 1 | 0103 | CUSTOMS INSPECTOR III | JAMES F. SANTOS | 1554 | FT | PL12/5 | 31,350 | 87.50% | 27,431 | 2,592 | 30,024 |
| 1 | 0103 | CUSTOMS INSPECTOR III | JOEL JOSHUA C. TUDELA | 1727 | FT | PL12/5 | 31,350 | 87.50% | 27,431 | 13,743 | 41,175 |
| 1 | 0103 | CUSTOMS INSPECTOR III | JOEY ROQUE C. SONGAO | 1525 | FT | PL12/5 | 31,350 | 87.50% | 27,431 | 13,743 | 41,175 |
| 1 | 0103 | CUSTOMS INSPECTOR III | JOSEPH JASON P. MUNA | 1700 | FT | PL12/5 | 31,350 | 87.50% | 27,431 | 2,592 | 30,024 |
| 1 | 0103 | CUSTOMS INSPECTOR III | JOSEPH L. PANGELINAN | 1759 | FT | PL12/5 | 31,350 | 87.50% | 27,431 | 2,592 | 30,024 |
| 1 | 0103 | CUSTOMS INSPECTOR III | MAYNARD GLENN D. REYES | 1740 | FT | PL12/5 | 31,350 | 87.50% | 27,431 | 2,099 | 29,530 |
| 1 | 0103 | CUSTOMS INSPECTOR III | MICHAEL ALFRED N. PANGELINAN | 1592 | FT | PL12/4 | 29,857 | 87.50% | 26,125 | 1,999 | 28,124 |
| 1 | 0103 | CUSTOMS INSPECTOR III | VICKY MICHELLE C. TAITANO | 1719 | FT | PL12/5 | 31,350 | 87.50% | 27,431 | 14,840 | 42,272 |
| 1 | 0103 | CUSTOMS INSPECTOR III | YAN CHE . MAGOFNA | 1619 | FT | PL12/4 | 29,857 | 87.50% | 26,125 | 2,469 | 28,594 |
| 1 | 0103 | CUSTOMS INSPECTOR III | YOLANDA B. RABULIMAN | 1743 | FT | PL12/5 | 31,350 | 87.50% | 27,431 | 7,175 | 34,606 |
| 1 | 1160 | CUSTOMS OFFICER I (W-4) | BENJAMIN C. TESIRO | 1699 | FT | PL15/5 | 36,292 | 87.50% | 31,755 | 15,422 | 47,177 |
| 1 | 1160 | CUSTOMS OFFICER I (W-4) | BENUSTO L. PITEG | 1649 | FT | PL15/3 | 32,918 | 87.50% | 28,803 | 2,203 | 31,006 |
| 1 | 1160 | CUSTOMS OFFICER I (W-4) | ISADORA LYNN C. SAKISAT | 1736 | FT | PL15/5 | 36,292 | 87.50% | 31,755 | 11,415 | 43,170 |
| 1 | 1160 | CUSTOMS OFFICER I (W-4) | RITA MAE S. CABRERA | 1750 | FT | PL15/4 | 34,564 | 87.50% | 30,243 | 10,002 | 40,245 |
| 1 | 1161 | CUSTOMS OFFICER II (2ND LT.) | JOAQUIN P. CEPEDA | 1684 | FT | PL17/5 | 40,012 | 87.50% | 35,010 | 3,308 | 38,319 |
| 1 | 1161 | CUSTOMS OFFICER II (2ND LT.) | MARTHA L. TEREGEYO | 1683 | FT | PL17/4 | 38,106 | 87.50% | 33,343 | 3,151 | 36,494 |
| 1 | 1161 | CUSTOMS OFFICER II (2ND LT.) | RAYMOND C. CEPEDA | 1756 | FT | PL17/3 | 36,292 | 87.50% | 31,755 | 2,429 | 34,185 |
| 1 | 1162 | CUSTOMS OFFICER III (CSTM LT.) | RAYMOND M. RENGUUL | 1690 | FT | PL18/7 | 46,319 | 87.50% | 40,529 | 7,315 | 47,844 |
| 1 | 1162 | CUSTOMS OFFICER III (CSTM LT.) | ROBERT P. REYES | 1701 | FT | PL18/8 | 48,635 | 87.50% | 42,555 | 15,172 | 57,728 |
| 1 | 0091 | CUSTOMS TRAINEE | ALVONNY JOSEPH PETER N. CEPEDA | 5959 | PB | PL04/1 | 17,457 | 87.50% | 15,275 | 1,169 | 16,443 |
| 1 | 0091 | CUSTOMS TRAINEE | DARREN JAKE CAMACHO BASTO | | PB | PL04/1 | 17,457 | 87.50% | 15,275 | 1,169 | 16,443 |
| 1 | 0091 | CUSTOMS TRAINEE | JANE ANNE G. CRANEY | 5985 | PB | PL04/1 | 17,457 | 87.50% | 15,275 | 1,169 | 16,443 |
| 1 | 0091 | CUSTOMS TRAINEE | JOE W. MILLER | 6119 | PB | PL04/1 | 17,457 | 87.50% | 15,275 | 1,169 | 16,443 |

GENERAL FUND

Budget Year: 2025

Department: Department of Finance
Division/Activity: Customs Services
Org Code: 11170900

| NOP | Job Class Code | Position | Employee | Employee Number | Personnel Status Code | Pay Grade/Step | Annual Salary | Allocation Percent | Allocation Salary | Total Fringe Benefits | Total |
|------------|----------------|-----------------------------|----------------------------|-----------------|-----------------------|----------------|---------------|--------------------|-------------------|-----------------------|------------------|
| 1 | 0091 | CUSTOMS TRAINEE | NATHAN ULTILONG ASANUMA | | PB | PL04/1 | 17,457 | 87.50% | 15,275 | 1,169 | 16,443 |
| 1 | 0091 | CUSTOMS TRAINEE | SHAUN CHRISTOPHER F. IGUEL | 4045 | PB | PL04/1 | 17,457 | 87.50% | 15,275 | 1,169 | 16,443 |
| 1 | 6251 | DETECTOR DOG SPECIALIST I | HARRY T. NAKAMURA JR | 1581 | FT | PL09/4 | 25,792 | 87.50% | 22,568 | 5,211 | 27,779 |
| 1 | 6251 | DETECTOR DOG SPECIALIST I | MAELYN C. NAPUTI | 1614 | FT | PL09/4 | 25,792 | 87.50% | 22,568 | 8,870 | 31,438 |
| 1 | 6251 | DETECTOR DOG SPECIALIST I | MARK G. PALACIOS | 1629 | FT | PL09/5 | 27,082 | 87.50% | 23,696 | 1,813 | 25,509 |
| 1 | 6251 | DETECTOR DOG SPECIALIST I | NOKKI L. SARALU | 1573 | FT | PL09/2 | 23,394 | 87.50% | 20,470 | 5,419 | 25,889 |
| 1 | 6251 | DETECTOR DOG SPECIALIST I | ZACHARY B. SASAMOTO | 1607 | FT | PL09/5 | 27,082 | 87.50% | 23,696 | 8,957 | 32,653 |
| 1 | 6253 | DETECTOR DOG SPECIALIST III | SHAWN A. DELA CRUZ | 1753 | FT | PL13/4 | 31,350 | 87.50% | 27,431 | 9,736 | 37,167 |
| 1 | 1151 | MANAGER, CUSTOMS BRANCH | DEWAYNE TED C. JOHNSON | 1725 | FT | PL19/5 | 44,113 | 87.50% | 38,599 | 5,192 | 43,790 |
| 1 | 1151 | MANAGER, CUSTOMS BRANCH | FRANCINE Q. NEKAI | 1721 | FT | PL19/5 | 44,113 | 87.50% | 38,599 | 12,335 | 50,934 |
| 1 | 1151 | MANAGER, CUSTOMS BRANCH | MARVIN P. SABLAN | 1660 | FT | PL19/11 | 59,116 | 87.50% | 51,726 | 4,888 | 56,614 |
| 1 | 9699 | SA FOR TRAINING ON CE&BP | JAMES C. DELEON GUERRERO | 1702 | ES | UNG | 50,000 | 87.50% | 43,750 | 3,347 | 47,097 |
| 105 | | | | | | | | | 2,516,932 | 462,544 | 2,979,476 |

COMMONWEALTH OF THE NORTHERN MARIANA ISLANDS

DEPARTMENT: DEPARTMENT OF FINANCE
 DIVISION: OFFICE OF INFORMATION TECHNOLOGY
 ORG: 11170200

| ORG | OBJECT | DESCRIPTION | 2022 ACTUAL | 2023 ACTUAL | 2024 BUDGET PL 23-09 | 2025 DEPARTMENT SUBMISSION | 2025 GOVERNOR'S PROPOSAL |
|------------------------|--------|------------------------------|----------------|----------------|----------------------------|----------------------------------|--------------------------------|
| 11170200 | 61000 | WAGES & SALARIES | 186,854 | 166,150 | 513,313 | 718,020 | 406,786 |
| 11170200 | 61010 | OVERTIME COMPENSATION | 3,869 | 0 | 0 | 0 | 0 |
| 11170200 | 61020 | HOLIDAY PAY | 0 | 1,926 | 0 | 0 | 0 |
| 11170200 | 62000 | FICA CONTRIBUTION | 11,825 | 10,421 | 0 | 44,517 | 25,221 |
| 11170200 | 62010 | MEDICARE CONTRIBUTION | 2,765 | 2,437 | 0 | 10,411 | 5,898 |
| 11170200 | 62100 | 401K EMPLOYER CONTRIBUTION | 1,635 | 1,106 | 0 | 0 | 0 |
| 11170200 | 62200 | HEALTH INSURANCE PREMIUM | 18,977 | 16,420 | 0 | 1,157 | 21,606 |
| 11170200 | 62210 | LIFE INSURANCE CONTRIBUTIONS | 0 | 0 | 0 | 9,395 | 0 |
| 11170200 | 62211 | PERSONNEL INSURANCE | 283 | 314 | 0 | 0 | 1,013 |
| TOTAL PERSONNEL | | | 226,209 | 198,775 | 513,313 | 783,500 | 460,524 |
| 11170200 | 63000 | PROFESSIONAL SERVICES | 63,900 | 82,275 | 0 | 0 | 0 |
| 11170200 | 63100 | REPAIR AND MAINTENANCE | 52,532 | 40,209 | 0 | 510,205 | 0 |
| 11170200 | 63200 | PERSONNEL TRAINING COSTS | | | 0 | 60,000 | 0 |
| 11170200 | 63300 | CLEANING SERVICES | 0 | 75 | 0 | 0 | 0 |
| 11170200 | 64040 | LICENSES AND FEES | 0 | 11,880 | 0 | 0 | 0 |
| 11170200 | 64041 | LICENSES AND FEES TECHNOLOGY | | | 0 | 713,486 | 0 |
| 11170200 | 64080 | DUES AND SUBSCRIPTIONS | 0 | 2,152 | 0 | 63,000 | 0 |
| 11170200 | 64090 | COMMUNICATIONS | 0 | 1,364 | 0 | 105,000 | 0 |
| 11170200 | 64110 | ADVERTISING | 425 | 146 | 0 | 10,000 | 0 |
| 11170200 | 65000 | OFFICE SUPPLIES | 0 | 145 | 0 | 10,000 | 0 |
| 11170200 | 65010 | OPERATIONAL SUPPLIES | 3,771 | 520 | 0 | 12,204 | 0 |
| 11170200 | 65030 | FUEL & LUBRICATE | 614 | 614 | 0 | 120,000 | 0 |
| 11170200 | 66070 | TECHNOLOGY EQUIP | 54,319 | 13,740 | 0 | 0 | 0 |

COMMONWEALTH OF THE NORTHERN MARIANA ISLANDS

DEPARTMENT: DEPARTMENT OF FINANCE
 DIVISION: OFFICE OF INFORMATION TECHNOLOGY
 ORG: 11170200

| ORG | OBJECT | DESCRIPTION | 2022 ACTUAL | 2023 ACTUAL | 2024 BUDGET PL 23-09 | 2025 DEPARTMENT SUBMISSION | 2025 GOVERNOR'S PROPOSAL |
|---|--------|-----------------------|----------------|----------------|----------------------------|----------------------------------|--------------------------------|
| 11170200 | 66900 | NON-CAPITAL ASSETS | 82,327 | 1,949 | 0 | 0 | 0 |
| 11170200 | 69000 | OTHER EXPENSES | 0 | 0 | 5,279 | 0 | 0 |
| TOTAL OTHER EXPENSES | | | 257,888 | 155,069 | 5,279 | 1,603,895 | 0 |
| 11170200 | 64060 | UTILITIES | 0 | 0 | 0 | 0 | 0 |
| TOTAL PERSONNEL, OTHER EXPENSES, AND UTILITIES | | | 484,096 | 353,844 | 518,592 | 2,387,395 | 460,524 |
| 11170200 | 69010 | PUBLIC AUDITOR 1% FEE | 5,404 | 4,256 | 0 | 0 | 4,605 |
| GRAND TOTAL | | | 489,500 | 358,100 | 518,592 | 2,387,395 | 465,129 |
| NUMBER OF POSITIONS | | | 9 | 15 | 15 | 19 | 13 |

GENERAL FUND

Budget Year: 2025

Department: Department of Finance
Division/Activity: Office of Information Technology
Org Code: 11170200

| NOP | Job Class Code | Position | Employee | Employee Number | Personnel Status Code | Pay Grade/Step | Annual Salary | Allocation Percent | Allocation Salary | Total Fringe Benefits | Total |
|-----------|----------------|--------------------------------|-----------------------------|-----------------|-----------------------|----------------|---------------|--------------------|-------------------|-----------------------|----------------|
| 1 | 9338 | CHIEF INFORMATION OFFICER | JOSEPH O. TORRES | 1762 | ES | UNG | 80,000 | 87.50% | 70,000 | 8,840 | 78,840 |
| 1 | 1683 | COMPUTER PROGRAMMER I | DONNA M. ADA | 1594 | FT | PL13/8 | 38,106 | 87.50% | 33,343 | 2,551 | 35,894 |
| 1 | 1684 | COMPUTER PROGRAMMER TRAINEE | JOSTAN T. INOKE | 4349 | PA | PL10/5 | 28,436 | 87.50% | 24,881 | 5,388 | 30,270 |
| 1 | 1113 | DIRECTOR ELECTRONIC DATA PROCE | FRANK JOHN C. CELIS | 1510 | FT | PL20/9 | 56,301 | 87.50% | 49,263 | 14,920 | 64,183 |
| 1 | 0069 | COMPUTER OPERATOR III | JOAQUINA RAFAELA . BABAUTA | 1650 | FT | PL06/4 | 22,280 | 87.50% | 19,495 | 1,491 | 20,986 |
| 1 | 1021 | ADMINISTRATIVE SPECIALIST I | ROXIE TULEVA S. TEREGEYO | 1520 | FT | PL07/5 | 24,564 | 87.50% | 21,493 | 1,644 | 23,137 |
| 1 | 0069 | COMPUTER OPERATOR III | JOSEPH-SHAUN C. SANTOS | 1518 | FT | PL06/4 | 22,280 | 87.50% | 19,495 | 1,842 | 21,337 |
| 1 | 1685 | SYSTEMS ADMINISTRATOR | XERXES W. MANGARERO | 1480 | FT | PL18/5 | 42,012 | 87.50% | 36,761 | 3,474 | 40,235 |
| 1 | 1680 | MANAGER, PROGRAMMER | FRANCIS DARRELL Q. TOMOKANE | 1675 | FT | PL20/3 | 42,012 | 87.50% | 36,761 | 2,812 | 39,573 |
| 1 | 1149 | COMPUTER SPECIALIST I | ALVIN K. FITIAL | 1322 | FT | PL12/5 | 31,350 | 87.50% | 27,431 | 2,099 | 29,530 |
| 1 | 1684 | COMPUTER PROGRAMMER TRAINEE | DUSTIN JESSE M. PALACIOS | 4451 | PA | PL10/1 | 23,394 | 87.50% | 20,470 | 5,051 | 25,521 |
| 1 | 1684 | COMPUTER PROGRAMMER TRAINEE | HENRY Z. CEPEDA | 1574 | FT | PL10/4 | 27,082 | 87.50% | 23,696 | 1,813 | 25,509 |
| 1 | 1684 | COMPUTER PROGRAMMER TRAINEE | ZACHARY P. BABAUTA | 2875 | FT | PL10/4 | 27,082 | 87.50% | 23,696 | 1,813 | 25,509 |
| 13 | | | | | | | | | 406,786 | 53,738 | 460,524 |

COMMONWEALTH OF THE NORTHERN MARIANA ISLANDS

DEPARTMENT: DEPARTMENT OF FINANCE
DIVISION: PASSPORT OFFICE
ORG: 11171000

| ORG | OBJECT | DESCRIPTION | 2022 ACTUAL | 2023 ACTUAL | 2024 BUDGET PL 23-09 | 2025 DEPARTMENT SUBMISSION | 2025 GOVERNOR'S PROPOSAL |
|-----------------------------|--------|-------------------------------|----------------|----------------|----------------------------|----------------------------------|--------------------------------|
| 11171000 | 61000 | WAGES & SALARIES | 56,424 | 33,008 | 58,538 | 111,490 | 78,348 |
| 11171000 | 61010 | OVERTIME COMPENSATION | 0 | 123 | 0 | 0 | 0 |
| 11171000 | 61020 | HOLIDAY PAY | 0 | 830 | 0 | 0 | 0 |
| 11171000 | 62000 | FICA CONTRIBUTION | 3,498 | 2,106 | 0 | 6,912 | 4,858 |
| 11171000 | 62010 | MEDICARE CONTRIBUTION | 818 | 492 | 0 | 1,617 | 1,136 |
| 11171000 | 62200 | HEALTH INSURANCE PREMIUM | 0 | 0 | 0 | 124 | 0 |
| 11171000 | 62211 | PERSONNEL INSURANCE | 408 | 232 | 0 | 2,007 | 0 |
| TOTAL PERSONNEL | | | 61,148 | 36,789 | 58,538 | 122,150 | 84,342 |
| 11171000 | 63100 | REPAIR AND MAINTENANCE | 0 | 50 | 0 | 0 | 0 |
| 11171000 | 63300 | CLEANING SERVICES | 220 | 1,200 | 0 | 0 | 0 |
| 11171000 | 64090 | COMMUNICATIONS | 821 | 403 | 0 | 8,000 | 0 |
| 11171000 | 64100 | PRINTING AND PHOTOCOPYING | 0 | 180 | 0 | 5,000 | 0 |
| 11171000 | 64790 | RENTAL-OTHERS | 0 | 0 | 0 | 8,000 | 0 |
| 11171000 | 64800 | TRAVEL EXPENSES | 1,672 | 1,210 | 0 | 10,000 | 0 |
| 11171000 | 65000 | OFFICE SUPPLIES | 476 | 283 | 0 | 6,000 | 0 |
| 11171000 | 65010 | OPERATIONAL SUPPLIES | 2,403 | 1,366 | 0 | 7,000 | 0 |
| 11171000 | 65030 | FUEL & LUBRICATE | 0 | 0 | 0 | 3,000 | 0 |
| 11171000 | 65040 | OFFICE FURNITURE AND FIXTURES | 0 | 0 | 0 | 5,000 | 0 |
| 11171000 | 65900 | FREIGHT AND HANDLING | 4,557 | 1,325 | 0 | 6,500 | 0 |
| 11171000 | 66070 | TECHNOLOGY EQUIP | 950 | 0 | 0 | 10,000 | 0 |
| 11171000 | 69000 | OTHER EXPENSES | 0 | 92 | 602 | 0 | 0 |
| TOTAL OTHER EXPENSES | | | 11,099 | 6,110 | 602 | 68,500 | 0 |

COMMONWEALTH OF THE NORTHERN MARIANA ISLANDS

DEPARTMENT: DEPARTMENT OF FINANCE
DIVISION: PASSPORT OFFICE
ORG: 11171000

| ORG | OBJECT | DESCRIPTION | 2022 ACTUAL | 2023 ACTUAL | 2024 BUDGET PL 23-09 | 2025 DEPARTMENT SUBMISSION | 2025 GOVERNOR'S PROPOSAL |
|--|--------|-----------------------|----------------|----------------|----------------------------|----------------------------------|--------------------------------|
| 11171000 | 64060 | UTILITIES | 0 | 0 | 0 | 6,000 | 0 |
| TOTAL PERSONNEL, OTHER EXPENSES, AND UTILITIES | | | 72,247 | 42,899 | 59,140 | 196,650 | 84,342 |
| 11171000 | 69010 | PUBLIC AUDITOR 1% FEE | 2,111 | 370 | 591 | 0 | 843 |
| GRAND TOTAL | | | 74,358 | 43,269 | 59,731 | 196,650 | 85,185 |
| NUMBER OF POSITIONS | | | 4 | 3 | 3 | 4 | 3 |

GENERAL FUND

Budget Year: 2025

Department: Department of Finance
Division/Activity: Passport Office
Org Code: 11171000

| NOP | Job Class Code | Position | Employee | Employee Number | Personnel Status Code | Pay Grade/Step | Annual Salary | Allocation Percent | Allocation Salary | Total Fringe Benefits | Total |
|----------|----------------|------------------|---------------------------|-----------------|-----------------------|----------------|---------------|--------------------|-------------------|-----------------------|---------------|
| 1 | 1001 | ACCOUNTANT I | GUADALUPE MARIA C. SANTOS | 1616 | FT | PL10/1 | 23,394 | 87.50% | 20,470 | 1,566 | 22,036 |
| 1 | 1016 | PASSPORT MANAGER | JESSIELYNN T. QUITANO | 1758 | FT | | 51,066 | 87.50% | 44,683 | 3,418 | 48,101 |
| 1 | 0001 | ACCOUNT CLERK I | LEISCHENG TIP K. IGISAIAR | 4530 | PA | PL01/1 | 15,080 | 87.50% | 13,195 | 1,009 | 14,204 |
| 3 | | | | | | | | | 78,348 | 5,994 | 84,341 |

COMMONWEALTH OF THE NORTHERN MARIANA ISLANDS

DEPARTMENT: DEPARTMENT OF LABOR

DIVISION: SECRETARY OF LABOR

ORG: 11180100

| ORG | OBJECT | DESCRIPTION | 2022 ACTUAL | 2023 ACTUAL | 2024 BUDGET PL 23-09 | 2025 DEPARTMENT SUBMISSION | 2025 GOVERNOR'S PROPOSAL |
|------------------------|--------|----------------------------|----------------|----------------|----------------------------|----------------------------------|--------------------------------|
| 11180100 | 61000 | WAGES & SALARIES | 37,538 | 77,178 | 174,628 | 188,343 | 155,500 |
| 11180100 | 61010 | OVERTIME COMPENSATION | 631 | 0 | 0 | 0 | 0 |
| 11180100 | 61020 | HOLIDAY PAY | 68 | 1,363 | 0 | 0 | 0 |
| 11180100 | 62000 | FICA CONTRIBUTION | 2,667 | 4,869 | 0 | 11,677 | 9,641 |
| 11180100 | 62010 | MEDICARE CONTRIBUTION | 624 | 1,139 | 0 | 2,731 | 2,255 |
| 11180100 | 62100 | 401K EMPLOYER CONTRIBUTION | 423 | 1,281 | 0 | 0 | 3,198 |
| 11180100 | 62101 | RETIREMENT CONTRIBUTIONS | 333 | 0 | 0 | 0 | 0 |
| 11180100 | 62200 | HEALTH INSURANCE PREMIUM | 4,539 | 13,717 | 0 | 10,903 | 18,221 |
| 11180100 | 62211 | PERSONNEL INSURANCE | 484 | 754 | 0 | 3,390 | 1,507 |
| TOTAL PERSONNEL | | | 47,306 | 100,302 | 174,628 | 217,044 | 190,322 |
| 11180100 | 63000 | PROFESSIONAL SERVICES | 0 | 0 | 0 | 12,600 | 0 |
| 11180100 | 63100 | REPAIR AND MAINTENANCE | 0 | 0 | 0 | 12,000 | 0 |
| 11180100 | 63200 | PERSONNEL TRAINING COSTS | 0 | 0 | 0 | 8,000 | 0 |
| 11180100 | 63300 | CLEANING SERVICES | 0 | 0 | 0 | 29,700 | 0 |
| 11180100 | 64080 | DUES AND SUBSCRIPTIONS | 648 | 0 | 0 | 2,300 | 0 |
| 11180100 | 64090 | COMMUNICATIONS | 5,476 | 0 | 0 | 70,000 | 0 |
| 11180100 | 64100 | PRINTING AND PHOTOCOPYING | 2,946 | 0 | 0 | 600 | 0 |
| 11180100 | 64110 | ADVERTISING | 0 | 0 | 0 | 2,400 | 0 |
| 11180100 | 64800 | TRAVEL EXPENSES | 0 | 0 | 0 | 3,000 | 0 |
| 11180100 | 65000 | OFFICE SUPPLIES | 0 | 0 | 0 | 5,000 | 0 |
| 11180100 | 65010 | OPERATIONAL SUPPLIES | 660 | 0 | 0 | 6,000 | 0 |
| 11180100 | 65030 | FUEL & LUBRICATE | 0 | 0 | 0 | 2,400 | 0 |
| 11180100 | 65900 | FREIGHT AND HANDLING | 2,624 | 0 | 0 | 500 | 0 |

COMMONWEALTH OF THE NORTHERN MARIANA ISLANDS

DEPARTMENT: DEPARTMENT OF LABOR

DIVISION: SECRETARY OF LABOR

ORG: 11180100

| ORG | OBJECT | DESCRIPTION | 2022 ACTUAL | 2023 ACTUAL | 2024 BUDGET PL 23-09 | 2025 DEPARTMENT SUBMISSION | 2025 GOVERNOR'S PROPOSAL |
|---|--------|-----------------------|----------------|----------------|----------------------------|----------------------------------|--------------------------------|
| 11180100 | 69000 | OTHER EXPENSES | 0 | 0 | 1,796 | 0 | 0 |
| TOTAL OTHER EXPENSES | | | 12,354 | 0 | 1,796 | 154,500 | 0 |
| 11180100 | 64060 | UTILITIES | 0 | 0 | 0 | 72,000 | 0 |
| TOTAL PERSONNEL, OTHER EXPENSES, AND UTILITIES | | | 59,660 | 100,302 | 176,424 | 443,544 | 190,322 |
| 11180100 | 69010 | PUBLIC AUDITOR 1% FEE | 1,247 | 1,628 | 0 | 4,435 | 1,903 |
| GRAND TOTAL | | | 60,907 | 101,930 | 176,424 | 447,979 | 192,225 |
| NUMBER OF POSITIONS | | | 4 | 4 | 4 | 4 | 4 |

GENERAL FUND

Budget Year: 2025

Department: Department of Labor
Division/Activity: Secretary of Labor
Org Code: 11180100

| NOP | Job Class Code | Position | Employee | Employee Number | Personnel Status Code | Pay Grade/Step | Annual Salary | Allocation Percent | Allocation Salary | Total Fringe Benefits | Total |
|----------|----------------|---------------------------|--------------------------|-----------------|-----------------------|----------------|---------------|--------------------|-------------------|-----------------------|----------------|
| 1 | 9184 | SECRETARY OF LABOR | LEILA HAVEIA F. STAFFLER | 2898 | AP | UNG | 54,000 | 80% | 43,200 | 14,731 | 57,931 |
| 1 | 1016 | ADMINISTRATIVE OFFICER II | PATRICIA D. CAMACHO | 2114 | FT | PL13/9 | 40,012 | 87.50% | 35,010 | 2,678 | 37,689 |
| 1 | 1016 | ADMINISTRATIVE OFFICER II | RIOLANTE S. MOSTALES | 2242 | FT | PL13/12 | 46,319 | 87.50% | 40,529 | 10,081 | 50,610 |
| 1 | 0147 | EXECUTIVE SECRETARY | MARIA LEE L. TARROZA | 2279 | FT | PL14/9 | 42,012 | 87.50% | 36,761 | 7,332 | 44,093 |
| 4 | | | | | | | | | 155,500 | 34,822 | 190,322 |

COMMONWEALTH OF THE NORTHERN MARIANA ISLANDS

DEPARTMENT: DEPARTMENT OF LABOR
DIVISION: ADMINISTRATIVE HEARING OFFICE
ORG: 11180400

| ORG | OBJECT | DESCRIPTION | 2022 ACTUAL | 2023 ACTUAL | 2024 BUDGET PL 23-09 | 2025 DEPARTMENT SUBMISSION | 2025 GOVERNOR'S PROPOSAL |
|---|--------|----------------------------|----------------|----------------|----------------------------|----------------------------------|--------------------------------|
| 11180400 | 61000 | WAGES & SALARIES | 38,420 | 46,157 | 195,133 | 209,857 | 74,375 |
| 11180400 | 61020 | HOLIDAY PAY | 0 | 649 | 0 | 0 | 0 |
| 11180400 | 61200 | BOARD & OTHER COMPENSATION | 49 | 0 | 0 | 0 | 0 |
| 11180400 | 62000 | FICA CONTRIBUTION | 2,385 | 2,902 | 0 | 13,011 | 4,611 |
| 11180400 | 62010 | MEDICARE CONTRIBUTION | 558 | 679 | 0 | 3,043 | 1,078 |
| 11180400 | 62100 | 401K EMPLOYER CONTRIBUTION | 1,179 | 1,980 | 0 | 0 | 2,975 |
| 11180400 | 62200 | HEALTH INSURANCE PREMIUM | 1,096 | 1,773 | 0 | 8,313 | 3,049 |
| 11180400 | 62211 | PERSONNEL INSURANCE | 0 | 0 | 0 | 3,777 | 0 |
| TOTAL PERSONNEL | | | 43,687 | 54,140 | 195,133 | 238,001 | 86,088 |
| 11180400 | 63000 | PROFESSIONAL SERVICES | 0 | 0 | 0 | 6,500 | 0 |
| 11180400 | 63200 | PERSONNEL TRAINING COSTS | 0 | 0 | 0 | 2,500 | 0 |
| 11180400 | 64080 | DUES AND SUBSCRIPTIONS | 0 | 0 | 0 | 1,500 | 0 |
| 11180400 | 64090 | COMMUNICATIONS | 0 | 0 | 0 | 200 | 0 |
| 11180400 | 69000 | OTHER EXPENSES | 0 | 0 | 2,007 | 0 | 0 |
| TOTAL OTHER EXPENSES | | | 0 | 0 | 2,007 | 10,700 | 0 |
| 11180400 | 64060 | UTILITIES | 0 | 0 | 0 | 0 | 0 |
| TOTAL PERSONNEL, OTHER EXPENSES, AND UTILITIES | | | 43,687 | 54,140 | 197,140 | 248,701 | 86,088 |
| 11180400 | 69010 | PUBLIC AUDITOR 1% FEE | 900 | 1,259 | 0 | 2,487 | 861 |
| GRAND TOTAL | | | 44,587 | 55,398 | 197,140 | 251,188 | 86,949 |
| NUMBER OF POSITIONS | | | 3 | 2 | 2 | 3 | 3 |

GENERAL FUND

Budget Year: 2025

Department: Department of Labor
Division/Activity: Administrative Hearing Office
Org Code: 11180400

| NOP | Job Class Code | Position | Employee | Employee Number | Personnel Status Code | Pay Grade/Step | Annual Salary | Allocation Percent | Allocation Salary | Total Fringe Benefits | Total |
|----------|----------------|--------------------------------|-----------------------|-----------------|-----------------------|----------------|---------------|--------------------|-------------------|-----------------------|---------------|
| 1 | 1764 | CHIEF ADMIN. HEARING OFFICER | JACQUELINE A. NICOLAS | 2293 | ES | UNG | 85,000 | 87.50% | 74,375 | 11,714 | 86,089 |
| 1 | 1805 | ADMINISTRATIVE HEARING OFFICER | VACANT | | ES | UNG | 1 | 87.50% | 1 | 0 | 1 |
| 1 | 1012 | HEARING OFFICE CLERK II | VACANT | | FT | 09/7 | 1 | 87.50% | 1 | 0 | 1 |
| 3 | | | | | | | | | 74,377 | 11,714 | 86,091 |

COMMONWEALTH OF THE NORTHERN MARIANA ISLANDS

DEPARTMENT: DEPARTMENT OF LABOR

DIVISION: EMPLOYMENT SERVICES

ORG: 11180500

| ORG | OBJECT | DESCRIPTION | 2022 ACTUAL | 2023 ACTUAL | 2024 BUDGET PL 23-09 | 2025 DEPARTMENT SUBMISSION | 2025 GOVERNOR'S PROPOSAL |
|---|--------|----------------------------|----------------|----------------|----------------------------|----------------------------------|--------------------------------|
| 11180500 | 61000 | WAGES & SALARIES | 199,118 | 114,994 | 274,559 | 274,249 | 235,153 |
| 11180500 | 61010 | OVERTIME COMPENSATION | -451 | 9 | 0 | 0 | 0 |
| 11180500 | 61020 | HOLIDAY PAY | 0 | 1,937 | 0 | 0 | 0 |
| 11180500 | 61200 | BOARD & OTHER COMPENSATION | 1,170 | 0 | 0 | 0 | 0 |
| 11180500 | 62000 | FICA CONTRIBUTION | 12,391 | 7,223 | 0 | 17,003 | 14,579 |
| 11180500 | 62010 | MEDICARE CONTRIBUTION | 2,898 | 1,688 | 0 | 3,977 | 3,410 |
| 11180500 | 62100 | 401K EMPLOYER CONTRIBUTION | 530 | -683 | 0 | 1,137 | 948 |
| 11180500 | 62101 | RETIREMENT CONTRIBUTIONS | 10,913 | 9,206 | 0 | 19,094 | 13,405 |
| 11180500 | 62200 | HEALTH INSURANCE PREMIUM | 6,833 | 2,036 | 0 | 0 | 0 |
| 11180500 | 62211 | PERSONNEL INSURANCE | 1,851 | 1,515 | 0 | 4,936 | 3,094 |
| TOTAL PERSONNEL | | | 235,252 | 137,924 | 274,559 | 320,396 | 270,589 |
| 11180500 | 63100 | REPAIR AND MAINTENANCE | 0 | 0 | 0 | 3,289 | 0 |
| 11180500 | 65040 | FURNITURE & FIXTURES | 0 | 0 | 0 | 2,474 | 0 |
| 11180500 | 66070 | TECHNOLOGY EQUIP | 0 | 0 | 0 | 5,909 | 0 |
| 11180500 | 69000 | OTHER EXPENSES | 0 | 0 | 2,819 | 0 | 0 |
| TOTAL OTHER EXPENSES | | | 0 | 0 | 2,819 | 11,672 | 0 |
| 11180500 | 64060 | UTILITIES | 0 | 0 | 0 | 0 | 0 |
| TOTAL PERSONNEL, OTHER EXPENSES, AND UTILITIES | | | 235,252 | 137,924 | 277,378 | 332,068 | 270,589 |
| 11180500 | 69010 | PUBLIC AUDITOR 1% FEE | 1,568 | 2,738 | 0 | 3,321 | 2,706 |
| GRAND TOTAL | | | 236,819 | 140,662 | 277,378 | 335,389 | 273,295 |

COMMONWEALTH OF THE NORTHERN MARIANA ISLANDS

DEPARTMENT: DEPARTMENT OF LABOR

DIVISION: EMPLOYMENT SERVICES

ORG: 11180500

| ORG | OBJECT | DESCRIPTION | 2022 ACTUAL | 2023 ACTUAL | 2024 BUDGET PL 23-09 | 2025 DEPARTMENT SUBMISSION | 2025 GOVERNOR'S PROPOSAL |
|-----|--------|----------------------------|----------------|----------------|----------------------------|----------------------------------|--------------------------------|
| | | NUMBER OF POSITIONS | 10 | 9 | 9 | 8 | 8 |

GENERAL FUND

Budget Year: 2025

Department: Department of Labor
Division/Activity: Employment Services
Org Code: 11180500

| NOP | Job Class Code | Position | Employee | Employee Number | Personnel Status Code | Pay Grade/Step | Annual Salary | Allocation Percent | Allocation Salary | Total Fringe Benefits | Total |
|----------|----------------|--------------------------------|-------------------------|-----------------|-----------------------|----------------|---------------|--------------------|-------------------|-----------------------|----------------|
| 1 | 1115 | DIRECTOR EMPLOYMENT SERVICES | EUGENE A. TEBUTEB | 2272 | FT | PL18/9 | 51,066 | 87.50% | 44,683 | 3,418 | 48,101 |
| 1 | 1290 | JOB PLACEMENT ASSISTANT | OLINKA T. CABRERA | 2086 | FT | PL09/4 | 25,792 | 87.50% | 22,568 | 2,133 | 24,701 |
| 1 | 1291 | JOB PLACEMENT OFFICER | ALICIA B. AGULTO | 2120 | FT | PL13/6 | 34,564 | 87.50% | 30,243 | 2,858 | 33,101 |
| 1 | 1291 | JOB PLACEMENT OFFICER | MANASES I. IGUEL | 2219 | FT | PL13/6 | 34,564 | 87.50% | 30,243 | 2,858 | 33,101 |
| 1 | 0210 | LABOR CERTFCATION TECH I | LABIAN MARIE G. MUNA | 2162 | FT | PL04/5 | 21,219 | 87.50% | 18,567 | 1,420 | 19,987 |
| 1 | 1315 | LABOR CERTIFICATION SUPERVISOR | JAMES M. ULLOA | 2095 | FT | PL15/12 | 51,066 | 87.50% | 44,683 | 17,627 | 62,310 |
| 1 | 1320 | LABOR CERTIFICATION WORKER I | DENNIS D. CABRERA | 2265 | FT | PL08/6 | 27,082 | 87.50% | 23,696 | 3,187 | 26,883 |
| 1 | 0211 | LABOR CERTFCATION TECH II | ELAINE MARIE K. ROSARIO | 2234 | FT | PL05/6 | 23,394 | 87.50% | 20,470 | 1,934 | 22,404 |
| 8 | | | | | | | | | 235,153 | 35,436 | 270,589 |

COMMONWEALTH OF THE NORTHERN MARIANA ISLANDS

DEPARTMENT: DEPARTMENT OF LABOR
DIVISION: LABOR ENFORCEMENT FUND
ORG: 11180700

| ORG | OBJECT | DESCRIPTION | 2022 ACTUAL | 2023 ACTUAL | 2024 BUDGET PL 23-09 | 2025 DEPARTMENT SUBMISSION | 2025 GOVERNOR'S PROPOSAL |
|---|--------|----------------------------|----------------|----------------|----------------------------|----------------------------------|--------------------------------|
| 11180700 | 61000 | WAGES & SALARIES | 437 | 82,272 | 189,270 | 263,043 | 179,548 |
| 11180700 | 61020 | HOLIDAY PAY | 0 | 2,148 | 0 | 0 | 0 |
| 11180700 | 62000 | FICA CONTRIBUTION | 27 | 5,097 | 0 | 16,309 | 11,132 |
| 11180700 | 62010 | MEDICARE CONTRIBUTION | 6 | 1,222 | 0 | 3,814 | 2,603 |
| 11180700 | 62100 | 401K EMPLOYER CONTRIBUTION | 0 | 1,204 | 0 | 1,016 | 1,919 |
| 11180700 | 62200 | HEALTH INSURANCE PREMIUM | 0 | 8,574 | 0 | 6,207 | 16,496 |
| 11180700 | 62211 | PERSONNEL INSURANCE | 7 | 786 | 0 | 4,735 | 1,371 |
| TOTAL PERSONNEL | | | 478 | 101,302 | 189,270 | 295,124 | 213,069 |
| 11180700 | 63200 | PERSONNEL TRAINING COSTS | 0 | 0 | 0 | 9,750 | 0 |
| 11180700 | 64100 | PRINTING AND PHOTOCOPYING | 0 | 0 | 0 | 1,850 | 0 |
| 11180700 | 66060 | VEHICLES | 0 | 0 | 0 | 47,000 | 0 |
| 11180700 | 69000 | OTHER EXPENSES | 0 | 0 | 1,947 | 0 | 0 |
| TOTAL OTHER EXPENSES | | | 0 | 0 | 1,947 | 58,600 | 0 |
| 11180700 | 64060 | UTILITIES | 0 | 0 | 0 | 0 | 0 |
| TOTAL PERSONNEL, OTHER EXPENSES, AND UTILITIES | | | 478 | 101,302 | 191,217 | 353,724 | 213,069 |
| 11180700 | 69010 | PUBLIC AUDITOR 1% FEE | 1,502 | 1,526 | 0 | 3,537 | 2,131 |
| GRAND TOTAL | | | 1,980 | 102,828 | 191,217 | 357,261 | 215,200 |
| NUMBER OF POSITIONS | | | 5 | 5 | 7 | 7 | 7 |

GENERAL FUND

Budget Year: 2025

Department: Department of Labor
Division/Activity: Labor Enforcement Fund
Org Code: 11180700

| NOP | Job Class Code | Position | Employee | Employee Number | Personnel Status Code | Pay Grade/Step | Annual Salary | Allocation Percent | Allocation Salary | Total Fringe Benefits | Total |
|----------|----------------|--------------------------------------|---------------------------|-----------------|-----------------------|----------------|---------------|--------------------|-------------------|-----------------------|----------------|
| 1 | 1125 | DIRECTOR ENFRMNT & COMPLIANCE | VACANT | | FT | PL20/1 | 38,106 | 87.50% | 33,343 | 2,551 | 35,894 |
| 1 | 1125 | ACTING DIRECTOR ENFRMNT & COMPLIANCE | JEFFREY T. CAMACHO | 2116 | FT | PL20/4 | 44,113 | 70% | 30,879 | 10,724 | 41,603 |
| 1 | 1022 | ADMINISTRATIVE SPECIALIST II | LENICE D. KAPILEO | 2231 | FT | PL09/6 | 28,436 | 70% | 19,905 | 1,881 | 21,786 |
| 1 | 1328 | LABR LAW ENFRMNT SPICALIST II | JULIE S. TEBUTEB | 2144 | FT | PL12/1 | 25,792 | 87.50% | 22,568 | 2,629 | 25,197 |
| 1 | 1329 | LABR LAW ENFRMNT SPICALST III | NORLANE ARLENE V. RAFANAN | 2283 | FT | PL14/6 | 36,292 | 70% | 25,404 | 5,856 | 31,261 |
| 1 | 1329 | LABR LAW ENFRMNT SPICALST III | NORMAN ALVIN S. RASIANG | 2232 | FT | PL14/1 | 28,436 | 87.50% | 24,881 | 8,154 | 33,035 |
| 1 | 1328 | LABR LAW ENFRMNT SPICALIST II | MAGIC B. CABRERA | 6104 | FT | PL12/1 | 25,792 | 87.50% | 22,568 | 1,726 | 24,294 |
| 7 | | | | | | | | | 179,548 | 33,522 | 213,070 |

COMMONWEALTH OF THE NORTHERN MARIANA ISLANDS

DEPARTMENT: DEPARTMENT OF LANDS AND NATURAL RESOURCES

DIVISION: SECRETARY OF DLNR

ORG: 11190100

| ORG | OBJECT | DESCRIPTION | 2022 | 2023 | 2024 | 2025 | 2025 |
|---|--------|----------------------------|----------------|----------------|--------------------|--------------------------|------------------------|
| | | | ACTUAL | ACTUAL | BUDGET PL 23-09 | DEPARTMENT SUBMISSION | GOVERNOR'S PROPOSAL |
| 11190100 | 61000 | WAGES & SALARIES | 128,956 | 92,714 | 323,012 | 284,726 | 237,271 |
| 11190100 | 61020 | HOLIDAY PAY | 0 | 2,727 | 0 | 0 | 0 |
| 11190100 | 62000 | FICA CONTRIBUTION | 7,995 | 5,917 | 0 | 17,653 | 14,711 |
| 11190100 | 62010 | MEDICARE CONTRIBUTION | 1,870 | 1,384 | 0 | 4,129 | 3,440 |
| 11190100 | 62100 | 401K EMPLOYER CONTRIBUTION | 0 | 655 | 0 | 0 | 1,270 |
| 11190100 | 62101 | RETIREMENT CONTRIBUTIONS | 0 | 6,682 | 0 | 0 | 15,704 |
| 11190100 | 62200 | HEALTH INSURANCE PREMIUM | 10,309 | 11,559 | 0 | 17,424 | 14,288 |
| 11190100 | 62211 | PERSONNEL INSURANCE | 1,556 | 976 | 0 | 5,125 | 1,175 |
| TOTAL PERSONNEL | | | 150,686 | 122,614 | 323,012 | 329,057 | 287,859 |
| 11190100 | 63100 | REPAIR AND MAINTENANCE | 0 | 150 | 0 | 2,500 | 0 |
| 11190100 | 64090 | COMMUNICATIONS | 0 | 0 | 0 | 7,700 | 0 |
| 11190100 | 64100 | PRINTING AND PHOTOCOPYING | 40 | 0 | 0 | 0 | 0 |
| 11190100 | 64790 | RENTAL-OTHERS | 65 | 0 | 0 | 0 | 0 |
| 11190100 | 64800 | TRAVEL EXPENSES | 6,384 | 0 | 0 | 0 | 0 |
| 11190100 | 65000 | OFFICE SUPPLIES | 40 | 839 | 0 | 2,500 | 0 |
| 11190100 | 65010 | OPERATIONAL SUPPLIES | 642 | 1,314 | 0 | 2,500 | 0 |
| 11190100 | 65030 | FUEL & LUBRICATE | 0 | 0 | 0 | 1,500 | 0 |
| 11190100 | 65900 | FREIGHT AND HANDLING | 1,000 | 0 | 0 | 0 | 0 |
| 11190100 | 69000 | OTHER EXPENSES | 0 | 0 | 3,318 | 0 | 0 |
| TOTAL OTHER EXPENSES | | | 8,171 | 2,303 | 3,318 | 16,700 | 0 |
| 11190100 | 64060 | UTILITIES | 0 | 0 | 0 | 5,800 | 0 |
| TOTAL PERSONNEL, OTHER EXPENSES, AND UTILITIES | | | 158,858 | 124,917 | 326,330 | 351,557 | 287,859 |

COMMONWEALTH OF THE NORTHERN MARIANA ISLANDS

DEPARTMENT: DEPARTMENT OF LANDS AND NATURAL RESOURCES

DIVISION: SECRETARY OF DLNR

ORG: 11190100

| ORG | OBJECT | DESCRIPTION | 2022 ACTUAL | 2023 ACTUAL | 2024 BUDGET PL 23-09 | 2025 DEPARTMENT SUBMISSION | 2025 GOVERNOR'S PROPOSAL |
|----------------------------|--------|-----------------------|----------------|----------------|----------------------------|----------------------------------|--------------------------------|
| 11190100 | 69010 | PUBLIC AUDITOR 1% FEE | 1,309 | 3,347 | 0 | 210 | 2,879 |
| GRAND TOTAL | | | 160,167 | 128,264 | 326,330 | 351,767 | 290,738 |
| NUMBER OF POSITIONS | | | 6 | 6 | 6 | 6 | 6 |

Budget Year: 2025

Department: Department of Lands & Natural Resources
Division/Activity: Secretary of DLNR
Org Code: 11190100

| NOP | Job Class Code | Position | Employee | Employee Number | Personnel Status Code | Pay Grade/Step | Annual Salary | Allocation Percent | Allocation Salary | Total Fringe Benefits | Total |
|----------|----------------|------------------------------|-----------------------|-----------------|-----------------------|----------------|---------------|--------------------|-------------------|-----------------------|----------------|
| 1 | 9165 | SECRETARY OF DLNR | SYLVAN O. IGISOMAR | 5908 | AP | UNG | 48,000 | 87.5% | 42,000 | 26,061 | 68,061 |
| 1 | 1015 | ADMINISTRATIVE OFFICER I | JOSEPH K. RUAK | 1291 | FT | PL11/9 | 36,292 | 87.5% | 31,755 | 10,843 | 42,599 |
| 1 | 1017 | ADMINISTRATIVE OFFICER III | TINA MARIE L. CAMACHO | 1368 | FT | PL15/4 | 34,564 | 87.5% | 30,243 | 2,858 | 33,101 |
| 1 | 2551 | ANIMAL HEALTH CLINIC MANAGER | LAUREN CABRERA | NEW | ES | UNG | 56,000 | 87.5% | 49,000 | 3,749 | 52,749 |
| 1 | 0147 | EXECUTIVE SECRETARY | JO ANN T. SABLAN | 1407 | FT | PL14/8 | 40,012 | 87.5% | 35,010 | 3,308 | 38,319 |
| 1 | 9222 | SPECIAL ADVISOR | FLOYD R. MASGA | 5984 | ES | UNG | 56,300 | 87.5% | 49,263 | 3,769 | 53,031 |
| 6 | | | | | | | | | 237,271 | 50,587 | 287,859 |

COMMONWEALTH OF THE NORTHERN MARIANA ISLANDS

DEPARTMENT: DEPARTMENT OF LANDS AND NATURAL RESOURCES

DIVISION: AGRICULTURE

ORG: 11190700

| ORG | OBJECT | DESCRIPTION | 2022 | 2023 | 2024 | 2025 | 2025 |
|-----------------------------|--------------|----------------------------|----------------|----------------|--------------------|--------------------------|------------------------|
| | | | ACTUAL | ACTUAL | BUDGET PL 23-09 | DEPARTMENT SUBMISSION | GOVERNOR'S PROPOSAL |
| 11190700 | 61000 | WAGES & SALARIES | 161,149 | 181,154 | 489,416 | 516,440 | 436,173 |
| 11190700 | 61010 | OVERTIME COMPENSATION | 0 | 215 | 0 | 0 | 0 |
| 11190700 | 61020 | HOLIDAY PAY | 0 | 4,851 | 0 | 0 | 0 |
| 11190700 | 62000 | FICA CONTRIBUTION | 9,990 | 11,546 | 0 | 32,019 | 27,043 |
| 11190700 | 62010 | MEDICARE CONTRIBUTION | 2,336 | 2,700 | 0 | 7,488 | 6,325 |
| 11190700 | 62100 | 401K EMPLOYER CONTRIBUTION | 0 | 465 | 0 | 0 | 2,431 |
| 11190700 | 62200 | HEALTH INSURANCE PREMIUM | 20,624 | 26,427 | 0 | 23,861 | 35,371 |
| 11190700 | 62211 | PERSONNEL INSURANCE | 2,218 | 2,615 | 0 | 9,296 | 6,445 |
| TOTAL PERSONNEL | | | 196,317 | 229,972 | 489,416 | 589,104 | 513,788 |
| 11190700 | 63000 | PROFESSIONAL SERVICES | 0 | 0 | 0 | 40,000 | 0 |
| 11190700 | 63100 | REPAIR AND MAINTENANCE | 27 | 0 | 0 | 20,000 | 0 |
| 11190700 | 63200 | PERSONNEL TRAINING COSTS | 0 | 0 | 0 | 5,000 | 0 |
| 11190700 | 64040 | LICENSES AND FEES | 0 | 0 | 0 | 1,000 | 0 |
| 11190700 | 64090 | COMMUNICATIONS | 0 | 0 | 0 | 5,000 | 0 |
| 11190700 | 64110 | ADVERTISING | 0 | 0 | 0 | 500 | 0 |
| 11190700 | 64800 | TRAVEL EXPENSES | 299 | 667 | 0 | 0 | 0 |
| 11190700 | 65000 | OFFICE SUPPLIES | 0 | 0 | 0 | 1,000 | 0 |
| 11190700 | 65010 | OPERATIONAL SUPPLIES | 0 | 0 | 0 | 2,000 | 0 |
| 11190700 | 65030 | FUEL & LUBRICATE | 0 | 0 | 0 | 20,000 | 0 |
| 11190700 | 69000 | OTHER EXPENSES | 0 | 0 | 5,034 | 0 | 0 |
| TOTAL OTHER EXPENSES | | | 326 | 667 | 5,034 | 94,500 | 0 |
| 11190700 | 64060 | UTILITIES | 0 | 0 | 0 | 100,000 | 0 |

COMMONWEALTH OF THE NORTHERN MARIANA ISLANDS

DEPARTMENT: DEPARTMENT OF LANDS AND NATURAL RESOURCES

DIVISION: AGRICULTURE

ORG: 11190700

| ORG | OBJECT | DESCRIPTION | 2022 ACTUAL | 2023 ACTUAL | 2024 BUDGET PL 23-09 | 2025 DEPARTMENT SUBMISSION | 2025 GOVERNOR'S PROPOSAL |
|--|--------|-----------------------|----------------|----------------|----------------------------|----------------------------------|--------------------------------|
| TOTAL PERSONNEL, OTHER EXPENSES, AND UTILITIES | | | 196,643 | 230,639 | 494,450 | 783,604 | 513,788 |
| 11190700 | 69010 | PUBLIC AUDITOR 1% FEE | 3,188 | 4,897 | 0 | 1,945 | 5,138 |
| GRAND TOTAL | | | 199,831 | 235,537 | 494,450 | 785,549 | 518,926 |
| NUMBER OF POSITIONS | | | 20 | 20 | 18 | 18 | 18 |

Budget Year: 2025

Department: Department of Lands & Natural Resources
Division/Activity: Agriculture
Org Code: 11190700

| NOP | Job Class Code | Position | Employee | Employee Number | Personnel Status Code | Pay Grade/Step | Annual Salary | Allocation Percent | Allocation Salary | Total Fringe Benefits | Total |
|-----------|----------------|--------------------------------|---------------------------|-----------------|-----------------------|----------------|---------------|--------------------|-------------------|-----------------------|----------------|
| 1 | 1129 | DIRECTOR AGRICULTURE | JOAQUIN T. OGUMORO | 1276 | FT | PL20/10 | 59,116 | 87.5% | 51,726 | 4,888 | 56,614 |
| 1 | 0023 | ADMINISTRATIVE ASSISTANT | LUCRETIA S. CAMACHO | 1403 | FT | PL05/6 | 23,394 | 87.5% | 20,470 | 1,934 | 22,404 |
| 1 | 1015 | ADMINISTRATIVE OFFICER I | MARIE-LINDA L. CRISOSTOMO | 1305 | FT | PL11/10 | 38,106 | 87.5% | 33,343 | 4,485 | 37,828 |
| 1 | 1017 | ADMINISTRATIVE OFFICER III | JOSEPHINE C. BASA | 1295 | FT | PL15/9 | 44,113 | 87.5% | 38,599 | 10,791 | 49,390 |
| 1 | 4001 | AGRIC. EXTENSION AGENT I | ABRAHAM C. CASTRO | 1318 | FT | PL06/5 | 23,394 | 87.5% | 20,470 | 5,051 | 25,521 |
| 1 | 4001 | AGRIC. EXTENSION AGENT I | NORMA B. CARAYOAN | 1354 | FT | PL06/2 | 20,209 | 87.5% | 17,683 | 5,156 | 22,839 |
| 1 | 4003 | AGRIC. EXTENSION AGENT III | AUGUSTIN C. AGUON | 1290 | FT | PL11/5 | 29,857 | 87.5% | 26,125 | 9,613 | 35,738 |
| 1 | 4058 | ANIMAL HEALTH CLINIC ASSISTANT | JUAN L. TAMAN | 1436 | FT | PL02/6 | 20,209 | 87.5% | 17,683 | 1,353 | 19,035 |
| 1 | 4068 | ANIMAL HEALTH CLINIC TECH. | SOLEDAD F. CASTRO | 1411 | FT | PL04/5 | 21,219 | 87.5% | 18,567 | 5,240 | 23,806 |
| 1 | 4098 | ANIMAL HEALTH SPECIALIST I | VACANT | | PB | PL11/2 | 1 | 87.5% | 1 | 0 | 1 |
| 1 | 0057 | CLERK TYPIST III | PAULA L. TEREGEYO | 1396 | FT | PL03/5 | 20,209 | 87.5% | 17,683 | 1,671 | 19,354 |
| 1 | 0057 | CLERK TYPIST III | TISHA B. MAGOFNA | 1333 | FT | PL03/5 | 20,209 | 87.5% | 17,683 | 1,671 | 19,354 |
| 1 | 8394 | EQUIPMENT OPERATOR III | RUDOLFO T. BASALISO | 3891 | FT | PL03/7 | 22,280 | 87.5% | 19,495 | 1,491 | 20,986 |
| 1 | 4934 | FARMERS/RANCHERS COORDINATOR | LAUREON C. PANGELINAN | 4500 | LT | UNG | 40,000 | 87.5% | 35,000 | 6,793 | 41,793 |
| 1 | 1235 | FEDRAL PRGRAM COORDINATOR III | CHARLES C. AISEAM | 4213 | FT | PL13/6 | 34,564 | 68% | 23,503 | 2,221 | 25,724 |
| 1 | 4201 | FORESTER II | FRANK S. ADA | 1272 | FT | PL11/6 | 31,350 | 87.5% | 27,431 | 3,690 | 31,121 |
| 1 | 8819 | TRADES SPECIALIST II | JOHANES R. SELBART | 1285 | FT | PL13/6 | 34,564 | 87.5% | 30,243 | 10,002 | 40,245 |
| 1 | 8807 | TRADES TECHNICIAN I | LUWEMAL MICARIO I. LISUA | 3815 | FT | PL05/6 | 23,394 | 87.5% | 20,470 | 1,566 | 22,036 |
| 18 | | | | | | | | | 436,173 | 77,615 | 513,788 |

COMMONWEALTH OF THE NORTHERN MARIANA ISLANDS

DEPARTMENT: DEPARTMENT OF LANDS AND NATURAL RESOURCES

DIVISION: FISH AND WILDLIFE SAIPAN

ORG: 11190800

| ORG | OBJECT | DESCRIPTION | 2022 | 2023 | 2024 | 2025 | 2025 |
|-----------------------------|--------------|----------------------------|----------------|----------------|--------------------|--------------------------|------------------------|
| | | | ACTUAL | ACTUAL | BUDGET PL 23-09 | DEPARTMENT SUBMISSION | GOVERNOR'S PROPOSAL |
| 11190800 | 61000 | WAGES & SALARIES | 147,355 | 116,915 | 404,850 | 434,807 | 208,643 |
| 11190800 | 61010 | OVERTIME COMPENSATION | 0 | 196 | 0 | 0 | 0 |
| 11190800 | 61020 | HOLIDAY PAY | 0 | 624 | 0 | 0 | 0 |
| 11190800 | 62000 | FICA CONTRIBUTION | 9,226 | 7,308 | 0 | 26,958 | 12,936 |
| 11190800 | 62010 | MEDICARE CONTRIBUTION | 2,158 | 1,707 | 0 | 6,305 | 3,025 |
| 11190800 | 62100 | 401K EMPLOYER CONTRIBUTION | 731 | 891 | 0 | 11,760 | 1,738 |
| 11190800 | 62101 | RETIREMENT CONTRIBUTIONS | 570 | 0 | 0 | 0 | 0 |
| 11190800 | 62200 | HEALTH INSURANCE PREMIUM | 14,009 | 10,467 | 0 | 140,258 | 0 |
| 11190800 | 62211 | PERSONNEL INSURANCE | 1,297 | 1,017 | 0 | 7,827 | 448 |
| 11190800 | 62500 | SUBSISTANCE-HOUSING | 7,000 | 0 | 0 | 0 | 0 |
| TOTAL PERSONNEL | | | 182,348 | 139,125 | 404,850 | 627,915 | 226,790 |
| 11190800 | 63100 | REPAIR AND MAINTENANCE | 0 | 0 | 0 | 15,000 | 0 |
| 11190800 | 63300 | CLEANING SERVICES | 0 | 0 | 0 | 2,500 | 0 |
| 11190800 | 64090 | COMMUNICATIONS | 0 | 0 | 0 | 7,800 | 0 |
| 11190800 | 64800 | TRAVEL EXPENSES | 3,213 | 0 | 0 | 0 | 0 |
| 11190800 | 65000 | OFFICE SUPPLIES | 0 | 0 | 0 | 2,500 | 0 |
| 11190800 | 65010 | OPERATIONAL SUPPLIES | 0 | 100 | 0 | 5,000 | 0 |
| 11190800 | 65030 | FUEL & LUBRICATE | 0 | 0 | 0 | 7,200 | 0 |
| 11190800 | 69000 | OTHER EXPENSES | 0 | 0 | 4,158 | 0 | 0 |
| 11190800 | 69020 | SETTLEMENT AGST GOVERNMENT | 47,000 | 0 | 0 | 0 | 0 |
| TOTAL OTHER EXPENSES | | | 50,213 | 100 | 4,158 | 40,000 | 0 |
| 11190800 | 64060 | UTILITIES | 6,202 | 0 | 0 | 14,400 | 0 |

COMMONWEALTH OF THE NORTHERN MARIANA ISLANDS

DEPARTMENT: DEPARTMENT OF LANDS AND NATURAL RESOURCES

DIVISION: FISH AND WILDLIFE SAIPAN

ORG: 11190800

| ORG | OBJECT | DESCRIPTION | 2022 ACTUAL | 2023 ACTUAL | 2024 BUDGET PL 23-09 | 2025 DEPARTMENT SUBMISSION | 2025 GOVERNOR'S PROPOSAL |
|--|--------|-----------------------|----------------|----------------|----------------------------|----------------------------------|--------------------------------|
| TOTAL PERSONNEL, OTHER EXPENSES, AND UTILITIES | | | 238,763 | 139,224 | 409,008 | 682,315 | 226,790 |
| 11190800 | 69010 | PUBLIC AUDITOR 1% FEE | 4,276 | 2,713 | 0 | 544 | 2,268 |
| GRAND TOTAL | | | 243,039 | 141,938 | 409,008 | 682,859 | 229,058 |
| NUMBER OF POSITIONS | | | 14 | 14 | 14 | 15 | 14 |

Budget Year: 2025

Department: Department of Lands & Natural Resources
Division/Activity: Fish & Wildlife - Saipan
Org Code: 11190800

| NOP | Job Class Code | Position | Employee | Employee Number | Personnel Status Code | Pay Grade/Step | Annual Salary | Allocation Percent | Allocation Salary | Total Fringe Benefits | Total |
|-----------|----------------|---------------------------|--------------------|-----------------|-----------------------|----------------|---------------|--------------------|-------------------|-----------------------|----------------|
| 1 | 4139 | DIRECTOR FISH & WILDLIFE | VACANT | | PB | PL20/12 | 65,175 | 87.5% | 57,028 | 4,363 | 61,391 |
| 1 | 6017 | CONSERVATION INSPECTOR I | FRANCO D. FLORES | 1437 | FT | PL03/8 | 23,394 | 87.5% | 20,470 | 1,566 | 22,036 |
| 1 | 6018 | CONSERVATION INSPECTOR II | JESSE S. BORJA | 1288 | FT | PL04/9 | 25,792 | 87.5% | 22,568 | 1,726 | 24,294 |
| 1 | 6021 | CONSERVATION OFFICER I | ESTEVEN . TENORIO | 1374 | FT | PL10/5 | 28,436 | 87.5% | 24,881 | 3,347 | 28,228 |
| 1 | 6021 | CONSERVATION OFFICER I | JUANET A. CAMACHO | 1393 | FT | PL10/3 | 25,792 | 87.5% | 22,568 | 1,726 | 24,294 |
| 1 | 6021 | CONSERVATION OFFICER I | VACANT | | PB | PL10/3 | 1 | 87.5% | 1 | 0 | 1 |
| 1 | 6021 | CONSERVATION OFFICER I | VACANT | | PB | PL10/1 | 1 | 87.5% | 1 | 0 | 1 |
| 1 | 6021 | CONSERVATION OFFICER I | VACANT | | PB | PL10/1 | 1 | 87.5% | 1 | 0 | 1 |
| 1 | 6021 | CONSERVATION OFFICER I | VACANT | | PB | PL10/1 | 1 | 87.5% | 1 | 0 | 1 |
| 1 | 6021 | CONSERVATION OFFICER I | VACANT | | PB | PL10/1 | 1 | 87.5% | 1 | 0 | 1 |
| 1 | 6021 | CONSERVATION OFFICER I | VACANT | | PB | PL10/1 | 1 | 87.5% | 1 | 0 | 1 |
| 1 | 6021 | CONSERVATION OFFICER I | VACANT | | PB | PL10/1 | 1 | 87.5% | 1 | 0 | 1 |
| 1 | 6021 | CONSERVATION OFFICER I | VACANT | | PB | PL10/1 | 1 | 87.5% | 1 | 0 | 1 |
| 1 | 6023 | CONSERVATION OFFICER III | IGNACIO I. YIFTHEG | 4642 | FT | PL14/12 | 48,635 | 87.5% | 42,555 | 3,255 | 45,811 |
| 1 | 6015 | CONSERVATION TRAINEE | KIM R. LISUA | 1399 | FT | PL01/8 | 21,219 | 87.5% | 18,567 | 2,163 | 20,730 |
| 14 | | | | | | | | | 208,643 | 18,147 | 226,790 |

COMMONWEALTH OF THE NORTHERN MARIANA ISLANDS

DEPARTMENT: DEPARTMENT OF LANDS AND NATURAL RESOURCES

DIVISION: PARKS AND RECREATION SAIPAN

ORG: 11190400

| ORG | OBJECT | DESCRIPTION | 2022 | 2023 | 2024 | 2025 | 2025 |
|---|--------|----------------------------|---------------|----------------|--------------------|--------------------------|------------------------|
| | | | ACTUAL | ACTUAL | BUDGET PL 23-09 | DEPARTMENT SUBMISSION | GOVERNOR'S PROPOSAL |
| 11190400 | 61000 | WAGES & SALARIES | 0 | 233,419 | 536,897 | 958,915 | 449,011 |
| 11190400 | 61010 | OVERTIME COMPENSATION | 0 | 244 | 0 | 0 | 0 |
| 11190400 | 61020 | HOLIDAY PAY | 0 | 9,501 | 0 | 0 | 0 |
| 11190400 | 62000 | FICA CONTRIBUTION | 0 | 15,076 | 0 | 59,453 | 27,839 |
| 11190400 | 62010 | MEDICARE CONTRIBUTION | 0 | 3,526 | 0 | 13,904 | 6,511 |
| 11190400 | 62100 | 401K EMPLOYER CONTRIBUTION | 0 | 966 | 0 | 8,330 | 1,666 |
| 11190400 | 62200 | HEALTH INSURANCE PREMIUM | 0 | 23,654 | 0 | 30,453 | 28,662 |
| 11190400 | 62211 | PERSONNEL INSURANCE | 0 | 2,895 | 0 | 17,260 | 5,317 |
| TOTAL PERSONNEL | | | 0 | 289,281 | 536,897 | 1,088,315 | 519,006 |
| 11190400 | 63000 | PROFESSIONAL SERVICES | 0 | 3,501 | 0 | 0 | 0 |
| 11190400 | 63100 | REPAIR AND MAINTENANCE | 596 | 0 | 0 | 80,000 | 0 |
| 11190400 | 64090 | COMMUNICATIONS | 0 | 0 | 0 | 4,200 | 0 |
| 11190400 | 65000 | OFFICE SUPPLIES | 0 | 0 | 0 | 10,000 | 0 |
| 11190400 | 65010 | OPERATIONAL SUPPLIES | 3,738 | 0 | 0 | 50,000 | 0 |
| 11190400 | 65030 | FUEL & LUBRICATE | 6,772 | 0 | 0 | 72,000 | 0 |
| 11190400 | 69000 | OTHER EXPENSES | 0 | 0 | 5,507 | 0 | 0 |
| TOTAL OTHER EXPENSES | | | 11,105 | 3,501 | 5,507 | 216,200 | 0 |
| 11190400 | 64060 | UTILITIES | 0 | 0 | 0 | 12,000 | 0 |
| TOTAL PERSONNEL, OTHER EXPENSES, AND UTILITIES | | | 11,105 | 292,781 | 542,404 | 1,316,515 | 519,006 |
| 11190400 | 69010 | PUBLIC AUDITOR 1% FEE | 0 | 8,444 | 0 | 22,820 | 5,190 |
| GRAND TOTAL | | | 11,105 | 301,225 | 542,404 | 1,339,335 | 524,196 |
| NUMBER OF POSITIONS | | | 40 | 40 | 40 | 40 | 40 |

Budget Year: 2025

Department: Department of Lands & Natural Resources
Division/Activity: Parks & Recreation - Saipan
Org Code: 11190400

| NOP | Job Class Code | Position | Employee | Employee Number | Personnel Status Code | Pay Grade/Step | Annual Salary | Allocation Percent | Allocation Salary | Total Fringe Benefits | Total |
|-----|----------------|--------------------------------|----------------------------|-----------------|-----------------------|----------------|---------------|--------------------|-------------------|-----------------------|----------------|
| 1 | 8224 | DIRECTOR PARKS & RECREATION | MICHAEL A. CRUZ | 3444 | PB | PL19/1 | 36,292 | 50% | 18,146 | 1,388 | 19,534 |
| 1 | 1016 | ADMINISTRATIVE OFFICER II | EMILY I. MACARANAS | 1401 | FT | PL13/7 | 36,292 | 50% | 18,146 | 4,183 | 22,329 |
| 1 | 1022 | ADMINISTRATIVE SPECIALIST II | ELISA M. BORJA | 1310 | FT | PL09/12 | 38,106 | 50% | 19,053 | 5,372 | 24,426 |
| 1 | 8133 | BUILDING MAINTENANCE MAN | MANUEL S. CABRERA JR | 1323 | FT | PL03/7 | 22,280 | 50% | 11,140 | 1,053 | 12,193 |
| 1 | 8307 | ELECTRICAL FOREMAN I | JOAQUIN M. CAMACHO | 1375 | FT | PL06/10 | 29,857 | 50% | 14,929 | 1,411 | 16,339 |
| 1 | 8382 | EQPT MAINTENANCE SUPRINTENDENT | ELLERY B. CRUZ | 4007 | PB | PL17/6 | 42,012 | 50% | 21,006 | 1,607 | 22,613 |
| 1 | 8393 | EQUIPMENT OPERATOR II | IKE FERNANDO B. AGULTO | 1328 | FT | PL02/7 | 21,219 | 50% | 10,610 | 1,003 | 11,612 |
| 1 | 8393 | EQUIPMENT OPERATOR II | MICHAEL JOSEPH M. PALACIOS | 1384 | FT | PL02/3 | 17,457 | 50% | 8,728 | 825 | 9,553 |
| 1 | 8394 | EQUIPMENT OPERATOR III | BRANDON C. INDALECIO | 1327 | FT | PL03/8 | 23,394 | 50% | 11,697 | 1,105 | 12,802 |
| 1 | 8394 | EQUIPMENT OPERATOR III | LARRY M. SEBAKLIM | 1422 | FT | PL03/12 | 28,436 | 50% | 14,218 | 1,344 | 15,561 |
| 1 | 8561 | GROUND MAINTENANCE FOREMAN I | ANTHONY S. BENAVENTE JR. | 6173 | PB | PL06/3 | 21,219 | 50% | 10,610 | 812 | 11,421 |
| 1 | 8561 | GROUND MAINTENANCE FOREMAN I | MICHAEL A. REYES | 1316 | FT | PL06/8 | 27,082 | 50% | 13,541 | 4,851 | 18,392 |
| 1 | 7095 | LABORER I | AUSTIN JOHN K. LIZAMA | 1335 | FT | PL01/5 | 18,330 | 50% | 9,165 | 701 | 9,866 |
| 1 | 7095 | LABORER I | JUSTIN KIN T. DELA CRUZ | 1415 | FT | PL01/3 | 16,626 | 50% | 8,313 | 636 | 8,949 |
| 1 | 7095 | LABORER I | KEVIN M. BABAUTA | 1409 | FT | PL01/5 | 18,330 | 50% | 9,165 | 866 | 10,031 |
| 1 | 7095 | LABORER I | MARCELINO B. AGUON | 1302 | FT | PL01/8 | 21,219 | 50% | 10,610 | 1,427 | 12,037 |
| 1 | 8025 | MGR, SHT METAL WLDNG-MACH BRCH | RAYMOND C. SABLAN | 1381 | FT | PL15/10 | 46,319 | 50% | 23,159 | 5,760 | 28,920 |
| 1 | 6950 | PARK RANGER | BUCK JOHN T. ODOshi | 6171 | LT | UNG | 16,626 | 50% | 8,313 | 636 | 8,949 |
| 1 | 6950 | PARK RANGER | VACANT | | PB | UNG | 1 | 50% | 1 | 0 | 1 |
| 1 | 6213 | PARK RANGER SUPERVISOR | VACANT | | PB | UNG | 1 | 50% | 1 | 0 | 1 |
| 1 | 8593 | PLUMBER FOREMAN II | IGNACIO B. CAMACHO | 1413 | FT | PL07/6 | 25,792 | 50% | 12,896 | 3,245 | 16,141 |
| 1 | 8797 | TRADES HELPER | DANIEL VINCENT C. REPEKI | 6055 | FT | PL01/5 | 18,330 | 50% | 9,165 | 866 | 10,031 |
| 1 | 8797 | TRADES HELPER | FERNANDO B. ROBERT | 1412 | FT | PL01/6 | 19,246 | 50% | 9,623 | 736 | 10,359 |
| 1 | 8797 | TRADES HELPER | HERMAN D. ANGUI | 1301 | FT | PL01/7 | 20,209 | 50% | 10,104 | 773 | 10,877 |
| 1 | 8797 | TRADES HELPER | JOSE S. CASTRO | 1424 | FT | PL01/4 | 17,457 | 50% | 8,728 | 668 | 9,396 |
| 1 | 8797 | TRADES HELPER | LORAN M. PUA | 1289 | FT | PL01/8 | 21,219 | 50% | 10,610 | 1,003 | 11,612 |
| 1 | 8797 | TRADES HELPER | MANUEL A. SABLAN | 1402 | FT | PL01/5 | 18,330 | 50% | 9,165 | 701 | 9,866 |
| 1 | 8797 | TRADES HELPER | MARCELINO H. OGO | 1385 | FT | PL01/6 | 19,246 | 50% | 9,623 | 736 | 10,359 |
| 1 | 8797 | TRADES HELPER | RAMON B. MATAGOLAI | 1309 | FT | PL01/7 | 20,209 | 50% | 10,104 | 955 | 11,059 |
| 1 | 8797 | TRADES HELPER | SHAKOBE JAY L. RANGAMAR | 5540 | PB | PL01/3 | 16,626 | 50% | 8,313 | 636 | 8,949 |
| 1 | 8797 | TRADES HELPER | VICENTE C. BABAUTA | 1405 | FT | PL01/6 | 19,246 | 50% | 9,623 | 736 | 10,359 |
| 1 | 8797 | TRADES HELPER | VACANT | | PB | PL01/3 | 1 | 50% | 1 | 0 | 1 |
| 1 | 8797 | TRADES HELPER | VACANT | | PB | PL01/3 | 1 | 50% | 1 | 0 | 1 |
| 1 | 8818 | TRADES SPECIALIST I | RUDY M. CAMACHO | 1365 | FT | PL11/11 | 40,012 | 50% | 20,006 | 1,891 | 21,896 |
| 1 | 8807 | TRADES TECHNICIAN I | AKIKY T. ALEXANDER | 1440 | FT | PL05/6 | 23,394 | 50% | 11,697 | 2,848 | 14,545 |
| 1 | 8807 | TRADES TECHNICIAN I | ERNEST T. EUGENIO | 1293 | FT | PL05/4 | 21,219 | 50% | 10,610 | 4,574 | 15,184 |
| 1 | 8807 | TRADES TECHNICIAN I | GEORGE M. UCHERBELAU | 1432 | FT | PL05/12 | 31,350 | 50% | 15,675 | 1,481 | 17,156 |
| 1 | 8807 | TRADES TECHNICIAN I | JOSEPH A. AGULTO | 1400 | FT | PL05/9 | 27,082 | 50% | 13,541 | 6,855 | 20,396 |
| 1 | 8808 | TRADES TECHNICIAN II | MARCELINO B. ROBERTO | 1292 | FT | PL07/12 | 34,564 | 50% | 17,282 | 1,633 | 18,915 |
| 1 | 8829 | TRADESMAN | ANTHONY O. ROGOLOFOI | 1388 | FT | PL02/9 | 23,394 | 50% | 11,697 | 4,677 | 16,374 |
| | | | | | | | | | 449,011 | 69,995 | 519,006 |

COMMONWEALTH OF THE NORTHERN MARIANA ISLANDS

DEPARTMENT: DEPARTMENT OF LANDS AND NATURAL RESOURCES

DIVISION: SOIL AND WATER CONSERVATION SAIPAN

ORG: 11190500

| ORG | OBJECT | DESCRIPTION | 2022 ACTUAL | 2023 ACTUAL | 2024 BUDGET PL 23-09 | 2025 DEPARTMENT SUBMISSION | 2025 GOVERNOR'S PROPOSAL |
|---|--------|--------------------------|----------------|----------------|----------------------------|----------------------------------|--------------------------------|
| 11190500 | 61000 | WAGES & SALARIES | 0 | 5,256 | 28,595 | 31,350 | 1 |
| 11190500 | 61020 | HOLIDAY PAY | 0 | 503 | 0 | 0 | 0 |
| 11190500 | 62000 | FICA CONTRIBUTION | 0 | 357 | 0 | 1,944 | 0 |
| 11190500 | 62010 | MEDICARE CONTRIBUTION | 0 | 84 | 0 | 455 | 0 |
| 11190500 | 62200 | HEALTH INSURANCE PREMIUM | 0 | 1,045 | 0 | 8,363 | 0 |
| 11190500 | 62211 | PERSONNEL INSURANCE | 0 | 0 | 0 | 564 | 0 |
| TOTAL PERSONNEL | | | 0 | 7,245 | 28,595 | 42,676 | 1 |
| 11190500 | 63100 | REPAIR AND MAINTENANCE | 0 | 0 | 0 | 3,000 | 0 |
| 11190500 | 64090 | COMMUNICATIONS | 0 | 0 | 0 | 3,000 | 0 |
| 11190500 | 65000 | OFFICE SUPPLIES | 0 | 0 | 0 | 1,500 | 0 |
| 11190500 | 65010 | OPERATIONAL SUPPLIES | 0 | 0 | 0 | 2,500 | 0 |
| 11190500 | 69000 | OTHER EXPENSES | 0 | 0 | 295 | 0 | 0 |
| TOTAL OTHER EXPENSES | | | 0 | 0 | 295 | 10,000 | 0 |
| 11190500 | 64060 | UTILITIES | 0 | 0 | 0 | 0 | 0 |
| TOTAL PERSONNEL, OTHER EXPENSES, AND UTILITIES | | | 0 | 7,245 | 28,890 | 52,676 | 1 |
| 11190500 | 69010 | PUBLIC AUDITOR 1% FEE | 0 | 266 | 0 | 100 | 0 |
| GRAND TOTAL | | | 0 | 7,510 | 28,890 | 52,776 | 1 |
| NUMBER OF POSITIONS | | | 1 | 1 | 1 | 1 | 1 |

Budget Year: 2025

Department: Department of Lands & Natural Resources
Division/Activity: Soil & Water Conservation - Saipan
Org Code: 11190500

| NOP | Job Class Code | Position | Employee | Employee Number | Personnel Status Code | Pay Grade/Step | Annual Salary | Allocation Percent | Allocation Salary | Total Fringe Benefits | Total |
|----------|----------------|--------------------------|----------|-----------------|-----------------------|----------------|---------------|--------------------|-------------------|-----------------------|----------|
| 1 | 0023 | ADMINISTRATIVE ASSISTANT | VACANT | | PB | PL05/1 | 1 | 87.5% | 1 | 0 | 1 |
| 1 | | | | | | | | | 1 | 0 | 1 |

COMMONWEALTH OF THE NORTHERN MARIANA ISLANDS

DEPARTMENT: DEPARTMENT OF LANDS AND NATURAL RESOURCES

DIVISION: LAND REGISTRATION SAIPAN

ORG: 11190900

| ORG | OBJECT | DESCRIPTION | 2022 ACTUAL | 2023 ACTUAL | 2024 BUDGET PL 23-09 | 2025 DEPARTMENT SUBMISSION | 2025 GOVERNOR'S PROPOSAL |
|---|--------|----------------------------|----------------|----------------|----------------------------|----------------------------------|--------------------------------|
| 11190900 | 61000 | WAGES & SALARIES | 88,764 | 82,406 | 264,200 | 274,117 | 187,291 |
| 11190900 | 61020 | HOLIDAY PAY | 0 | 2,406 | 0 | 0 | 0 |
| 11190900 | 62000 | FICA CONTRIBUTION | 5,503 | 5,258 | 0 | 16,995 | 11,611 |
| 11190900 | 62010 | MEDICARE CONTRIBUTION | 1,287 | 1,230 | 0 | 3,975 | 2,716 |
| 11190900 | 62100 | 401K EMPLOYER CONTRIBUTION | 1,705 | 1,048 | 0 | 2,483 | 3,218 |
| 11190900 | 62200 | HEALTH INSURANCE PREMIUM | 0 | 0 | 0 | 3,485 | 0 |
| 11190900 | 62211 | PERSONNEL INSURANCE | 907 | 589 | 0 | 4,934 | 1,992 |
| TOTAL PERSONNEL | | | 98,167 | 92,937 | 264,200 | 305,989 | 206,828 |
| 11190900 | 63100 | REPAIR AND MAINTENANCE | 150 | 0 | 0 | 5,000 | 0 |
| 11190900 | 63300 | CLEANING SERVICES | 0 | 500 | 0 | 0 | 0 |
| 11190900 | 64090 | COMMUNICATIONS | 600 | 0 | 0 | 3,500 | 0 |
| 11190900 | 64100 | PRINTING AND PHOTOCOPYING | 170 | 0 | 0 | 200 | 0 |
| 11190900 | 65000 | OFFICE SUPPLIES | 607 | 0 | 0 | 5,000 | 0 |
| 11190900 | 65010 | OPERATIONAL SUPPLIES | 434 | 0 | 0 | 10,000 | 0 |
| 11190900 | 65030 | FUEL & LUBRICATE | 0 | 0 | 0 | 2,500 | 0 |
| 11190900 | 69000 | OTHER EXPENSES | 0 | 0 | 2,717 | 0 | 0 |
| TOTAL OTHER EXPENSES | | | 1,961 | 500 | 2,717 | 26,200 | 0 |
| 11190900 | 64060 | UTILITIES | 0 | 0 | 0 | 0 | 0 |
| TOTAL PERSONNEL, OTHER EXPENSES, AND UTILITIES | | | 100,128 | 93,437 | 266,917 | 332,189 | 206,828 |
| 11190900 | 69010 | PUBLIC AUDITOR 1% FEE | 2,202 | 2,528 | 0 | 262 | 2,068 |
| GRAND TOTAL | | | 102,329 | 95,965 | 266,917 | 332,451 | 208,896 |
| NUMBER OF POSITIONS | | | 13 | 12 | 11 | 14 | 11 |

Budget Year: 2025

Department: Department of Lands & Natural Resources
Division/Activity: Land Registration - Saipan
Org Code: 11190900

| NOP | Job Class Code | Position | Employee | Employee Number | Personnel Status Code | Pay Grade/Step | Annual Salary | Allocation Percent | Allocation Salary | Total Fringe Benefits | Total |
|-----------|----------------|-----------------------------|----------------------|-----------------|-----------------------|----------------|---------------|--------------------|-------------------|-----------------------|----------------|
| 1 | 5043 | DIRECTOR LANDS & SURVEYS | JOAQUIN B. SONGSONG | 1307 | FT | PL19/12 | 62,071 | 87.5% | 54,312 | 7,305 | 61,617 |
| 1 | 1016 | ADMINISTRATIVE OFFICER II | SESARINA T. KAIPAT | 1427 | FT | PL13/6 | 34,564 | 87.5% | 30,243 | 2,858 | 33,101 |
| 1 | 1087 | CHAIRMAN, LAND REGISTRATION | EDWARD T. SABLAN | 6039 | FT | PL14/1 | 28,436 | 87.5% | 24,881 | 1,903 | 26,785 |
| 1 | NEW | COMMONWEALTH SURVEYOR | VACANT | | PB | PL018/1 | 1 | 87.5% | 1 | 0 | 1 |
| 1 | 1359 | LAND TITLE INVESTIGATOR | VACANT | | PB | PL09/1 | 1 | 87.5% | 1 | 0 | 1 |
| 1 | 1359 | LAND TITLE INVESTIGATOR | VACANT | | PB | PL09/1 | 1 | 87.5% | 1 | 0 | 1 |
| 1 | 0350 | RECORDS ASSISTANT | JOLLEEN T. TAIMANAO | 1313 | FT | PL02/6 | 20,209 | 87.5% | 17,683 | 1,353 | 19,035 |
| 1 | 0350 | RECORDS ASSISTANT | LEILUGH B. KAIPAT | 1339 | FT | PL02/2 | 16,626 | 87.5% | 14,547 | 1,113 | 15,660 |
| 1 | 0352 | RECORDS SPECIALIST | RASHA EMI C. CAMACHO | 1442 | FT | PL08/2 | 22,280 | 87.5% | 19,495 | 1,491 | 20,986 |
| 1 | 5166 | SURVEYING TECHNICIAN II | VACANT | | PB | PL04/2 | 1 | 87.5% | 1 | 0 | 1 |
| 1 | 5144 | SURVEYOR III | ENRIQUE S. MAGOFNA | 1438 | FT | PL13/3 | 29,857 | 87.5% | 26,125 | 3,514 | 29,639 |
| 11 | | | | | | | | | 187,291 | 19,537 | 206,828 |

COMMONWEALTH OF THE NORTHERN MARIANA ISLANDS

DEPARTMENT: DEPARTMENT OF PUBLIC SAFETY

DIVISION: DPS COMMISSIONER

ORG: 11150400

| ORG | OBJECT | DESCRIPTION | 2022 ACTUAL | 2023 ACTUAL | 2024 BUDGET PL 23-09 | 2025 DEPARTMENT SUBMISSION | 2025 GOVERNOR'S PROPOSAL |
|-----------------------------|--------------|----------------------------|----------------|------------------|----------------------------|----------------------------------|--------------------------------|
| 11150400 | 61000 | WAGES & SALARIES | 116,691 | 55,585 | 126,278 | 136,564 | 47,250 |
| 11150400 | 61010 | OVERTIME COMPENSATION | 99,107 | 12,732 | 0 | 0 | 0 |
| 11150400 | 61020 | HOLIDAY PAY | 10,760 | 2,700 | 0 | 0 | 0 |
| 11150400 | 62000 | FICA CONTRIBUTION | 14,047 | 4,403 | 0 | 5,119 | 2,930 |
| 11150400 | 62010 | MEDICARE CONTRIBUTION | 3,285 | 1,030 | 0 | 1,197 | 685 |
| 11150400 | 62100 | 401K EMPLOYER CONTRIBUTION | 689 | 0 | 0 | 0 | 1,890 |
| 11150400 | 62200 | HEALTH INSURANCE PREMIUM | 13,515 | 288 | 0 | 0 | 0 |
| 11150400 | 62211 | PERSONNEL INSURANCE | 1,419 | 209 | 0 | 1,486 | 0 |
| TOTAL PERSONNEL | | | 259,513 | 76,947 | 126,278 | 144,366 | 52,755 |
| 11150400 | 63000 | PROFESSIONAL SERVICES | 1,318 | 0 | 0 | 0 | 0 |
| 11150400 | 63100 | REPAIR AND MAINTENANCE | 0 | 106 | 0 | 0 | 0 |
| 11150400 | 64080 | DUES AND SUBSCRIPTIONS | 0 | 0 | 0 | 1,800 | 0 |
| 11150400 | 64100 | PRINTING AND PHOTOCOPYING | 0 | 0 | 0 | 3,000 | 0 |
| 11150400 | 64110 | ADVERTISING | 0 | 0 | 0 | 2,400 | 0 |
| 11150400 | 64800 | TRAVEL EXPENSES | 0 | 0 | 0 | 20,000 | 0 |
| 11150400 | 65000 | OFFICE SUPPLIES | 0 | 272 | 0 | 3,600 | 0 |
| 11150400 | 65010 | OPERATIONAL SUPPLIES | 0 | 1,770 | 0 | 12,000 | 0 |
| 11150400 | 66060 | VEHICLES | 0 | 2,075,744 | 0 | 0 | 0 |
| 11150400 | 69000 | OTHER EXPENSES | 0 | 50,000 | 1,298 | 0 | 0 |
| 11150400 | 69020 | SETTLEMENT AGST GOVERNMENT | 0 | 5,000 | 0 | 0 | 0 |
| TOTAL OTHER EXPENSES | | | 1,318 | 2,132,892 | 1,298 | 42,800 | 0 |
| 11150400 | 64060 | UTILITIES | 0 | 0 | 0 | 0 | 0 |

COMMONWEALTH OF THE NORTHERN MARIANA ISLANDS

DEPARTMENT: DEPARTMENT OF PUBLIC SAFETY

DIVISION: DPS COMMISSIONER

ORG: 11150400

| ORG | OBJECT | DESCRIPTION | 2022 ACTUAL | 2023 ACTUAL | 2024 BUDGET PL 23-09 | 2025 DEPARTMENT SUBMISSION | 2025 GOVERNOR'S PROPOSAL |
|--|--------|-----------------------|----------------|------------------|----------------------------|----------------------------------|--------------------------------|
| TOTAL PERSONNEL, OTHER EXPENSES, AND UTILITIES | | | 260,831 | 2,209,839 | 127,576 | 187,166 | 52,755 |
| 11150400 | 69010 | PUBLIC AUDITOR 1% FEE | 2,186 | 2,607 | 0 | 1,872 | 528 |
| GRAND TOTAL | | | 263,017 | 2,212,446 | 127,576 | 189,038 | 53,283 |
| NUMBER OF POSITIONS | | | 3 | 3 | 3 | 3 | 1 |

Budget Year: 2025

Department: Department of Public Safety
Division/Activity: DPS Commissioner
Org Code: 11150400

| NOP | Job Class Code | Position | Employee | Employee Number | Personnel Status Code | Pay Grade/Step | Annual Salary | Allocation Percent | Allocation Salary | Total Fringe Benefits | Total |
|-----|----------------|---------------------|-------------------|-----------------|-----------------------|----------------|---------------|--------------------|-------------------|-----------------------|---------------|
| 1 | 9417 | COMMISSIONER OF DPS | ANTHONY MACARANAS | | AP | UNG | 54,000 | 87.50% | 47,250 | 5,505 | 52,755 |
| 1 | | | | | | | | | 47,250 | 5,505 | 52,755 |

COMMONWEALTH OF THE NORTHERN MARIANA ISLANDS

DEPARTMENT: DEPARTMENT OF PUBLIC SAFETY

DIVISION: POLICE SAIPAN

ORG: 11150500

| ORG | OBJECT | DESCRIPTION | 2022 ACTUAL | 2023 ACTUAL | 2024 BUDGET PL 23-09 | 2025 DEPARTMENT SUBMISSION | 2025 GOVERNOR'S PROPOSAL |
|------------------------|--------|-----------------------------|------------------|------------------|----------------------------|----------------------------------|--------------------------------|
| 11150500 | 61000 | WAGES & SALARIES | 5,420,542 | 3,113,513 | 5,617,031 | 5,239,419 | 3,973,620 |
| 11150500 | 61010 | OVERTIME COMPENSATION | 668,217 | 297,761 | 0 | 100,000 | 0 |
| 11150500 | 61020 | HOLIDAY PAY | 48,724 | 75,319 | 0 | 322,426 | 0 |
| 11150500 | 61200 | BOARD & OTHER COMPENSATION | 14,109 | 0 | 0 | 0 | 0 |
| 11150500 | 62000 | FICA CONTRIBUTION | 380,012 | 215,982 | 0 | 324,844 | 246,364 |
| 11150500 | 62010 | MEDICARE CONTRIBUTION | 89,195 | 50,495 | 0 | 75,972 | 57,617 |
| 11150500 | 62100 | 401K EMPLOYER CONTRIBUTION | 73,818 | 40,421 | 0 | 3,923 | 45,286 |
| 11150500 | 62101 | RETIREMENT CONTRIBUTIONS | 39,842 | 15,116 | 0 | 15,317 | 10,753 |
| 11150500 | 62200 | HEALTH INSURANCE PREMIUM | 513,280 | 357,198 | 0 | 0 | 411,988 |
| 11150500 | 62211 | PERSONNEL INSURANCE | 31,844 | 23,637 | 0 | 94,310 | 39,309 |
| TOTAL PERSONNEL | | | 7,279,584 | 4,189,443 | 5,617,031 | 6,176,211 | 4,784,937 |
| 11150500 | 63000 | PROFESSIONAL SERVICES | 150 | 0 | 0 | 2,000 | 0 |
| 11150500 | 63100 | REPAIR AND MAINTENANCE | 19,445 | 0 | 0 | 100,000 | 0 |
| 11150500 | 63200 | PERSONNEL TRAINING COSTS | 0 | 0 | 0 | 100,000 | 0 |
| 11150500 | 64080 | DUES AND SUBSCRIPTIONS | 0 | 0 | 0 | 1,800 | 0 |
| 11150500 | 64100 | PRINTING AND PHOTOCOPYING | 5,514 | 0 | 0 | 8,000 | 0 |
| 11150500 | 64800 | TRAVEL EXPENSES | 19,286 | 14,037 | 0 | 20,000 | 0 |
| 11150500 | 65000 | OFFICE SUPPLIES | 0 | 0 | 0 | 8,000 | 0 |
| 11150500 | 65010 | OPERATIONAL SUPPLIES | 27,041 | 116 | 0 | 162,000 | 0 |
| 11150500 | 65020 | FOOD ITEMS | 0 | 0 | 0 | 5,000 | 0 |
| 11150500 | 65030 | FUEL & LUBRICATE | 93,544 | 0 | 0 | 600,000 | 0 |
| 11150500 | 65040 | FURNITURE & FIXTURES | 1,925 | 0 | 0 | 0 | 0 |
| 11150500 | 65800 | BOOKS AND LIBRARY MATERIALS | 0 | 0 | 0 | 2,400 | 0 |

COMMONWEALTH OF THE NORTHERN MARIANA ISLANDS

DEPARTMENT: DEPARTMENT OF PUBLIC SAFETY

DIVISION: POLICE SAIPAN

ORG: 11150500

| ORG | OBJECT | DESCRIPTION | 2022 ACTUAL | 2023 ACTUAL | 2024 BUDGET PL 23-09 | 2025 DEPARTMENT SUBMISSION | 2025 GOVERNOR'S PROPOSAL |
|---|--------|----------------------------|------------------|------------------|----------------------------|----------------------------------|--------------------------------|
| 11150500 | 65900 | FREIGHT AND HANDLING | 0 | 0 | 0 | 6,000 | 0 |
| 11150500 | 66000 | CAPITAL ASSETS | 0 | 0 | 0 | 6,000 | 0 |
| 11150500 | 66070 | TECHNOLOGY EQUIP | 0 | 0 | 0 | 10,000 | 0 |
| 11150500 | 69000 | OTHER EXPENSES | 0 | 0 | 57,505 | 100,000 | 0 |
| 11150500 | 69020 | SETTLEMENT AGST GOVERNMENT | 0 | 0 | 0 | 100,000 | 0 |
| TOTAL OTHER EXPENSES | | | 166,905 | 14,153 | 57,505 | 1,231,200 | 0 |
| 11150500 | 64060 | UTILITIES | 0 | 0 | 0 | 0 | 0 |
| TOTAL PERSONNEL, OTHER EXPENSES, AND UTILITIES | | | 7,446,488 | 4,203,596 | 5,674,536 | 7,407,411 | 4,784,937 |
| 11150500 | 69010 | PUBLIC AUDITOR 1% FEE | 1,971 | 56,732 | 0 | 74,110 | 47,849 |
| GRAND TOTAL | | | 7,448,459 | 4,260,328 | 5,674,536 | 7,481,521 | 4,832,786 |
| NUMBER OF POSITIONS | | | 185 | 185 | 185 | 185 | 185 |

GENERAL FUND

Budget Year: 2025

Department: Department of Public Safety
Division/Activity: Police Saipan
Org Code: 11150500

| NOP | Job Class Code | Position | Employee | Employee Number | Personnel Status Code | Pay Grade/Step | Annual Salary | Allocation Percent | Allocation Salary | Total Fringe Benefits | Total |
|-----|----------------|-------------------------------|---------------------------|-----------------|-----------------------|----------------|---------------|--------------------|-------------------|-----------------------|--------|
| 1 | 6011 | DIRECTOR OF POLICE | ANICETO T. OGUMORO | 1865 | FT | PL20/10 | 59,116 | 87.50% | 51,726 | 12,032 | 63,758 |
| 1 | 6008 | ASST CHIEF POLICE VARIOUS | BERNARD K. SANTOS | 2024 | FT | PL19/9 | 53,620 | 87.50% | 46,917 | 4,434 | 51,351 |
| 1 | 6008 | ASST CHIEF POLICE VARIOUS | JOAQUIN S. CAMACHO | 1983 | FT | PL19/7 | 48,635 | 87.50% | 42,555 | 11,165 | 53,720 |
| 1 | 6008 | ASST CHIEF POLICE VARIOUS | JOSE P. SAURES | 1875 | FT | PL19/9 | 53,620 | 87.50% | 46,917 | 4,434 | 51,351 |
| 1 | 6008 | ASST CHIEF POLICE VARIOUS | LAWRENCE M. CAMACHO | 1850 | FT | PL19/9 | 53,620 | 87.50% | 46,917 | 4,434 | 51,351 |
| 1 | 6008 | ASST CHIEF POLICE VARIOUS | PAUL T. OGUMORO | 1987 | FT | PL19/9 | 53,620 | 87.50% | 46,917 | 15,585 | 62,502 |
| 1 | 6008 | ASST CHIEF POLICE VARIOUS | SIMON T. MANACOP | 1991 | FT | PL19/4 | 42,012 | 87.50% | 36,761 | 3,474 | 40,235 |
| 1 | 6008 | ASST CHIEF POLICE VARIOUS | THOMAS A. BLAS JR | 1975 | FT | PL19/8 | 51,066 | 87.50% | 44,683 | 6,010 | 50,693 |
| 1 | 6008 | ASST CHIEF POLICE VARIOUS | VICENTE H. SABLAN | 1874 | FT | PL19/8 | 51,066 | 87.50% | 44,683 | 4,223 | 48,905 |
| 1 | 0113 | DISPATCHER I | JESSE JAMES . QUITANO | 3269 | FT | PL01/3 | 16,626 | 87.50% | 14,547 | 4,162 | 18,710 |
| 1 | 0113 | DISPATCHER I | KARAY LEVONNE D. FITIAL | 1945 | FT | PL01/4 | 17,457 | 87.50% | 15,275 | 1,169 | 16,443 |
| 1 | 0113 | DISPATCHER I | VACANT | | FT | PL08/1 | 1 | 87.50% | 1 | 0 | 1 |
| 1 | 0113 | DISPATCHER I | VACANT | | FT | PL08/1 | 1 | 87.50% | 1 | 0 | 1 |
| 1 | 6163 | EXEC. PROTECTIVE SVCS OFFICER | ADRIAN JOHN P. MURIG | 1929 | LT | UNG | 48,375 | 87.50% | 42,328 | 6,723 | 49,051 |
| 1 | 6163 | EXEC. PROTECTIVE SVCS OFFICER | DIXON . KWON | 1907 | LT | UNG | 35,475 | 87.50% | 31,041 | 9,518 | 40,559 |
| 1 | 6128 | POLICE CAPTAIN | JEFFREY F. OLOPAI | 5897 | FT | PL18/1 | 34,564 | 87.50% | 30,243 | 2,314 | 32,557 |
| 1 | 6128 | POLICE CAPTAIN | JOSEPH A. DELEON GUERRERO | 1863 | FT | PL18/8 | 48,635 | 87.50% | 42,555 | 4,021 | 46,577 |
| 1 | 6128 | POLICE CAPTAIN | JUAN C. MENDIOLA | 1866 | FT | PL18/7 | 46,319 | 87.50% | 40,529 | 3,830 | 44,359 |
| 1 | 6128 | POLICE CAPTAIN | RAYMOND P. DELA CRUZ | 1984 | FT | PL18/8 | 48,635 | 87.50% | 42,555 | 11,165 | 53,720 |
| 1 | 6128 | POLICE CAPTAIN | SANDY B. HAMBROS | 2045 | FT | PL18/8 | 48,635 | 87.50% | 42,555 | 11,165 | 53,720 |
| 1 | 6128 | POLICE CAPTAIN | VACANT | | FT | PL18/8 | 1 | 87.50% | 1 | 0 | 1 |
| 1 | 6128 | POLICE CAPTAIN | VACANT | | FT | PL18/3 | 1 | 87.50% | 1 | 0 | 1 |
| 1 | 6127 | POLICE LIEUTENANT | ANDREW S. TAIMANAO | 2023 | FT | PL17/2 | 37,156 | 87.50% | 32,511 | 4,373 | 36,884 |
| 1 | 6127 | POLICE LIEUTENANT | CATHERINE B. PANGELINAN | 2040 | FT | PL17/3 | 39,014 | 87.50% | 34,137 | 6,711 | 40,848 |
| 1 | 6127 | POLICE LIEUTENANT | DANIEL I. SMITH | 2008 | FT | PL17/3 | 39,014 | 87.50% | 34,137 | 3,226 | 37,363 |
| 1 | 6127 | POLICE LIEUTENANT | ELIAS Q. SARALU | 1996 | FT | PL17/7 | 47,421 | 87.50% | 41,494 | 15,072 | 56,566 |
| 1 | 6127 | POLICE LIEUTENANT | FLOR T. ESTABILLO | 2039 | FT | PL17/6 | 45,163 | 87.50% | 39,518 | 3,734 | 43,252 |
| 1 | 6127 | POLICE LIEUTENANT | GEORGE F. DAVID | 2017 | FT | PL17/7 | 47,421 | 87.50% | 41,494 | 3,921 | 45,415 |
| 1 | 6127 | POLICE LIEUTENANT | GERALD A. OGO | 1972 | FT | PL17/2 | 37,156 | 87.50% | 32,511 | 10,216 | 42,728 |
| 1 | 6127 | POLICE LIEUTENANT | JESSE L. DUBRALL | 1848 | FT | PL17/2 | 37,156 | 87.50% | 32,511 | 4,373 | 36,884 |
| 1 | 6127 | POLICE LIEUTENANT | JESUS S. CEPEDA | 1879 | FT | PL17/2 | 37,156 | 87.50% | 32,511 | 14,223 | 46,735 |
| 1 | 6127 | POLICE LIEUTENANT | JOSEPH M. BENAVENTE | 1867 | FT | PL17/7 | 47,421 | 87.50% | 41,494 | 11,065 | 52,559 |
| 1 | 6127 | POLICE LIEUTENANT | MARY-LOUISE O. TANAKA | 2025 | FT | PL17/2 | 37,156 | 87.50% | 32,511 | 6,557 | 39,069 |
| 1 | 6127 | POLICE LIEUTENANT | NICHOLAS C. LEON GUERRERO | 2027 | FT | PL17/2 | 37,156 | 87.50% | 32,511 | 10,216 | 42,728 |
| 1 | 6127 | POLICE LIEUTENANT | NORBERT O. METTAO | 1989 | FT | PL17/6 | 45,163 | 87.50% | 39,518 | 14,886 | 54,403 |
| 1 | 6127 | POLICE LIEUTENANT | PETER A. ALDAN | 1988 | FT | PL17/2 | 37,156 | 87.50% | 32,511 | 3,072 | 35,584 |
| 1 | 6127 | POLICE LIEUTENANT | RAYMOND S. PANGELINAN | 1881 | FT | PL17/6 | 45,163 | 87.50% | 39,518 | 14,886 | 54,403 |
| 1 | 6127 | POLICE LIEUTENANT | ROQUE K. CAMACHO | 1994 | FT | PL17/2 | 37,156 | 87.50% | 32,511 | 14,223 | 46,735 |
| 1 | 6127 | POLICE LIEUTENANT | ROY ROGER A. KAIPAT | 3137 | FT | PL17/2 | 37,156 | 87.50% | 32,511 | 15,524 | 48,035 |
| 1 | 6127 | POLICE LIEUTENANT | VICENTE A. IGISAIAR | 1978 | FT | PL17/4 | 40,964 | 87.50% | 35,844 | 25,291 | 61,135 |

GENERAL FUND

Budget Year: 2025

Department: Department of Public Safety
Division/Activity: Police Saipan
Org Code: 11150500

| NOP | Job Class Code | Position | Employee | Employee Number | Personnel Status Code | Pay Grade/Step | Annual Salary | Allocation Percent | Allocation Salary | Total Fringe Benefits | Total |
|-----|----------------|-------------------|---------------------------------|-----------------|-----------------------|----------------|---------------|--------------------|-------------------|-----------------------|--------|
| 1 | 6127 | POLICE LIEUTENANT | VACANT | | FT | PL17/1 | 1 | 87.50% | 1 | 0 | 1 |
| 1 | 6127 | POLICE LIEUTENANT | VACANT | | FT | PL17/1 | 1 | 87.50% | 1 | 0 | 1 |
| 1 | 6127 | POLICE LIEUTENANT | VACANT | | FT | PL17/1 | 1 | 87.50% | 1 | 0 | 1 |
| 1 | 6137 | POLICE OFFICER I | ANTONIO B. CASTRO | 3222 | FT | PL08/4 | 26,406 | 87.50% | 23,105 | 1,768 | 24,873 |
| 1 | 6137 | POLICE OFFICER I | ATHAN SIMEON O. TAISAGUE | 1923 | FT | PL08/3 | 25,149 | 87.50% | 22,005 | 1,683 | 23,688 |
| 1 | 6137 | POLICE OFFICER I | BRANDON JOHN N. REGIS | 1931 | FT | PL08/1 | 22,811 | 87.50% | 19,959 | 2,325 | 22,284 |
| 1 | 6137 | POLICE OFFICER I | CATALINA A. DELA CRUZ | 1950 | FT | PL08/4 | 26,406 | 87.50% | 23,105 | 5,252 | 28,358 |
| 1 | 6137 | POLICE OFFICER I | CHRISTINE YURI KIM | 1971 | FT | PL08/1 | 22,811 | 87.50% | 19,959 | 1,527 | 21,486 |
| 1 | 6137 | POLICE OFFICER I | CHRISTOPHER JACOB S. MENDIOLA | 1887 | FT | PL08/3 | 25,149 | 87.50% | 22,005 | 1,683 | 23,688 |
| 1 | 6137 | POLICE OFFICER I | DANIEL BRETON K. KAIPAT | 1894 | FT | PL08/4 | 26,406 | 87.50% | 23,105 | 5,253 | 28,358 |
| 1 | 6137 | POLICE OFFICER I | DAREN S. RABAGO | 1933 | FT | PL08/3 | 25,149 | 87.50% | 22,005 | 5,168 | 27,173 |
| 1 | 6137 | POLICE OFFICER I | EARL MARC E. BORJA | 1954 | FT | PL08/1 | 22,811 | 87.50% | 19,959 | 5,810 | 25,769 |
| 1 | 6137 | POLICE OFFICER I | EDWARD C. CEPEDA JR | 3168 | FT | PL08/4 | 26,406 | 87.50% | 23,105 | 1,768 | 24,873 |
| 1 | 6137 | POLICE OFFICER I | EDWIN L. BASTO | 1997 | FT | PL08/1 | 22,811 | 87.50% | 19,959 | 1,527 | 21,486 |
| 1 | 6137 | POLICE OFFICER I | ELIJAH M. VILLAR | 1960 | FT | PL08/1 | 22,811 | 87.50% | 19,959 | 1,527 | 21,486 |
| 1 | 6137 | POLICE OFFICER I | ELISHA MICHAEL R. OGUMORO | 1964 | FT | PL08/4 | 26,406 | 87.50% | 23,105 | 1,768 | 24,873 |
| 1 | 6137 | POLICE OFFICER I | EMERY K. KAIPAT JR | 1917 | FT | PL08/4 | 26,406 | 87.50% | 23,105 | 5,253 | 28,358 |
| 1 | 6137 | POLICE OFFICER I | ERIC C. CEPEDA | 1925 | FT | PL08/4 | 26,406 | 87.50% | 23,105 | 2,183 | 25,289 |
| 1 | 6137 | POLICE OFFICER I | EUGENE O. DILLAY | 1871 | FT | PL08/4 | 26,406 | 87.50% | 23,105 | 2,692 | 25,797 |
| 1 | 6137 | POLICE OFFICER I | FELIX M. HOCOG | 1911 | FT | PL08/4 | 26,406 | 87.50% | 23,105 | 1,768 | 24,873 |
| 1 | 6137 | POLICE OFFICER I | FELIXBERTO R. SABLAN | 1981 | FT | PL08/4 | 26,406 | 87.50% | 23,105 | 1,768 | 24,873 |
| 1 | 6137 | POLICE OFFICER I | FRANCE MARCO C. MUNA | 1970 | FT | PL08/1 | 22,811 | 87.50% | 19,959 | 2,325 | 22,284 |
| 1 | 6137 | POLICE OFFICER I | FRANCIS LOUIE E. LEIGHTLEY | 3136 | FT | PL08/1 | 22,811 | 87.50% | 19,959 | 13,476 | 33,436 |
| 1 | 6137 | POLICE OFFICER I | FREDDIE . GUERRERO JR | 1955 | FT | PL08/3 | 25,149 | 87.50% | 22,005 | 1,683 | 23,688 |
| 1 | 6137 | POLICE OFFICER I | GEORGE S. BABAUTA JR | 1891 | FT | PL08/4 | 26,406 | 87.50% | 23,105 | 1,768 | 24,873 |
| 1 | 6137 | POLICE OFFICER I | GERALD M. FLORES | 1947 | FT | PL08/3 | 25,149 | 87.50% | 22,005 | 6,049 | 28,054 |
| 1 | 6137 | POLICE OFFICER I | GIOVONNI P. TAITINGFONG | 1934 | FT | PL08/3 | 25,149 | 87.50% | 22,005 | 5,168 | 27,173 |
| 1 | 6137 | POLICE OFFICER I | HAROLD K. WABOL | 1912 | FT | PL08/4 | 26,406 | 87.50% | 23,105 | 5,253 | 28,358 |
| 1 | 6137 | POLICE OFFICER I | HECTOR C. EFRAIM | 1944 | FT | PL08/3 | 25,149 | 87.50% | 22,005 | 6,048 | 28,053 |
| 1 | 6137 | POLICE OFFICER I | JAKE BARETT P. SANTOS | 1909 | FT | PL08/3 | 25,149 | 87.50% | 22,005 | 1,683 | 23,688 |
| 1 | 6137 | POLICE OFFICER I | JAMES JARED T. REYES | 1961 | FT | PL08/1 | 22,811 | 87.50% | 19,959 | 1,527 | 21,486 |
| 1 | 6137 | POLICE OFFICER I | JARRETT J. MATSUTARO | 1959 | FT | PL08/1 | 22,811 | 87.50% | 19,959 | 9,469 | 29,428 |
| 1 | 6137 | POLICE OFFICER I | JAY O. CHARLEY | 1906 | FT | PL08/4 | 26,406 | 87.50% | 23,105 | 6,177 | 29,282 |
| 1 | 6137 | POLICE OFFICER I | JAYLEE B. LANIYO | 1889 | FT | PL08/4 | 26,406 | 87.50% | 23,105 | 1,768 | 24,873 |
| 1 | 6137 | POLICE OFFICER I | JESSE JOSHUA F. DELEON GUERRERO | 1901 | FT | PL08/3 | 25,149 | 87.50% | 22,005 | 13,714 | 35,719 |
| 1 | 6137 | POLICE OFFICER I | JESSE PETER A. SABLAN | 1952 | FT | PL08/3 | 25,149 | 87.50% | 22,005 | 1,683 | 23,688 |
| 1 | 6137 | POLICE OFFICER I | JESSE RANDAL D. TAITANO | 1900 | FT | PL08/3 | 25,149 | 87.50% | 22,005 | 1,683 | 23,688 |
| 1 | 6137 | POLICE OFFICER I | JESSIELYNN R. TEREGEYO | 1851 | FT | PL08/1 | 22,811 | 87.50% | 19,959 | 1,527 | 21,486 |
| 1 | 6137 | POLICE OFFICER I | JESUS JOAQUIN L. SANTOS | 1922 | FT | PL08/4 | 26,406 | 87.50% | 23,105 | 6,177 | 29,282 |
| 1 | 6137 | POLICE OFFICER I | JOANNALYN B. LANIYO | 1890 | FT | PL08/4 | 26,406 | 87.50% | 23,105 | 5,668 | 28,774 |

Budget Year: 2025

Department: Department of Public Safety
 Division/Activity: Police Saipan
 Org Code: 11150500

| NOP | Job Class Code | Position | Employee | Employee Number | Personnel Status Code | Pay Grade/Step | Annual Salary | Allocation Percent | Allocation Salary | Total Fringe Benefits | Total |
|------------|----------------|-----------------|-------------------------|-----------------|-----------------------|----------------|---------------|--------------------|-------------------|-----------------------|------------------|
| 1 | 6149 | POLICE SERGEANT | EDWARD M. CEPEDA | 1980 | FT | PL15/2 | 33,702 | 87.50% | 29,489 | 15,117 | 44,606 |
| 1 | 6149 | POLICE SERGEANT | EDWIN S. AGUON | 2036 | FT | PL15/2 | 33,702 | 87.50% | 29,489 | 3,435 | 32,924 |
| 1 | 6149 | POLICE SERGEANT | FRANCIN MYRON O. LANIYO | 2051 | FT | PL15/2 | 33,702 | 87.50% | 29,489 | 3,966 | 33,455 |
| 1 | 6149 | POLICE SERGEANT | FREDERICK L. SATO | 1976 | FT | PL15/2 | 33,702 | 87.50% | 29,489 | 6,920 | 36,409 |
| 1 | 6149 | POLICE SERGEANT | JEFFREY I. NORITA | 1986 | FT | PL15/2 | 33,702 | 87.50% | 29,489 | 3,966 | 33,455 |
| 1 | 6149 | POLICE SERGEANT | JENNY LYNN . SABLAN | 2011 | FT | PL15/2 | 33,702 | 87.50% | 29,489 | 3,435 | 32,924 |
| 1 | 6149 | POLICE SERGEANT | JESSE J. STOLE | 2029 | FT | PL15/2 | 33,702 | 87.50% | 29,489 | 6,272 | 35,761 |
| 1 | 6149 | POLICE SERGEANT | JESSE S. CONCEPCION | 1864 | FT | PL15/5 | 39,014 | 87.50% | 34,137 | 15,128 | 49,265 |
| 1 | 6149 | POLICE SERGEANT | JOEY KEN R. CRUZ | 1993 | FT | PL15/6 | 40,964 | 87.50% | 35,844 | 14,538 | 50,382 |
| 1 | 6149 | POLICE SERGEANT | JOHN D. CABRERA | 2019 | FT | PL15/2 | 33,702 | 87.50% | 29,489 | 9,930 | 39,419 |
| 1 | 6149 | POLICE SERGEANT | JOHN PATRICK M. ARRIOLA | 1990 | FT | PL15/2 | 33,702 | 87.50% | 29,489 | 5,741 | 35,230 |
| 1 | 6149 | POLICE SERGEANT | JOHN STEVEN K. SANTOS | 2001 | FT | PL15/2 | 33,702 | 87.50% | 29,489 | 3,435 | 32,924 |
| 1 | 6149 | POLICE SERGEANT | JOSEPH M. MAGOFNA | 2032 | FT | PL15/2 | 33,702 | 87.50% | 29,489 | 9,930 | 39,419 |
| 1 | 6149 | POLICE SERGEANT | JUAN AMURENG K. WABOL | 2035 | FT | PL15/2 | 33,702 | 87.50% | 29,489 | 3,435 | 32,924 |
| 1 | 6149 | POLICE SERGEANT | KEVIN R. MARATITA | 2030 | FT | PL15/2 | 33,702 | 87.50% | 29,489 | 2,787 | 32,276 |
| 1 | 6149 | POLICE SERGEANT | KUI F. ROGOPES | 2002 | FT | PL15/2 | 33,702 | 87.50% | 29,489 | 6,920 | 36,409 |
| 1 | 6149 | POLICE SERGEANT | MAVERICK M. SAURES | 2031 | FT | PL15/2 | 33,702 | 87.50% | 29,489 | 7,451 | 36,940 |
| 1 | 6149 | POLICE SERGEANT | MICHAEL R. LANGDON | 1999 | FT | PL15/2 | 33,702 | 87.50% | 29,489 | 2,787 | 32,276 |
| 1 | 6149 | POLICE SERGEANT | MURPHY H. PAUL | 1853 | FT | PL15/2 | 33,702 | 87.50% | 29,489 | 2,787 | 32,276 |
| 1 | 6149 | POLICE SERGEANT | NORBERT M. PUA | 2007 | FT | PL15/2 | 33,702 | 87.50% | 29,489 | 2,787 | 32,276 |
| 1 | 6149 | POLICE SERGEANT | PETER R. CAMACHO | 1862 | FT | PL15/1 | 32,097 | 87.50% | 28,085 | 13,805 | 41,889 |
| 1 | 6149 | POLICE SERGEANT | RHONDA C. JOHN | 1872 | FT | PL15/2 | 33,702 | 87.50% | 29,489 | 2,787 | 32,276 |
| 1 | 6149 | POLICE SERGEANT | THERESE K. MANGLONA | 1998 | FT | PL15/2 | 33,702 | 87.50% | 29,489 | 14,586 | 44,075 |
| 1 | 6149 | POLICE SERGEANT | VACANT | | FT | PL15/1 | 1 | 87.50% | 1 | 0 | 1 |
| 1 | 6149 | POLICE SERGEANT | VACANT | | FT | PL15/1 | 1 | 87.50% | 1 | 0 | 1 |
| 185 | | | | | | | | | 3,973,620 | 811,318 | 4,784,938 |

COMMONWEALTH OF THE NORTHERN MARIANA ISLANDS

DEPARTMENT: DEPARTMENT OF PUBLIC SAFETY

DIVISION: ADMINISTRATIVE DIVISION

ORG: 11150100

| ORG | OBJECT | DESCRIPTION | 2022 ACTUAL | 2023 ACTUAL | 2024 BUDGET PL 23-09 | 2025 DEPARTMENT SUBMISSION | 2025 GOVERNOR'S PROPOSAL |
|---|--------|----------------------------|-----------------|----------------|----------------------------|----------------------------------|--------------------------------|
| 11150100 | 61000 | WAGES & SALARIES | 328,878 | 234,311 | 444,675 | 464,321 | 406,281 |
| 11150100 | 61005 | ARPA PREMIUM PAY | 1,552 | 0 | 0 | 0 | 0 |
| 11150100 | 61010 | OVERTIME COMPENSATION | 737 | 361 | 0 | 0 | 0 |
| 11150100 | 61020 | HOLIDAY PAY | 0 | 241 | 0 | 0 | 0 |
| 11150100 | 62000 | FICA CONTRIBUTION | 20,532 | 14,565 | 0 | 28,788 | 25,189 |
| 11150100 | 62010 | MEDICARE CONTRIBUTION | 4,802 | 3,406 | 0 | 6,733 | 5,891 |
| 11150100 | 62100 | 401K EMPLOYER CONTRIBUTION | 0 | -18 | 28 | 0 | 0 |
| 11150100 | 62200 | HEALTH INSURANCE PREMIUM | 25,652 | 20,961 | 0 | 0 | 25,156 |
| 11150100 | 62211 | PERSONNEL INSURANCE | 3,181 | 2,536 | 0 | 8,358 | 5,550 |
| TOTAL PERSONNEL | | | 385,333 | 276,361 | 444,703 | 508,200 | 468,067 |
| 11150100 | 63000 | PROFESSIONAL SERVICES | -137,500 | 1,530 | 0 | 20,000 | 0 |
| 11150100 | 63100 | REPAIR AND MAINTENANCE | -150 | 0 | 0 | 5,000 | 0 |
| 11150100 | 64090 | COMMUNICATIONS | -32,333 | 0 | 0 | 204,000 | 0 |
| 11150100 | 64100 | PRINTING AND PHOTOCOPYING | 0 | 0 | 0 | 1,800 | 0 |
| 11150100 | 65000 | OFFICE SUPPLIES | 0 | 0 | 0 | 5,500 | 0 |
| 11150100 | 65010 | OPERATIONAL SUPPLIES | 0 | 0 | 0 | 20,000 | 0 |
| 11150100 | 65900 | FREIGHT AND HANDLING | -388 | 194 | 0 | 0 | 0 |
| 11150100 | 69000 | OTHER EXPENSES | 10,000 | 0 | 4,573 | 0 | 0 |
| TOTAL OTHER EXPENSES | | | -160,371 | 1,724 | 4,573 | 256,300 | 0 |
| 11150100 | 64060 | UTILITIES | 0 | 0 | 0 | 480,000 | 0 |
| TOTAL PERSONNEL, OTHER EXPENSES, AND UTILITIES | | | 224,962 | 278,085 | 449,276 | 1,244,500 | 468,067 |

COMMONWEALTH OF THE NORTHERN MARIANA ISLANDS

DEPARTMENT: DEPARTMENT OF PUBLIC SAFETY

DIVISION: ADMINISTRATIVE DIVISION

ORG: 11150100

| ORG | OBJECT | DESCRIPTION | 2022 ACTUAL | 2023 ACTUAL | 2024 BUDGET PL 23-09 | 2025 DEPARTMENT SUBMISSION | 2025 GOVERNOR'S PROPOSAL |
|----------------------------|--------|-----------------------|----------------|----------------|----------------------------|----------------------------------|--------------------------------|
| 11150100 | 69010 | PUBLIC AUDITOR 1% FEE | 644 | 4,506 | 0 | 12,445 | 4,681 |
| GRAND TOTAL | | | 225,607 | 282,591 | 449,276 | 1,256,945 | 472,748 |
| NUMBER OF POSITIONS | | | 14 | 14 | 14 | 14 | 13 |

GENERAL FUND

Budget Year: 2025

Department: Department of Public Safety
Division/Activity: Administrative Division
Org Code: 11150100

| NOP | Job Class Code | Position | Employee | Employee Number | Personnel Status Code | Pay Grade/Step | Annual Salary | Allocation Percent | Allocation Salary | Total Fringe Benefits | Total |
|-----------|----------------|--------------------------------|-----------------------------|-----------------|-----------------------|----------------|---------------|--------------------|-------------------|-----------------------|----------------|
| 1 | 1106 | DIRECTOR ADMINISTRATIVE SERVIC | ELOISE-KAY A. INOS | 3284 | FT | PL20/11 | 62,071 | 87.50% | 54,312 | 8,182 | 62,494 |
| 1 | 0023 | ADMINISTRATIVE ASSISTANT | SHAWNA LEE T. KILELEMAN | 3286 | FT | PL05/5 | 22,280 | 87.50% | 19,495 | 1,491 | 20,986 |
| 1 | 1015 | ADMINISTRATIVE OFFICER I | LUPE B. REPEKI | 3276 | FT | PL11/5 | 29,857 | 87.50% | 26,125 | 2,469 | 28,594 |
| 1 | 1016 | ADMINISTRATIVE OFFICER II | ROSE ANN D. DELA CRUZ | 3273 | FT | PL13/10 | 42,012 | 87.50% | 36,761 | 3,474 | 40,235 |
| 1 | 1017 | ADMINISTRATIVE OFFICER III | ESTHER MARIE B. DELOS REYES | 3274 | FT | PL15/11 | 48,635 | 87.50% | 42,555 | 4,021 | 46,577 |
| 1 | 1017 | ADMINISTRATIVE OFFICER III | LEONARDO T. DUENAS | 3259 | FT | PL15/10 | 46,319 | 87.50% | 40,529 | 10,081 | 50,610 |
| 1 | 1021 | ADMINISTRATIVE SPECIALIST I | SHAWANA O. SABLAN | 3256 | FT | PL07/4 | 23,394 | 87.50% | 20,470 | 1,566 | 22,036 |
| 1 | 1678 | ASST. SYSTEM ADMINISTRATOR | VINCENT B. INOS | 3747 | FT | PL15/7 | 40,012 | 87.50% | 35,010 | 3,308 | 38,319 |
| 1 | 0043 | CLERK I | ANTONIO C. MUNA | 3267 | FT | PL01/4 | 17,457 | 87.50% | 15,275 | 4,218 | 19,493 |
| 1 | 0043 | CLERK I | JOAQISHA KIANA S. AGUON | 3268 | FT | PL01/4 | 17,457 | 87.50% | 15,275 | 1,169 | 16,443 |
| 1 | 1233 | FEDRAL PRGRAM COORDINATOR I | GERRILYN P. DELA CRUZ | 3750 | FT | PL09/8 | 31,350 | 87.50% | 27,431 | 2,099 | 29,530 |
| 1 | 1638 | SUPERVISOR, CRIMINAL RECORDS | ELMA K. TENORIO | 3260 | FT | PL12/4 | 29,857 | 87.50% | 26,125 | 5,518 | 31,643 |
| 1 | 1685 | SYSTEM ADMINISTRATOR | JOHN A. DELEON GUERRERO | 3263 | FT | PL18/10 | 53,620 | 87.50% | 46,917 | 14,191 | 61,108 |
| 13 | | | | | | | | | 406,281 | 61,787 | 468,067 |

COMMONWEALTH OF THE NORTHERN MARIANA ISLANDS

DEPARTMENT: DEPARTMENT OF PUBLIC SAFETY

DIVISION: MOTOR VEHICLE DIVISION

ORG: 11150300

| ORG | OBJECT | DESCRIPTION | 2022 ACTUAL | 2023 ACTUAL | 2024 BUDGET PL 23-09 | 2025 DEPARTMENT SUBMISSION | 2025 GOVERNOR'S PROPOSAL |
|---|--------|---------------------------|----------------|----------------|----------------------------|----------------------------------|--------------------------------|
| 11150300 | 61000 | WAGES & SALARIES | 194,156 | 133,567 | 260,735 | 294,733 | 238,722 |
| 11150300 | 61010 | OVERTIME COMPENSATION | 2,568 | 0 | 0 | 0 | 0 |
| 11150300 | 61020 | HOLIDAY PAY | 514 | 841 | 0 | 0 | 0 |
| 11150300 | 62000 | FICA CONTRIBUTION | 12,229 | 8,333 | 0 | 18,273 | 14,801 |
| 11150300 | 62010 | MEDICARE CONTRIBUTION | 2,860 | 1,949 | 0 | 4,274 | 3,461 |
| 11150300 | 62200 | HEALTH INSURANCE PREMIUM | 15,443 | 10,144 | 0 | 0 | 15,399 |
| 11150300 | 62211 | PERSONNEL INSURANCE | 1,196 | 662 | 0 | 5,305 | 1,037 |
| TOTAL PERSONNEL | | | 228,966 | 155,496 | 260,735 | 322,585 | 273,420 |
| 11150300 | 63100 | REPAIR AND MAINTENANCE | 0 | 0 | 0 | 11,000 | 0 |
| 11150300 | 64100 | PRINTING AND PHOTOCOPYING | 0 | 0 | 0 | 10,000 | 0 |
| 11150300 | 64800 | TRAVEL EXPENSES | 0 | 0 | 0 | 2,400 | 0 |
| 11150300 | 65000 | OFFICE SUPPLIES | 0 | 0 | 0 | 5,500 | 0 |
| 11150300 | 65010 | OPERATIONAL SUPPLIES | 0 | 0 | 0 | 27,500 | 0 |
| 11150300 | 65900 | FREIGHT AND HANDLING | 0 | 0 | 0 | 4,800 | 0 |
| 11150300 | 69000 | OTHER EXPENSES | 0 | 0 | 2,682 | 0 | 0 |
| TOTAL OTHER EXPENSES | | | 0 | 0 | 2,682 | 61,200 | 0 |
| 11150300 | 64060 | UTILITIES | 0 | 0 | 0 | 0 | 0 |
| TOTAL PERSONNEL, OTHER EXPENSES, AND UTILITIES | | | 228,966 | 155,496 | 263,417 | 383,785 | 273,420 |
| 11150300 | 69010 | PUBLIC AUDITOR 1% FEE | 38,608 | 2,381 | 0 | 3,838 | 2,734 |
| GRAND TOTAL | | | 267,574 | 157,877 | 263,417 | 387,623 | 276,154 |

COMMONWEALTH OF THE NORTHERN MARIANA ISLANDS

DEPARTMENT: DEPARTMENT OF PUBLIC SAFETY

DIVISION: MOTOR VEHICLE DIVISION

ORG: 11150300

| ORG | OBJECT | DESCRIPTION | 2022 ACTUAL | 2023 ACTUAL | 2024 BUDGET PL 23-09 | 2025 DEPARTMENT SUBMISSION | 2025 GOVERNOR'S PROPOSAL |
|-----|--------|----------------------------|----------------|----------------|----------------------------|----------------------------------|--------------------------------|
| | | NUMBER OF POSITIONS | 11 | 11 | 11 | 12 | 12 |

Budget Year: 2025

Department: Department of Public Safety
Division/Activity: Motor Vehicle Division
Org Code: 11150300

| NOP | Job Class Code | Position | Employee | Employee Number | Personnel Status Code | Pay Grade/Step | Annual Salary | Allocation Percent | Allocation Salary | Total Fringe Benefits | Total |
|-----------|----------------|-------------------------------|------------------------------|-----------------|-----------------------|----------------|---------------|--------------------|-------------------|-----------------------|----------------|
| 1 | 6014 | DIRECTOR MOTOR VEHICLES | VACANT | | FT | PL19/1 | 36,292 | 87.50% | 31,755 | 2,429 | 34,185 |
| 1 | 0002 | ACCOUNT CLERK II | MARY MARGARET M. GODWIN | 3278 | FT | PL03/4 | 19,246 | 87.50% | 16,840 | 1,288 | 18,129 |
| 1 | 0023 | ADMINISTRATIVE ASSISTANT | MAGDALENE MAE B. SALAS | 3272 | FT | PL05/6 | 23,394 | 87.50% | 20,470 | 1,566 | 22,036 |
| 1 | 1630 | DRIVERS LICENSE TECHNICIAN | KATHERINE P. TERRY | 3277 | FT | PL05/4 | 21,219 | 87.50% | 18,567 | 1,755 | 20,321 |
| 1 | 1631 | DRIVERS LICENSE TECHNICIAN II | ANTHONY N. SANTOS | 1910 | FT | PL07/4 | 23,394 | 87.50% | 20,470 | 4,615 | 25,085 |
| 1 | 1631 | DRIVERS LICENSE TECHNICIAN II | JOHN D. ARRIOLA | 3258 | FT | PL07/4 | 23,394 | 87.50% | 20,470 | 1,934 | 22,404 |
| 1 | 1631 | DRIVERS LICENSE TECHNICIAN II | JOSELYN S. CABRERA | 3282 | FT | PL07/4 | 23,394 | 87.50% | 20,470 | 7,817 | 28,286 |
| 1 | 1631 | DRIVERS LICENSE TECHNICIAN II | LINDA ANN T. KOSHIRO | 3271 | FT | PL07/4 | 23,394 | 87.50% | 20,470 | 4,615 | 25,085 |
| 1 | 1633 | VEHICLE REGISTRATION TECH | ALYSSA LINHELLE C. MACARANAS | 3257 | FT | PL05/4 | 21,219 | 87.50% | 18,567 | 1,755 | 20,321 |
| 1 | 1633 | VEHICLE REGISTRATION TECH | BRITNEY ANN C. BORJA | 3265 | FT | PL05/1 | 18,330 | 87.50% | 16,039 | 1,227 | 17,266 |
| 1 | 1633 | VEHICLE REGISTRATION TECH | CELINA LYNN A. ALDAN | 3262 | FT | PL05/4 | 21,219 | 87.50% | 18,567 | 4,470 | 23,036 |
| 1 | 1633 | VEHICLE REGISTRATION TECH | MARIO C. CEPEDA | 3998 | FT | PL05/1 | 18,330 | 87.50% | 16,039 | 1,227 | 17,266 |
| 12 | | | | | | | | | 238,722 | 34,698 | 273,420 |

COMMONWEALTH OF THE NORTHERN MARIANA ISLANDS

DEPARTMENT: DEPARTMENT OF PUBLIC WORKS

DIVISION: SECRETARY PUBLIC WORKS

ORG: 11200100

| ORG | OBJECT | DESCRIPTION | 2022 ACTUAL | 2023 ACTUAL | 2024 BUDGET PL 23-09 | 2025 DEPARTMENT SUBMISSION | 2025 GOVERNOR'S PROPOSAL |
|------------------------|--------|----------------------------|----------------|----------------|----------------------------|----------------------------------|--------------------------------|
| 11200100 | 61000 | WAGES & SALARIES | 283,297 | 202,833 | 401,907 | 439,962 | 354,117 |
| 11200100 | 61020 | HOLIDAY PAY | 0 | 3,470 | 0 | 0 | 0 |
| 11200100 | 62000 | FICA CONTRIBUTION | 17,564 | 12,791 | 0 | 27,278 | 21,955 |
| 11200100 | 62010 | MEDICARE CONTRIBUTION | 4,108 | 2,992 | 0 | 6,379 | 5,135 |
| 11200100 | 62100 | 401K EMPLOYER CONTRIBUTION | 4,452 | 3,314 | 0 | 232 | 5,413 |
| 11200100 | 62101 | RETIREMENT CONTRIBUTIONS | 28,996 | 12,251 | 0 | 15,587 | 12,159 |
| 11200100 | 62200 | HEALTH INSURANCE PREMIUM | 22,592 | 10,834 | 0 | 0 | 10,629 |
| 11200100 | 62211 | PERSONNEL INSURANCE | 3,549 | 2,638 | 0 | 7,919 | 4,488 |
| TOTAL PERSONNEL | | | 364,558 | 251,122 | 401,907 | 497,357 | 413,897 |
| 11200100 | 63000 | PROFESSIONAL SERVICES | 1,470 | 210 | 0 | 0 | 0 |
| 11200100 | 63100 | REPAIR AND MAINTENANCE | 10,844 | 0 | 0 | 0 | 0 |
| 11200100 | 63300 | CLEANING SERVICES | 6,973 | 0 | 0 | 0 | 0 |
| 11200100 | 64000 | ADMINISTRATIVE COSTS | 1,293 | 0 | 0 | 0 | 0 |
| 11200100 | 64080 | DUES AND SUBSCRIPTIONS | 234 | 0 | 0 | 0 | 0 |
| 11200100 | 64090 | COMMUNICATIONS | 14,999 | 2,274 | 0 | 0 | 0 |
| 11200100 | 64100 | PRINTING AND PHOTOCOPYING | 3,265 | 0 | 0 | 0 | 0 |
| 11200100 | 64110 | ADVERTISING | 258 | 0 | 0 | 0 | 0 |
| 11200100 | 64730 | RENTAL-OFFICE EQUIPMENT | 240 | 0 | 0 | 0 | 0 |
| 11200100 | 64800 | TRAVEL EXPENSES | 1,152 | 171 | 0 | 0 | 0 |
| 11200100 | 65000 | OFFICE SUPPLIES | 2,248 | 0 | 0 | 0 | 0 |
| 11200100 | 65010 | OPERATIONAL SUPPLIES | 12,970 | 614 | 0 | 0 | 0 |
| 11200100 | 65030 | | 78,599 | 1,293 | 0 | 0 | 0 |
| 11200100 | 65040 | FURNITURE & FIXTURES | 4,032 | 0 | 0 | 0 | 0 |

COMMONWEALTH OF THE NORTHERN MARIANA ISLANDS

DEPARTMENT: DEPARTMENT OF PUBLIC WORKS

DIVISION: SECRETARY PUBLIC WORKS

ORG: 11200100

| ORG | OBJECT | DESCRIPTION | 2022 ACTUAL | 2023 ACTUAL | 2024 BUDGET PL 23-09 | 2025 DEPARTMENT SUBMISSION | 2025 GOVERNOR'S PROPOSAL |
|---|--------|-----------------------|----------------|----------------|----------------------------|----------------------------------|--------------------------------|
| 11200100 | 66070 | TECHNOLOGY EQUIP | 5,412 | 0 | 0 | 0 | 0 |
| 11200100 | 69000 | OTHER EXPENSES | 0 | 0 | 0 | 0 | 0 |
| TOTAL OTHER EXPENSES | | | 143,990 | 4,561 | 0 | 0 | 0 |
| 11200100 | 64060 | UTILITIES | -2,472 | 0 | 0 | 0 | 0 |
| TOTAL PERSONNEL, OTHER EXPENSES, AND UTILITIES | | | 506,076 | 255,684 | 401,907 | 497,357 | 413,897 |
| 11200100 | 69010 | PUBLIC AUDITOR 1% FEE | 12,555 | 4,116 | 4,130 | 0 | 4,139 |
| GRAND TOTAL | | | 518,631 | 259,799 | 406,037 | 497,357 | 418,036 |
| NUMBER OF POSITIONS | | | 12 | 12 | 12 | 12 | 10 |

GENERAL FUND

Budget Year: 2025

Department: Department of Public Works
Division/Activity: Secretary Public Works
Org Code: 11200100

| NOP | Job Class Code | Position | Employee | Employee Number | Personnel Status Code | Pay Grade/Step | Annual Salary | Allocation Percent | Allocation Salary | Total Fringe Benefits | Total |
|-----------|----------------|--------------------------------|-----------------------|-----------------|-----------------------|----------------|---------------|--------------------|-------------------|-----------------------|----------------|
| 1 | 9124 | SECRETARY OF DPW | RAY N. YUMUL | 5912 | AP | UNG | 54,000 | 80.0% | 43,200 | 3,305 | 46,505 |
| 1 | 1002 | ACCOUNTANT II | JUNE R. PANGELINAN | 2221 | FT | PL12/4 | 29,857 | 87.5% | 26,125 | 3,514 | 29,639 |
| 1 | 1015 | ADMINISTRATIVE OFFICER I | RITA ILAL | 2239 | FT | PL11/5 | 29,857 | 87.5% | 26,125 | 3,044 | 29,169 |
| 1 | 1017 | ADMINISTRATIVE OFFICER III | TINA MARIE M. AGUON | 2093 | FT | PL15/10 | 46,319 | 87.5% | 40,529 | 15,989 | 56,518 |
| 1 | 1017 | ADMINISTRATIVE OFFICER III | WINNEFRIDA P. TAITANO | 2227 | FT | PL15/10 | 46,319 | 87.5% | 40,529 | 5,451 | 45,980 |
| 1 | 1106 | DIRECTOR ADMINSTRATVE SERVICES | PETER P. CAMACHO | 2257 | FT | PL20/10 | 59,116 | 87.5% | 51,726 | 4,888 | 56,614 |
| 1 | 1399 | MANAGER, ACCOUNTING BRANCH | RITA P. SIREN | 2206 | FT | PL18/8 | 48,635 | 87.5% | 42,555 | 9,209 | 51,764 |
| 1 | 1744 | SPECIAL ADVISOR | JOSEPH A. ARRIOLA | | ES | UNG | 40,500 | 87.5% | 35,438 | 2,711 | 38,148 |
| 1 | 1629 | SUPPLY MANAGEMENT OFFICER | JUAN TOMOKANE | 2123 | FT | PL16/5 | 38,106 | 87.5% | 33,343 | 10,295 | 43,638 |
| 1 | 0318 | SUPPLY TECHNICIAN I | MARCELO I. KILELEMAN | 2142 | FT | PL03/1 | 16,626 | 87.5% | 14,547 | 1,375 | 15,922 |
| 10 | | | | | | | | | 354,117 | 59,780 | 413,897 |

COMMONWEALTH OF THE NORTHERN MARIANA ISLANDS

DEPARTMENT: DEPARTMENT OF PUBLIC WORKS
DIVISION: BUILDING SAFETY CODE DIVISION
ORG: 11200200

| ORG | OBJECT | DESCRIPTION | 2022 ACTUAL | 2023 ACTUAL | 2024 BUDGET PL 23-09 | 2025 DEPARTMENT SUBMISSION | 2025 GOVERNOR'S PROPOSAL |
|---|--------|----------------------------|----------------|----------------|----------------------------|----------------------------------|--------------------------------|
| 11200200 | 61000 | WAGES & SALARIES | 306,459 | 219,994 | 500,810 | 417,666 | 417,599 |
| 11200200 | 61020 | HOLIDAY PAY | 0 | 3,851 | 0 | 0 | 0 |
| 11200200 | 61200 | BOARD & OTHER COMPENSATION | 2,645 | 0 | 0 | 0 | 0 |
| 11200200 | 62000 | FICA CONTRIBUTION | 19,164 | 13,878 | 0 | 25,895 | 25,891 |
| 11200200 | 62010 | MEDICARE CONTRIBUTION | 4,482 | 3,246 | 0 | 6,056 | 6,055 |
| 11200200 | 62100 | 401K EMPLOYER CONTRIBUTION | 5,050 | 3,167 | 0 | 305 | 7,260 |
| 11200200 | 62200 | HEALTH INSURANCE PREMIUM | 25,813 | 13,447 | 0 | 0 | 35,720 |
| 11200200 | 62211 | PERSONNEL INSURANCE | 3,485 | 2,539 | 0 | 7,518 | 4,819 |
| TOTAL PERSONNEL | | | 367,099 | 260,122 | 500,810 | 457,440 | 497,344 |
| 11200200 | 63100 | REPAIR AND MAINTENANCE | 175 | 0 | 0 | 0 | 0 |
| 11200200 | 64090 | COMMUNICATIONS | 890 | 0 | 0 | 0 | 0 |
| 11200200 | 64100 | PRINTING AND PHOTOCOPYING | 65 | 0 | 0 | 0 | 0 |
| 11200200 | 65010 | OPERATIONAL SUPPLIES | 1,853 | 0 | 0 | 0 | 0 |
| 11200200 | 65030 | FUEL & LUBRICATE | 919 | 659 | 0 | 0 | 0 |
| 11200200 | 69000 | OTHER EXPENSES | 0 | 0 | 0 | 0 | 0 |
| TOTAL OTHER EXPENSES | | | 3,902 | 659 | 0 | 0 | 0 |
| 11200200 | 64060 | UTILITIES | 0 | 0 | 0 | 0 | 0 |
| TOTAL PERSONNEL, OTHER EXPENSES, AND UTILITIES | | | 371,001 | 260,781 | 500,810 | 457,440 | 497,344 |
| 11200200 | 69010 | PUBLIC AUDITOR 1% FEE | 5,053 | 5,463 | 5,151 | 0 | 4,973 |
| GRAND TOTAL | | | 376,055 | 266,244 | 505,961 | 457,440 | 502,318 |

COMMONWEALTH OF THE NORTHERN MARIANA ISLANDS

DEPARTMENT: DEPARTMENT OF PUBLIC WORKS
DIVISION: BUILDING SAFETY CODE DIVISION
ORG: 11200200

| ORG | OBJECT | DESCRIPTION | 2022 ACTUAL | 2023 ACTUAL | 2024 BUDGET PL 23-09 | 2025 DEPARTMENT SUBMISSION | 2025 GOVERNOR'S PROPOSAL |
|----------------------------|--------|-------------|----------------|----------------|----------------------------|----------------------------------|--------------------------------|
| NUMBER OF POSITIONS | | | 17 | 17 | 18 | 17 | 13 |

Budget Year: 2025

Department: Department of Public Works
Division/Activity: Building Safety Code Division
Org Code: 11200200

| NOP | Job Class Code | Position | Employee | Employee Number | Personnel Status Code | Pay Grade/Step | Annual Salary | Allocation Percent | Allocation Salary | Total Fringe Benefits | Total |
|-----------|----------------|-------------------------------|-----------------------|-----------------|-----------------------|----------------|---------------|--------------------|-------------------|-----------------------|----------------|
| 1 | 1144 | ADMINISTRATIVE OFFICER | YVONNE B. TENORIO | 2137 | ES | UNG | 44,000 | 87.5% | 38,500 | 8,663 | 47,163 |
| 1 | 1808 | ADMINISTRATIVE SPECIALIST | CONSOLACION C. ATALIG | 2111 | ES | UNG | 28,435 | 87.5% | 24,881 | 6,831 | 31,712 |
| 1 | 8404 | BUILDING PLANS EXAMINER | DANIEL S. BUNIAG | 2247 | ES | UNG | 38,106 | 87.5% | 33,343 | 10,295 | 43,638 |
| 1 | 8953 | BUILDING INSPECTOR | JOHN PETER C. SABLAN | 2244 | ES | UNG | 33,000 | 87.5% | 28,875 | 3,884 | 32,759 |
| 1 | 8972 | BUILDING INSPECTOR SUPERVISOR | FRANCISCO D. SABLAN | 2091 | ES | UNG | 45,000 | 87.5% | 39,375 | 7,206 | 46,581 |
| 1 | 8971 | BUILDING INSPECTOR TRAINEE | JOSEPH C. BORJA | 3762 | ES | UNG | 20,000 | 87.5% | 17,500 | 1,654 | 19,154 |
| 1 | 8412 | BUILDING PERMIT SPECIALIST | MARY ANN C. MANALO | 2418 | ES | UNG | 30,000 | 87.5% | 26,250 | 5,966 | 32,216 |
| 1 | 8412 | BUILDING PERMIT SPECIALIST | NADINE B. SABLAN | 2287 | ES | UNG | 33,000 | 87.5% | 28,875 | 3,364 | 32,239 |
| 1 | 8906 | BUILDING SAFETY OFFICIAL | VACANT | | ES | UNG | 65,000 | 87.5% | 65,000 | 4,973 | 69,973 |
| 1 | 8975 | ELECTRICAL ENGINEER | RAUL M. HIDALGO | 2245 | ES | UNG | 44,000 | 87.5% | 38,500 | 4,485 | 42,985 |
| 1 | 5904 | FLOOD PLAIN ADMINISTRATOR | EDWIN TMARSEL | 2094 | ES | UNG | 49,500 | 75.0% | 37,125 | 6,993 | 44,118 |
| 1 | 5900 | FLOODPLAIN GIS TECHNICIAN | KEVIN JAMES A. ACEBO | 6015 | ES | UNG | 25,000 | 87.5% | 21,875 | 14,093 | 35,968 |
| 1 | 0934 | OFFICE CLERK | NAKIA M. REYES | 2196 | ES | UNG | 20,000 | 87.5% | 17,500 | 1,339 | 18,839 |
| 13 | | | | | | | | | 417,599 | 79,746 | 497,344 |

COMMONWEALTH OF THE NORTHERN MARIANA ISLANDS

DEPARTMENT: DEPARTMENT OF PUBLIC WORKS

DIVISION: ROADS AND GROUNDS DIVISION

ORG: 11200500

| ORG | OBJECT | DESCRIPTION | 2022 ACTUAL | 2023 ACTUAL | 2024 BUDGET PL 23-09 | 2025 DEPARTMENT SUBMISSION | 2025 GOVERNOR'S PROPOSAL |
|---|--------|----------------------------|----------------|----------------|----------------------------|----------------------------------|--------------------------------|
| 11200500 | 61000 | WAGES & SALARIES | 237,906 | 165,791 | 375,937 | 467,947 | 409,947 |
| 11200500 | 61020 | HOLIDAY PAY | 0 | 3,455 | 0 | 0 | 0 |
| 11200500 | 62000 | FICA CONTRIBUTION | 14,750 | 10,493 | 0 | 29,013 | 25,417 |
| 11200500 | 62010 | MEDICARE CONTRIBUTION | 3,450 | 2,454 | 0 | 6,785 | 5,944 |
| 11200500 | 62100 | 401K EMPLOYER CONTRIBUTION | 127 | 42 | 0 | 0 | 0 |
| 11200500 | 62200 | HEALTH INSURANCE PREMIUM | 30,784 | 20,593 | 0 | 0 | 35,546 |
| 11200500 | 62211 | PERSONNEL INSURANCE | 2,167 | 1,526 | 0 | 8,423 | 3,460 |
| TOTAL PERSONNEL | | | 289,184 | 204,354 | 375,937 | 512,168 | 480,314 |
| 11200500 | 63100 | REPAIR AND MAINTENANCE | 5,775 | 200 | 0 | 0 | 0 |
| 11200500 | 63300 | CLEANING SERVICES | 558 | 0 | 0 | 0 | 0 |
| 11200500 | 64070 | STORAGE AND HANDLING | 190 | 0 | 0 | 0 | 0 |
| 11200500 | 64800 | TRAVEL EXPENSES | 0 | 0 | 0 | 0 | 0 |
| 11200500 | 65010 | OPERATIONAL SUPPLIES | 1,370 | 0 | 0 | 0 | 0 |
| 11200500 | 65030 | FUEL & LUBRICATE | 537 | 0 | 0 | 0 | 0 |
| 11200500 | 65040 | FURNITURE & FIXTURES | 450 | 0 | 0 | 0 | 0 |
| 11200500 | 65900 | FREIGHT AND HANDLING | 175 | 175 | 0 | 0 | 0 |
| 11200500 | 69000 | OTHER EXPENSES | 0 | 0 | 0 | 0 | 0 |
| TOTAL OTHER EXPENSES | | | 9,056 | 375 | 0 | 0 | 0 |
| 11510100 | 64060 | UTILITIES | 0 | 0 | 0 | 0 | 0 |
| TOTAL PERSONNEL, OTHER EXPENSES, AND UTILITIES | | | 298,240 | 204,729 | 375,937 | 512,168 | 480,314 |
| 11200500 | 69010 | PUBLIC AUDITOR 1% FEE | 3,374 | 3,536 | 3,867 | 0 | 4,803 |

COMMONWEALTH OF THE NORTHERN MARIANA ISLANDS

DEPARTMENT: DEPARTMENT OF PUBLIC WORKS

DIVISION: ROADS AND GROUNDS DIVISION

ORG: 11200500

| ORG | OBJECT | DESCRIPTION | 2022 ACTUAL | 2023 ACTUAL | 2024 BUDGET PL 23-09 | 2025 DEPARTMENT SUBMISSION | 2025 GOVERNOR'S PROPOSAL |
|----------------------------|--------|-------------|----------------|----------------|----------------------------|----------------------------------|--------------------------------|
| GRAND TOTAL | | | 301,614 | 208,265 | 379,804 | 512,168 | 485,117 |
| NUMBER OF POSITIONS | | | 17 | 17 | 27 | 22 | 22 |

Budget Year: 2025

Department: Department of Public Works
 Division/Activity: Roads and Grounds Division
 Org Code: 11200500

| NOP | Job Class Code | Position | Employee | Employee Number | Personnel Status Code | Pay Grade/Step | Annual Salary | Allocation Percent | Allocation Salary | Total Fringe Benefits | Total |
|-----|----------------|--------------------------------|-------------------------|-----------------|-----------------------|----------------|---------------|--------------------|-------------------|-----------------------|----------------|
| 1 | 8216 | DIRECTOR, ROADS & GROUNDS | MICHAEL A. BORJA | 2212 | FT | PL20/4 | 44,113 | 87.5% | 38,599 | 7,133 | 45,731 |
| 1 | 8393 | EQUIPMENT OPERATOR II | BENJAMIN A. LIZAMA | 2140 | FT | PL02/3 | 17,457 | 87.5% | 15,275 | 1,169 | 16,443 |
| 1 | 8394 | EQUIPMENT OPERATOR III | JORDAN A. TAGABUEL | 2186 | FT | PL03/3 | 18,330 | 87.5% | 16,039 | 4,712 | 20,751 |
| 1 | 8395 | EQUIPMENT OPERATOR IV | ERNEST . KANAI | 2105 | FT | PL04/7 | 23,394 | 87.5% | 20,470 | 5,419 | 25,889 |
| 1 | 8395 | EQUIPMENT OPERATOR IV | PEDRO T. LITULUMAR | 2210 | FT | PL04/6 | 22,280 | 87.5% | 19,495 | 1,842 | 21,337 |
| 1 | 8396 | EQUIPMENT OPERATOR SUPERVISOR | ROGER ANTHONY I. MARLIK | 2100 | FT | PL06/4 | 22,280 | 87.5% | 19,495 | 5,327 | 24,822 |
| 1 | 8562 | GROUNDS MAINTENANCE FOREMAN II | RAMON R. LISUA | 2128 | FT | PL08/9 | 31,350 | 87.5% | 27,431 | 13,743 | 41,175 |
| 1 | 8024 | ROADS-GROUNDS MAINT BRANCH MGR | JOSEPH MANUEL C. CASTRO | 2147 | FT | PL15/4 | 34,564 | 87.5% | 30,243 | 2,314 | 32,557 |
| 1 | 1641 | SUPPLY SPECIALIST III | RICARDO C. TORRES | 2112 | FT | PL13/3 | 29,857 | 87.5% | 26,125 | 2,469 | 28,594 |
| 1 | 8797 | TRADES HELPER | ARBY YAGUEL | | FT | PL01/1 | 15,080 | 87.5% | 13,195 | 1,009 | 14,204 |
| 1 | 8797 | TRADES HELPER | EDWIN P. TAITANO | 2290 | FT | PL01/1 | 15,080 | 87.5% | 13,195 | 4,732 | 17,927 |
| 1 | 8797 | TRADES HELPER | FRANCISCO R. ILO | 2228 | FT | PL01/1 | 15,080 | 87.5% | 13,195 | 1,009 | 14,204 |
| 1 | 8797 | TRADES HELPER | FRANKLIN M. IGUEL JR | 2129 | FT | PL01/3 | 16,626 | 87.5% | 14,547 | 1,113 | 15,660 |
| 1 | 8797 | TRADES HELPER | JOH JOSEPH CASTRO | | FT | PL01/1 | 15,080 | 87.5% | 13,195 | 1,009 | 14,204 |
| 1 | 8797 | TRADES HELPER | JOSE LIZAMA | | FT | PL01/1 | 15,080 | 87.5% | 13,195 | 1,009 | 14,204 |
| 1 | 8797 | TRADES HELPER | KIR -KRIWO WILLIAM | | FT | PL01/1 | 15,080 | 87.5% | 13,195 | 1,009 | 14,204 |
| 1 | 8797 | TRADES HELPER | MASINA O. LEUTA | 4280 | FT | PL01/1 | 15,080 | 87.5% | 13,195 | 1,009 | 14,204 |
| 1 | 8797 | TRADES HELPER | NORMAN L. TENORIO | 2215 | FT | PL01/1 | 15,080 | 87.5% | 13,195 | 4,494 | 17,689 |
| 1 | 8797 | TRADES HELPER | SONNY BABAUTA | | FT | PL01/1 | 15,080 | 87.5% | 13,195 | 1,009 | 14,204 |
| 1 | 8797 | TRADES HELPER | VINCENT C. CASTRO | 2146 | FT | PL01/3 | 16,626 | 87.5% | 14,547 | 1,113 | 15,660 |
| 1 | 8819 | TRADES SPECIALIST II | JOSE M. BABAUTA | 2235 | FT | PL13/4 | 31,350 | 87.5% | 27,431 | 6,077 | 33,509 |
| 1 | 8808 | TRADES TECHNICIAN II | POLICARPIO T. TEREYAMA | 3764 | FT | PL07/5 | 24,564 | 87.5% | 21,493 | 1,644 | 23,137 |
| | | | | | | | | | 409,947 | 70,368 | 480,314 |

COMMONWEALTH OF THE NORTHERN MARIANA ISLANDS

DEPARTMENT: DEPARTMENT OF PUBLIC WORKS

DIVISION: TECHNICAL SERVICES DIVISION

ORG: 11200700

| ORG | OBJECT | DESCRIPTION | 2022 ACTUAL | 2023 ACTUAL | 2024 BUDGET PL 23-09 | 2025 DEPARTMENT SUBMISSION | 2025 GOVERNOR'S PROPOSAL |
|---|--------|----------------------------|----------------|----------------|----------------------------|----------------------------------|--------------------------------|
| 11200700 | 61000 | WAGES & SALARIES | 486,610 | 386,439 | 680,360 | 682,150 | 595,559 |
| 11200700 | 61010 | OVERTIME COMPENSATION | 404 | 3,089 | 0 | 0 | 0 |
| 11200700 | 61020 | HOLIDAY PAY | 0 | 5,307 | 0 | 0 | 0 |
| 11200700 | 62000 | FICA CONTRIBUTION | 30,194 | 24,482 | 0 | 42,293 | 36,925 |
| 11200700 | 62010 | MEDICARE CONTRIBUTION | 7,061 | 5,726 | 0 | 9,891 | 8,636 |
| 11200700 | 62100 | 401K EMPLOYER CONTRIBUTION | 2,341 | 1,792 | 0 | 169 | 3,941 |
| 11200700 | 62101 | RETIREMENT CONTRIBUTIONS | -62 | 0 | 0 | 0 | 0 |
| 11200700 | 62200 | HEALTH INSURANCE PREMIUM | 45,788 | 45,998 | 0 | 0 | 38,572 |
| 11200700 | 62211 | PERSONNEL INSURANCE | 5,052 | 3,655 | 0 | 12,279 | 5,187 |
| TOTAL PERSONNEL | | | 577,388 | 476,488 | 680,360 | 746,782 | 688,820 |
| 11200700 | 63100 | REPAIR AND MAINTENANCE | 77,988 | 0 | 0 | 0 | 0 |
| 11200700 | 69000 | OTHER EXPENSES | 0 | 0 | 0 | 0 | 0 |
| TOTAL OTHER EXPENSES | | | 77,988 | 0 | 0 | 0 | 0 |
| 11200700 | 64060 | UTILITIES | 0 | 0 | 0 | 0 | 0 |
| TOTAL PERSONNEL, OTHER EXPENSES, AND UTILITIES | | | 655,377 | 476,488 | 680,360 | 746,782 | 688,820 |
| 11200700 | 69010 | PUBLIC AUDITOR 1% FEE | 3,864 | 7,238 | 7,030 | 0 | 6,888 |
| GRAND TOTAL | | | 659,241 | 483,726 | 687,390 | 746,782 | 695,708 |
| NUMBER OF POSITIONS | | | 22 | 29 | 29 | 21 | 21 |

Budget Year: 2025

Department: Department of Public Works
Division/Activity: Technical Services Division
Org Code: 11200700

| NOP | Job Class Code | Position | Employee | Employee Number | Personnel Status Code | Pay Grade/Step | Annual Salary | Allocation Percent | Allocation Salary | Total Fringe Benefits | Total |
|-----------|----------------|--------------------------------|----------------------------|-----------------|-----------------------|----------------|---------------|--------------------|-------------------|-----------------------|----------------|
| 1 | 5042 | DIRECTOR TECHNICAL SERVICES | ANTHONY A. CAMACHO | 2223 | FT | PL20/10 | 59,116 | 78% | 46,110 | 4,357 | 50,468 |
| 1 | 1002 | ACCOUNTANT II | JERMAYNE D. SASAMOTO | 2264 | FT | PL12/6 | 32,918 | 87.5% | 28,803 | 2,203 | 31,006 |
| 1 | 1004 | ACCOUNTANT IV (SUPERVISOR) | GEORGE C. SABLAN | 2205 | FT | PL17/8 | 46,319 | 87.5% | 40,529 | 3,830 | 44,359 |
| 1 | 0023 | ADMINISTRATIVE ASSISTANT | ANNETTE J. CASTRO | 2230 | FT | PLO5/3 | 20,209 | 87.5% | 17,683 | 1,671 | 19,354 |
| 1 | 0401 | ADMINISTRATIVE ASSISTANT | NOEL JESUS V. MAULDIN | 5674 | ES | UNG | 20,000 | 87.5% | 17,500 | 1,339 | 18,839 |
| 1 | 5002 | ARCHITECT | CRYSTAL C. DELEON GUERRERO | 2177 | ES | UNG | 70,000 | 87.5% | 61,250 | 15,837 | 77,087 |
| 1 | 5002 | ARCHITECT | MARIANNE I. TUBIL | 2176 | ES | UNG | 40,000 | 87.5% | 35,000 | 6,163 | 41,163 |
| 1 | 5007 | ARCHITECTURAL CAD DESIGNER | CONRADO T. LIBUT | 4754 | ES | UNG | 40,000 | 87.5% | 35,000 | 6,163 | 41,163 |
| 1 | 8266 | CONSTRUCTION INSPECTOR III | RUBEN C. ACEBO | 2275 | FT | PL10/6 | 29,857 | 87.5% | 26,125 | 9,613 | 35,738 |
| 1 | 1236 | FEDRAL PRGRAM COORDINATOR IV | OSCAR C. PANGELINAN | 2115 | FT | PL17/8 | 46,319 | 38% | 17,369 | 1,641 | 19,011 |
| 1 | 5176 | HIGHWAY ENGINEER III | ISAGANI C. SALAZAR | 2109 | ES | UNG | 70,000 | 38% | 26,250 | 5,737 | 31,987 |
| 1 | 6172 | HIGHWAY INSPECTOR II | JAMES M. REYES | 2273 | FT | PL10/9 | 34,564 | 38% | 12,961 | 992 | 13,953 |
| 1 | 6169 | MGR, TRAFFIC SIGNAL/INSPECTION | THOMAS C. CAMACHO | 2138 | FT | PL17/8 | 46,319 | 87.5% | 40,529 | 4,722 | 45,250 |
| 1 | 0265 | RECEPTIONIST | ANTONIA L. SONGAO | 2233 | ES | UNG | 28,000 | 87.5% | 24,500 | 2,315 | 26,815 |
| 1 | 6168 | SENIOR HIGHWAY INSPECTOR | JEROME P. SAVEA | 2161 | FT | PL13/10 | 42,012 | 38% | 15,755 | 1,489 | 17,243 |
| 1 | 8797 | TRADES HELPER | JUSTMINT J. CASTRO | 3992 | PA | UNG | 15,080 | 87.5% | 13,195 | 1,009 | 14,204 |
| 1 | 8797 | TRADES HELPER | KEVIN A. YAMAGATA | 2262 | FT | PL01/1 | 15,080 | 87.5% | 13,195 | 4,494 | 17,689 |
| 1 | 8818 | TRADES SPECIALIST I | DWAYNE ANDREW P. MUNA | 2236 | FT | PL11/3 | 27,082 | 87.5% | 23,696 | 8,957 | 32,653 |
| 1 | 8818 | TRADES SPECIALIST I | IGNACIO C. SANTOS | 2096 | FT | PL11/9 | 36,292 | 87.5% | 31,755 | 4,271 | 36,026 |
| 1 | 8819 | TRADES SPECIALIST II | BELTRAN B. MUNA | 2119 | FT | PL13/8 | 38,106 | 87.5% | 33,343 | 3,151 | 36,494 |
| 1 | 8819 | TRADES SPECIALIST II | HENRY NORMAN R. ANGUI | 2145 | FT | PL13/9 | 40,012 | 87.5% | 35,010 | 3,308 | 38,319 |
| 21 | | | | | | | | | 595,559 | 93,261 | 688,820 |

COMMONWEALTH OF THE NORTHERN MARIANA ISLANDS

DEPARTMENT: DEPARTMENT OF PUBLIC WORKS
DIVISION: SOLID WASTE MANAGEMENT DIVISION
ORG: 11200600

| ORG | OBJECT | DESCRIPTION | 2022 | 2023 | 2024 | 2025 | 2025 |
|------------------------|--------|----------------------------|----------------|----------------|--------------------|--------------------------|------------------------|
| | | | ACTUAL | ACTUAL | BUDGET PL 23-09 | DEPARTMENT SUBMISSION | GOVERNOR'S PROPOSAL |
| 11200600 | 61000 | WAGES & SALARIES | 549,017 | 378,575 | 770,924 | 802,231 | 592,540 |
| 11200600 | 61010 | OVERTIME COMPENSATION | 0 | 43 | 0 | 0 | 0 |
| 11200600 | 61015 | HAZARD PAY | 98,758 | 5,555 | 0 | 0 | 0 |
| 11200600 | 61020 | HOLIDAY PAY | 203 | 7,249 | 0 | 0 | 0 |
| 11200600 | 62000 | FICA CONTRIBUTION | 40,175 | 24,150 | 0 | 49,738 | 36,737 |
| 11200600 | 62010 | MEDICARE CONTRIBUTION | 9,396 | 5,648 | 0 | 11,632 | 8,592 |
| 11200600 | 62100 | 401K EMPLOYER CONTRIBUTION | 5,700 | 3,120 | 0 | 187 | 5,762 |
| 11200600 | 62200 | HEALTH INSURANCE PREMIUM | 34,213 | 35,077 | 0 | 0 | 32,408 |
| 11200600 | 62211 | PERSONNEL INSURANCE | 4,213 | 2,880 | 0 | 14,440 | 4,256 |
| TOTAL PERSONNEL | | | 741,676 | 462,297 | 770,924 | 878,228 | 680,296 |
| 11200600 | 63000 | PROFESSIONAL SERVICES | 20,400 | 33,041 | 0 | 0 | 0 |
| 11200600 | 63100 | REPAIR AND MAINTENANCE | 63,316 | 27,279 | 0 | 0 | 0 |
| 11200600 | 64080 | DUES AND SUBSCRIPTIONS | 710 | 742 | 0 | 0 | 0 |
| 11200600 | 64090 | COMMUNICATIONS | 6,862 | 0 | 0 | 0 | 0 |
| 11200600 | 64100 | PRINTING AND PHOTOCOPYING | 445 | 1,807 | 0 | 0 | 0 |
| 11200600 | 64110 | ADVERTISING | 708 | 2,763 | 0 | 0 | 0 |
| 11200600 | 64740 | RENTAL-HEAVY EQUIPMENTS | 7,288 | 0 | 0 | 0 | 0 |
| 11200600 | 64790 | RENTAL-OTHERS | 200 | 0 | 0 | 0 | 0 |
| 11200600 | 64800 | TRAVEL EXPENSES | 1,279 | 1,412 | 0 | 0 | 0 |
| 11200600 | 65000 | OFFICE SUPPLIES | 2,847 | 0 | 0 | 0 | 0 |
| 11200600 | 65010 | OPERATIONAL SUPPLIES | 10,173 | 4,879 | 0 | 0 | 0 |
| 11200600 | 65030 | | 67,965 | 0 | 0 | 0 | 0 |
| 11200600 | 65040 | FURNITURE & FIXTURES | 780 | 0 | 0 | 0 | 0 |

COMMONWEALTH OF THE NORTHERN MARIANA ISLANDS

DEPARTMENT: DEPARTMENT OF PUBLIC WORKS
DIVISION: SOLID WASTE MANAGEMENT DIVISION
ORG: 11200600

| ORG | OBJECT | DESCRIPTION | 2022 ACTUAL | 2023 ACTUAL | 2024 BUDGET PL 23-09 | 2025 DEPARTMENT SUBMISSION | 2025 GOVERNOR'S PROPOSAL |
|---|--------|-----------------------|----------------|----------------|----------------------------|----------------------------------|--------------------------------|
| 11200600 | 66040 | MACHINERY | 0 | 6,243 | 0 | 0 | 0 |
| 11200600 | 66070 | TECHNOLOGY EQUIP | 13,325 | 0 | 0 | 0 | 0 |
| 11200600 | 69000 | OTHER EXPENSES | 0 | 0 | 0 | 0 | 0 |
| TOTAL OTHER EXPENSES | | | 196,299 | 78,166 | 0 | 0 | 0 |
| 11200600 | 64060 | UTILITIES | 0 | 0 | 0 | 0 | 0 |
| TOTAL PERSONNEL, OTHER EXPENSES, AND UTILITIES | | | 937,975 | 540,463 | 770,924 | 878,228 | 680,296 |
| 11200600 | 69010 | PUBLIC AUDITOR 1% FEE | 990 | 7,348 | 7,634 | 0 | 6,803 |
| GRAND TOTAL | | | 938,965 | 547,810 | 778,558 | 878,228 | 687,099 |
| NUMBER OF POSITIONS | | | 35 | 36 | 37 | 34 | 37 |

Budget Year: 2025

Department: Department of Public Works
Division/Activity: Solid Waste Management Division
Org Code: 11200600

| NOP | Job Class Code | Position | Employee | Employee Number | Personnel Status Code | Pay Grade/Step | Annual Salary | Allocation Percent | Allocation Salary | Total Fringe Benefits | Total |
|-----|----------------|--------------------------------|-------------------------------|-----------------|-----------------------|----------------|---------------|--------------------|-------------------|-----------------------|----------------|
| 1 | 5040 | DIRECTOR SOLID WASTE | BLAS T. MAFNAS | 2122 | FT | PL20/7 | 51,066 | 87.5% | 44,683 | 4,223 | 48,905 |
| 1 | 1001 | ACCOUNTANT I | VACANT | | FT | PL10/03 | 1 | 87.5% | 1 | 0 | 1 |
| 1 | 0002 | ACCOUNT CLERK II | CECILE THERESE B. KUBARII | 2151 | FT | PL03/3 | 18,330 | 87.5% | 16,039 | 1,227 | 17,266 |
| 1 | 0002 | ACCOUNT CLERK II | LEE ROBIN O. KAIPAT | 2252 | FT | PL03/3 | 18,330 | 87.5% | 16,039 | 1,868 | 17,907 |
| 1 | 0002 | ACCOUNT CLERK II | LORA LESLEY K. NORITA | 4442 | FT | PL03/1 | 16,626 | 87.5% | 14,547 | 1,113 | 15,660 |
| 1 | 0002 | ACCOUNT CLERK II | MIKAELA S. BORJA | 2180 | FT | PL03/3 | 18,330 | 87.5% | 16,039 | 1,227 | 17,266 |
| 1 | 1004 | ACCOUNTANT IV (SUPERVISOR) | LELINA T. TORRES | 2253 | FT | PL17/6 | 42,012 | 87.5% | 36,761 | 3,474 | 40,235 |
| 1 | 0023 | ADMINISTRATIVE ASSISTANT | DIDI B. SAN NICOLAS | 2619 | PB | PL05/6 | 23,394 | 87.5% | 20,470 | 5,419 | 25,889 |
| 1 | 1015 | ADMINISTRATIVE OFFICER I | CHRISTINA T. ATALIG | 2268 | FT | PL11/6 | 31,350 | 87.5% | 27,431 | 2,099 | 29,530 |
| 1 | 1015 | ADMINISTRATIVE OFFICER I | NIEVES U. REYES | 3496 | FT | PL11/3 | 27,082 | 87.5% | 23,696 | 10,331 | 34,027 |
| 1 | 8392 | EQUIPMENT OPERATOR I | CHARLES MAVERICK K. CANGCO | 2174 | FT | PL02/5 | 19,246 | 87.5% | 16,841 | 1,288 | 18,129 |
| 1 | 8392 | EQUIPMENT OPERATOR I | EUGENE M. SAN NICOLAS | 3493 | PB | PL01/4 | 17,457 | 87.5% | 15,275 | 1,169 | 16,443 |
| 1 | 8392 | EQUIPMENT OPERATOR I | MANUEL M. TORRES | 2126 | FT | PL02/4 | 18,330 | 87.5% | 16,039 | 1,227 | 17,266 |
| 1 | 8393 | EQUIPMENT OPERATOR II | EZEKIEL FITIAL | 2098 | FT | PL02/6 | 20,209 | 87.5% | 17,683 | 1,353 | 19,035 |
| 1 | 8393 | EQUIPMENT OPERATOR II | ANTHONY CABRERA E JR. | | FT | PL02/1 | 15,834 | 87.5% | 13,855 | 1,060 | 14,915 |
| 1 | 8393 | EQUIPMENT OPERATOR II | VACANT | | FT | PL04/6 | 1 | 87.5% | 1 | 0 | 1 |
| 1 | 8394 | EQUIPMENT OPERATOR III | SIMON M. KAAINOA | 2158 | FT | PL03/6 | 21,219 | 87.5% | 18,567 | 1,420 | 19,987 |
| 1 | 8395 | EQUIPMENT OPERATOR IV | BRADLEY A. PINAULA | 2250 | FT | PL04/2 | 18,330 | 87.5% | 16,039 | 1,868 | 17,907 |
| 1 | 8395 | EQUIPMENT OPERATOR IV | CASS AXEL T. CASTRO | 2237 | FT | PL04/6 | 22,280 | 87.5% | 19,495 | 1,491 | 20,986 |
| 1 | 8395 | EQUIPMENT OPERATOR IV | JACK FRANCKLYN A. IGISAIR III | 2278 | FT | PL04/3 | 19,246 | 87.5% | 16,841 | 1,288 | 18,129 |
| 1 | 8395 | EQUIPMENT OPERATOR IV | ROYCE M. HOCOG | 2214 | FT | PL04/6 | 22,280 | 87.5% | 19,495 | 1,491 | 20,986 |
| 1 | 8395 | EQUIPMENT OPERATOR IV | SONNY G. CHARFAUROS | 2216 | FT | PL04/6 | 22,280 | 87.5% | 19,495 | 1,491 | 20,986 |
| 1 | 8395 | EQUIPMENT OPERATOR IV | VACANT | | FT | PL04/7 | 1 | 87.5% | 1 | 0 | 1 |
| 1 | 8396 | EQUIPMENT OPERATOR SUPERVISOR | JIMMY C. MANALANG | 2157 | FT | PL06/7 | 25,792 | 87.5% | 22,568 | 2,133 | 24,701 |
| 1 | 8741 | SOLID WASTE BRANCH MANAGER | MICHAEL B. MANGLONA | 2209 | FT | PL16/5 | 38,106 | 87.5% | 33,343 | 11,628 | 44,972 |
| 1 | 8741 | SOLID WASTE BRANCH MANAGER | VACANT | | FT | PL16/5 | 1 | 87.5% | 1 | 0 | 1 |
| 1 | 8741 | SOLID WASTE BRANCH MANAGER | VACANT | | FT | PL16/5 | 1 | 87.5% | 1 | 0 | 1 |
| 1 | 8743 | SOLID WSTE MAINT LF SUPERVISOR | RAY S. LAZARO | 3510 | FT | UNG | 32,918 | 87.5% | 28,803 | 15,025 | 43,828 |
| 1 | 8743 | SOLID WSTE MAINT LF SUPERVISOR | VACANT | | LT | UNG | 1 | 87.5% | 1 | 0 | 1 |
| 1 | 8743 | SOLID WSTE MAINT LF SUPERVISOR | VACANT | | LT | UNG | 1 | 87.5% | 1 | 0 | 1 |
| 1 | 0319 | SUPPLY TECHNICIAN II | PAYTHON S. RDIALL | 2150 | FT | PL04/6 | 22,280 | 87.5% | 19,495 | 4,976 | 24,471 |
| 1 | 8797 | TRADES HELPER | ALFRED P. TAITANO | 2220 | FT | PL01/1 | 15,080 | 87.5% | 13,195 | 1,009 | 14,204 |
| 1 | 8797 | TRADES HELPER | CRAIG BRANDON A. CEPEDA | 2284 | FT | PL01/2 | 15,834 | 87.5% | 13,855 | 1,060 | 14,915 |
| 1 | 8797 | TRADES HELPER | JESSE RAYMOND C. TAITANO | 4167 | PB | PL01/3 | 16,626 | 87.5% | 14,547 | 1,113 | 15,660 |
| 1 | 8797 | TRADES HELPER | RICARDO R. RASA | 2261 | FT | PL01/4 | 17,457 | 87.5% | 15,275 | 1,169 | 16,443 |
| 1 | 8819 | TRADES SPECIALIST II | ALVIN B. OGO | 3504 | FT | PL13/3 | 29,857 | 87.5% | 26,125 | 3,514 | 29,639 |
| 1 | | VACANT | | | | | 1 | 87.5% | 1 | 0 | 1 |
| | | | | | | | | | 592,540 | 87,756 | 680,296 |

COMMONWEALTH OF THE NORTHERN MARIANA ISLANDS

DEPARTMENT: FIRST SENATORIAL DISTRICT

DIVISION: MAYOR ROTA

ORG: 12270100

| ORG | OBJECT | DESCRIPTION | 2022 | 2023 | 2024 | 2025 | 2025 |
|------------------------|--------|----------------------------|------------------|------------------|--------------------|--------------------------|------------------------|
| | | | ACTUAL | ACTUAL | BUDGET PL 23-09 | DEPARTMENT SUBMISSION | GOVERNOR'S PROPOSAL |
| 12270100 | 61000 | WAGES & SALARIES | 1,358,036 | 1,915,776 | 2,150,229 | 2,282,000 | 1,897,625 |
| 12270100 | 61010 | OVERTIME COMPENSATION | 538 | 548 | 0 | 0 | 0 |
| 12270100 | 61020 | HOLIDAY PAY | 157 | 47,474 | 0 | 0 | 0 |
| 12270100 | 62000 | FICA CONTRIBUTION | 84,241 | 125,218 | 0 | 141,484 | 117,653 |
| 12270100 | 62010 | MEDICARE CONTRIBUTION | 19,701 | 31,978 | 0 | 33,089 | 27,516 |
| 12270100 | 62100 | 401K EMPLOYER CONTRIBUTION | 13,443 | 10,037 | 0 | 11,145 | 8,890 |
| 12270100 | 62101 | RETIREMENT CONTRIBUTIONS | 4,790 | 1,852 | 0 | 0 | 0 |
| 12270100 | 62200 | HEALTH INSURANCE PREMIUM | 43,407 | 71,457 | 0 | 83,460 | 79,975 |
| 12270100 | 62211 | PERSONNEL INSURANCE | 4,681 | 5,691 | 0 | 5,895 | 4,492 |
| TOTAL PERSONNEL | | | 1,528,995 | 2,210,031 | 2,150,229 | 2,557,073 | 2,136,150 |
| 12270100 | 63000 | PROFESSIONAL SERVICES | 11,454 | 0 | 0 | 0 | 0 |
| 12270100 | 63001 | OFFICIAL REPRESENTATION | 12,189 | 2,926 | 0 | 15,000 | 0 |
| 12270100 | 63100 | REPAIR AND MAINTENANCE | 20,762 | 2,884 | 0 | 20,000 | 0 |
| 12270100 | 63300 | CLEANING SERVICES | 200 | 0 | 0 | 0 | 0 |
| 12270100 | 63500 | INAUGURATION EXPENSE | 0 | 25,000 | 0 | 0 | 0 |
| 12270100 | 64090 | COMMUNICATIONS | 9,179 | 57,155 | 0 | 27,000 | 0 |
| 12270100 | 64100 | PRINTING AND PHOTOCOPYING | 0 | 2,458 | 0 | 3,500 | 0 |
| 12270100 | 64110 | ADVERTISING | 0 | 409 | 0 | 0 | 0 |
| 12270100 | 64700 | RENTAL-VEHICLES | 240 | 0 | 0 | 0 | 0 |
| 12270100 | 64710 | RENTAL-HOUSING | 3,402 | 0 | 0 | 0 | 0 |
| 12270100 | 64720 | RENTAL-OFFICES | 39,000 | 0 | 0 | 0 | 0 |
| 12270100 | 64790 | RENTAL-OTHERS | 8,000 | 8,000 | 0 | 0 | 0 |
| 12270100 | 64800 | TRAVEL EXPENSES | 72,733 | 14,581 | 0 | 20,000 | 0 |

COMMONWEALTH OF THE NORTHERN MARIANA ISLANDS

DEPARTMENT: FIRST SENATORIAL DISTRICT

DIVISION: MAYOR ROTA

ORG: 12270100

| ORG | OBJECT | DESCRIPTION | 2022 ACTUAL | 2023 ACTUAL | 2024 BUDGET PL 23-09 | 2025 DEPARTMENT SUBMISSION | 2025 GOVERNOR'S PROPOSAL |
|---|--------------|------------------------------|------------------|------------------|----------------------------|----------------------------------|--------------------------------|
| 12270100 | 65000 | OFFICE SUPPLIES | 2,755 | 5,796 | 0 | 15,000 | 0 |
| 12270100 | 65010 | OPERATIONAL SUPPLIES | 19,579 | 13,603 | 0 | 60,000 | 0 |
| 12270100 | 65030 | FUEL & LUBRICATE | 16,974 | 26,065 | 0 | 60,000 | 0 |
| 12270100 | 65040 | FURNITURE & FIXTURES | 0 | 4,865 | 0 | 0 | 0 |
| 12270100 | 65900 | FREIGHT AND HANDLING | 1,000 | 1,000 | 0 | 10,000 | 0 |
| 12270100 | 66000 | CAPITAL ASSETS | 4,992 | 586 | 0 | 0 | 0 |
| 12270100 | 66040 | MACHINERY | 0 | 0 | 0 | 15,000 | 0 |
| 12270100 | 66060 | VEHICLES | 44,999 | 0 | 0 | 0 | 0 |
| 12270100 | 66070 | TECHNOLOGY EQUIP | 0 | 13,646 | 0 | 25,000 | 0 |
| 12270100 | 69000 | OTHER EXPENSES | 19,780 | 66,661 | 0 | 250,000 | 0 |
| 12270100 | 69110 | CONTRIBUTIONS / DONATIONS | 3,790 | 0 | 0 | 0 | 0 |
| TOTAL OTHER EXPENSES | | | 291,029 | 245,634 | 0 | 520,500 | 0 |
| 12270100 | 64060 | UTILITIES | 767 | 0 | | 690,500 | 250,000 |
| TOTAL PERSONNEL, OTHER EXPENSES, AND UTILITIES | | | 1,820,790 | 2,455,665 | 2,150,229 | 3,768,073 | 2,386,150 |
| 12270100 | 69010 | PUBLIC AUDITOR 1% FEE | 6,114 | 24,097 | 122,098 | 40,000 | 23,862 |
| GRAND TOTAL | | | 1,826,904 | 2,479,763 | 2,272,327 | 3,808,073 | 2,410,012 |
| NUMBER OF POSITIONS | | | 110 | 112 | 112 | 110 | 103 |

GENERAL FUND

Budget Year: 2025

Department: First Senatorial District
Division/Activity: Mayor Rota
Org Code: 12270100

| NOP | Job Class Code | Position | Employee | Employee Number | Personnel Status Code | Pay Grade/Step | Annual Salary | Allocation Percent | Allocation Salary | Total Fringe Benefits | Total |
|-----|----------------|---------------------------|---------------------------|-----------------|-----------------------|----------------|---------------|--------------------|-------------------|-----------------------|--------|
| 1 | 9090 | MAYOR OF ROTA | AUBRY M HOCOG | 2720 | EL | UNG | 75,000 | 100% | 75,000 | 14,231 | 89,231 |
| 1 | 0401 | ADMINISTRATIVE ASSISTANT | ALICIA M OGO | 3317 | ES | UNG | 23,000 | 87.5% | 20,125 | 1,902 | 22,027 |
| 1 | 0401 | ADMINISTRATIVE ASSISTANT | ANA MAGOFNA | 2529 | ES | UNG | 18,000 | 87.5% | 15,750 | 1,205 | 16,955 |
| 1 | 0401 | ADMINISTRATIVE ASSISTANT | APRIL LYN A IGISAIAR | 5972 | ES | UNG | 18,000 | 87.5% | 15,750 | 1,205 | 16,955 |
| 1 | 0401 | ADMINISTRATIVE ASSISTANT | ASIE MARLENA C ATALIG | 2554 | ES | UNG | 16,000 | 87.5% | 14,000 | 1,071 | 15,071 |
| 1 | 0401 | ADMINISTRATIVE ASSISTANT | BARBARA H CAMACHO | 3379 | ES | UNG | 21,000 | 87.5% | 18,375 | 1,406 | 19,781 |
| 1 | 0401 | ADMINISTRATIVE ASSISTANT | BEDA JUANA B CABRERA | 5967 | ES | UNG | 18,000 | 87.5% | 15,750 | 1,205 | 16,955 |
| 1 | 0401 | ADMINISTRATIVE ASSISTANT | CHERYL M REYES | 2696 | ES | UNG | 22,000 | 87.5% | 19,250 | 12,970 | 32,220 |
| 1 | 0401 | ADMINISTRATIVE ASSISTANT | DAICIA M CHARFAUROS | 4000 | ES | UNG | 16,000 | 87.5% | 14,000 | 1,071 | 15,071 |
| 1 | 0401 | ADMINISTRATIVE ASSISTANT | DAISY T ATALIG | 2645 | ES | UNG | 16,000 | 87.5% | 14,000 | 1,071 | 15,071 |
| 1 | 0401 | ADMINISTRATIVE ASSISTANT | DOLORES A LIZAMA | 3175 | ES | UNG | 20,000 | 87.5% | 17,500 | 1,339 | 18,839 |
| 1 | 0401 | ADMINISTRATIVE ASSISTANT | ELIZABETH A KANI | 3376 | ES | UNG | 18,000 | 87.5% | 15,750 | 1,205 | 16,955 |
| 1 | 0401 | ADMINISTRATIVE ASSISTANT | FELISA P JACK | 3367 | ES | UNG | 18,000 | 87.5% | 15,750 | 1,205 | 16,955 |
| 1 | 0401 | ADMINISTRATIVE ASSISTANT | FLORIA BREE Q MARATITA | 3356 | ES | UNG | 16,000 | 87.5% | 14,000 | 1,071 | 15,071 |
| 1 | 0401 | ADMINISTRATIVE ASSISTANT | FRANCES ELAINE H ATALIG | 3362 | ES | UNG | 19,000 | 87.5% | 16,625 | 1,272 | 17,897 |
| 1 | 0401 | ADMINISTRATIVE ASSISTANT | FRANTORIA M UDDIN | 3358 | ES | UNG | 16,000 | 87.5% | 14,000 | 1,071 | 15,071 |
| 1 | 0401 | ADMINISTRATIVE ASSISTANT | IJULINDA M TAISACAN | 3384 | ES | UNG | 20,000 | 87.5% | 17,500 | 2,354 | 19,854 |
| 1 | 0401 | ADMINISTRATIVE ASSISTANT | JAVIANN H LIZAMA | 2525 | ES | UNG | 18,000 | 87.5% | 15,750 | 1,205 | 16,955 |
| 1 | 0401 | ADMINISTRATIVE ASSISTANT | JESSICA A MARATITA | 3375 | ES | UNG | 19,000 | 87.5% | 16,625 | 1,272 | 17,897 |
| 1 | 0401 | ADMINISTRATIVE ASSISTANT | NIDA ROSE TAITANO OGO | | ES | UNG | 18,000 | 87.5% | 15,750 | 1,205 | 16,955 |
| 1 | 0401 | ADMINISTRATIVE ASSISTANT | JULIA MARIA M OGO | 3353 | ES | UNG | 19,000 | 87.5% | 16,625 | 1,937 | 18,562 |
| 1 | 0401 | ADMINISTRATIVE ASSISTANT | LOEWE Q HOCOG | 4035 | ES | UNG | 20,000 | 87.5% | 17,500 | 1,339 | 18,839 |
| 1 | 0401 | ADMINISTRATIVE ASSISTANT | MARIA NINA D ATALIG | 3340 | ES | UNG | 24,000 | 87.5% | 21,000 | 1,607 | 22,607 |
| 1 | 0401 | ADMINISTRATIVE ASSISTANT | MARY CARLEEN O ATALIG | 3329 | ES | UNG | 18,000 | 87.5% | 15,750 | 1,488 | 17,238 |
| 1 | 0401 | ADMINISTRATIVE ASSISTANT | MARY CHRISTINE S FUJIHIRA | 2538 | ES | UNG | 17,000 | 87.5% | 14,875 | 1,138 | 16,013 |
| 1 | 0401 | ADMINISTRATIVE ASSISTANT | MAXINE D CALVO | 3380 | ES | UNG | 16,000 | 87.5% | 14,000 | 1,071 | 15,071 |
| 1 | 0401 | ADMINISTRATIVE ASSISTANT | PIONA MARIE M QUITUGUA | 2569 | ES | UNG | 18,000 | 87.5% | 15,750 | 1,205 | 16,955 |
| 1 | 0401 | ADMINISTRATIVE ASSISTANT | RITA M GARCES | 3381 | ES | UNG | 21,000 | 87.5% | 18,375 | 1,736 | 20,111 |
| 1 | 0401 | ADMINISTRATIVE ASSISTANT | SHEENA ANN MESNGON | 5970 | ES | UNG | 16,000 | 87.5% | 14,000 | 1,071 | 15,071 |
| 1 | 0401 | ADMINISTRATIVE ASSISTANT | STACEY P CABRERA | 2599 | ES | UNG | 16,000 | 87.5% | 14,000 | 1,071 | 15,071 |
| 1 | 0401 | ADMINISTRATIVE ASSISTANT | TIONICA S FUJIHIRA | 2562 | ES | UNG | 16,000 | 87.5% | 14,000 | 1,071 | 15,071 |
| 1 | 0401 | ADMINISTRATIVE ASSISTANT | VIVIAN O HOCOG | 2452 | ES | UNG | 23,000 | 87.5% | 20,125 | 2,345 | 22,470 |
| 1 | 0401 | ADMINISTRATIVE ASSISTANT | YVONNE A PINAULA | 3366 | ES | UNG | 19,000 | 87.5% | 16,625 | 1,272 | 17,897 |
| 1 | 0401 | ADMINISTRATIVE OFFICER | SANDRA M MASGA | 2586 | ES | UNG | 33,500 | 87.5% | 29,313 | 2,770 | 32,083 |
| 1 | 0963 | ASSISTANT CIP COORDINATOR | EFRAIM M ATALIG | 3315 | ES | UNG | 26,000 | 87.5% | 22,750 | 6,135 | 28,885 |
| 1 | 0963 | ASSISTANT CIP COORDINATOR | JESSE A PUA | 4716 | ES | UNG | 23,000 | 87.5% | 20,125 | 1,540 | 21,665 |
| 1 | 9161 | ASST. FOR WOMEN'S AFFAIRS | EVELYN M ATALIG | 2470 | ES | UNG | 24,000 | 87.5% | 21,000 | 5,932 | 26,932 |
| 1 | 1052 | BUDGET OFFICER | JOSHUA JAMES M CALVO | 1748 | ES | UNG | 33,500 | 87.5% | 29,313 | 9,386 | 38,699 |
| 1 | 9029 | CHIEF OF STAFF | DEAN REYNOLD A MANGLONA | 3699 | ES | UNG | 45,000 | 87.5% | 39,375 | 14,163 | 53,538 |
| 1 | 2910 | COMMUNITY WORKER | ALEX P MONGKEYA | 5969 | ES | UNG | 16,000 | 87.5% | 14,000 | 1,071 | 15,071 |

GENERAL FUND

Budget Year: 2025

Department: First Senatorial District
Division/Activity: Mayor Rota
Org Code: 12270100

| NOP | Job Class Code | Position | Employee | Employee Number | Personnel Status Code | Pay Grade/Step | Annual Salary | Allocation Percent | Allocation Salary | Total Fringe Benefits | Total |
|-----|----------------|------------------|----------------------------|-----------------|-----------------------|----------------|---------------|--------------------|-------------------|-----------------------|--------|
| 1 | 2910 | COMMUNITY WORKER | ANTHONY T NAPUTI | 4095 | ES | UNG | 20,000 | 87.5% | 17,500 | 1,339 | 18,839 |
| 1 | 2910 | COMMUNITY WORKER | ARLENE A CASTRO | 5964 | ES | UNG | 18,000 | 87.5% | 15,750 | 1,205 | 16,955 |
| 1 | 2910 | COMMUNITY WORKER | AUSTON CRAIG M REYES | 3348 | ES | UNG | 20,000 | 87.5% | 17,500 | 1,339 | 18,839 |
| 1 | 2910 | COMMUNITY WORKER | BARBARA C MANGLONA | 3327 | ES | UNG | 18,000 | 87.5% | 15,750 | 1,205 | 16,955 |
| 1 | 2910 | COMMUNITY WORKER | BENJAMIN JASON I MANGLONA | 3369 | ES | UNG | 18,000 | 87.5% | 15,750 | 1,205 | 16,955 |
| 1 | 2910 | COMMUNITY WORKER | BENNY A ROSARIO JR | 5973 | ES | UNG | 23,000 | 87.5% | 20,125 | 1,540 | 21,665 |
| 1 | 2910 | COMMUNITY WORKER | BERNARD T APATANG | 2663 | ES | UNG | 18,000 | 87.5% | 15,750 | 1,835 | 17,585 |
| 1 | 2910 | COMMUNITY WORKER | BILIA M MANGLONA | 3371 | ES | UNG | 18,000 | 87.5% | 15,750 | 1,488 | 17,238 |
| 1 | 2910 | COMMUNITY WORKER | CARMEN T CABRERA | 3346 | ES | UNG | 23,000 | 87.5% | 20,125 | 1,540 | 21,665 |
| 1 | 2910 | COMMUNITY WORKER | CLAUDIA ANN B MASGA | 3385 | ES | UNG | 18,000 | 87.5% | 15,750 | 1,205 | 16,955 |
| 1 | 2910 | COMMUNITY WORKER | CLEMENTINA F TORRES | 3328 | ES | UNG | 18,000 | 87.5% | 15,750 | 1,205 | 16,955 |
| 1 | 2910 | COMMUNITY WORKER | CRISENCIA M SAN NICOLAS | 2616 | ES | UNG | 23,000 | 87.5% | 20,125 | 1,540 | 21,665 |
| 1 | 2910 | COMMUNITY WORKER | DANNY KENT T KING | 3372 | ES | UNG | 20,000 | 87.5% | 17,500 | 1,339 | 18,839 |
| 1 | 2910 | COMMUNITY WORKER | DAVEN J HOCOG | 2537 | ES | UNG | 16,000 | 87.5% | 14,000 | 1,071 | 15,071 |
| 1 | 2910 | COMMUNITY WORKER | DAVID J HOCOG | 2603 | ES | UNG | 18,000 | 87.5% | 15,750 | 1,205 | 16,955 |
| 1 | 2910 | COMMUNITY WORKER | DELTON JAY D MASGA | 2575 | ES | UNG | 18,000 | 87.5% | 15,750 | 1,205 | 16,955 |
| 1 | 2910 | COMMUNITY WORKER | DERWIN T ATALIG | 5968 | ES | UNG | 18,000 | 87.5% | 15,750 | 1,205 | 16,955 |
| 1 | 2910 | COMMUNITY WORKER | DONOVIN ANTHONY A. LIZAMA | | ES | UNG | 17,000 | 87.5% | 14,875 | 1,138 | 16,013 |
| 1 | 2910 | COMMUNITY WORKER | DRAY ANTHONY A SAN NICOLAS | 2559 | ES | UNG | 18,000 | 87.5% | 15,750 | 1,205 | 16,955 |
| 1 | 2910 | COMMUNITY WORKER | EDUARDO S MARASIGAN | 3338 | ES | UNG | 21,000 | 87.5% | 18,375 | 2,141 | 20,516 |
| 1 | 2910 | COMMUNITY WORKER | EDWIN J ORILLA | 3383 | ES | UNG | 19,000 | 87.5% | 16,625 | 1,272 | 17,897 |
| 1 | 2910 | COMMUNITY WORKER | ELIZABETH C BARCINAS | 3326 | ES | UNG | 16,000 | 87.5% | 14,000 | 1,071 | 15,071 |
| 1 | 2910 | COMMUNITY WORKER | EMANUEL COLIN D ALUBIA | 4653 | ES | UNG | 20,000 | 87.5% | 17,500 | 1,339 | 18,839 |
| 1 | 2910 | COMMUNITY WORKER | FELICIANO S MENDIOLA | 5404 | ES | UNG | 16,000 | 87.5% | 14,000 | 1,071 | 15,071 |
| 1 | 2910 | COMMUNITY WORKER | FLORENDIA M ROSARIO | 2584 | ES | UNG | 16,000 | 87.5% | 14,000 | 1,071 | 15,071 |
| 1 | 2910 | COMMUNITY WORKER | GALEN WAYNE T CRISOSTOMO | 1344 | ES | UNG | 21,000 | 87.5% | 18,375 | 1,406 | 19,781 |
| 1 | 2910 | COMMUNITY WORKER | GEORGE B BISALA | 5553 | ES | UNG | 17,000 | 87.5% | 14,875 | 1,138 | 16,013 |
| 1 | 2910 | COMMUNITY WORKER | ISAIAH SOLANG | 5392 | ES | UNG | 16,000 | 87.5% | 14,000 | 1,071 | 15,071 |
| 1 | 2910 | COMMUNITY WORKER | JEREMY JOHN ATALIG II | 3951 | ES | UNG | 18,000 | 87.5% | 15,750 | 1,205 | 16,955 |
| 1 | 2910 | COMMUNITY WORKER | JESSTOR C ROSARIO | 2516 | ES | UNG | 16,000 | 87.5% | 14,000 | 1,071 | 15,071 |
| 1 | 2910 | COMMUNITY WORKER | JESUS G DE JESUS | 3343 | ES | UNG | 18,000 | 87.5% | 15,750 | 12,639 | 28,389 |
| 1 | 2910 | COMMUNITY WORKER | JOEMARI P BATO-ON | 3342 | ES | UNG | 16,000 | 87.5% | 14,000 | 1,071 | 15,071 |
| 1 | 2910 | COMMUNITY WORKER | LARRY JOHN T ATALIG | 1358 | ES | UNG | 16,000 | 87.5% | 14,000 | 1,071 | 15,071 |
| 1 | 2910 | COMMUNITY WORKER | LUIS M AYUYU | 788 | ES | UNG | 25,000 | 87.5% | 21,875 | 1,673 | 23,548 |
| 1 | 2910 | COMMUNITY WORKER | LUIS S OGO | 3814 | ES | UNG | 22,000 | 87.5% | 19,250 | 1,473 | 20,723 |
| 1 | 2910 | COMMUNITY WORKER | MAGGIE LYNN H LIZAMA | 3354 | ES | UNG | 20,000 | 87.5% | 17,500 | 1,339 | 18,839 |
| 1 | 2910 | COMMUNITY WORKER | MANASES M MANGLONA JR | 3334 | ES | UNG | 18,000 | 87.5% | 15,750 | 1,835 | 17,585 |
| 1 | 2910 | COMMUNITY WORKER | MARIA O AYUYU | 3330 | ES | UNG | 20,000 | 87.5% | 17,500 | 2,039 | 19,539 |
| 1 | 2910 | COMMUNITY WORKER | MD JAMAL UDDIN | 3361 | ES | UNG | 20,000 | 87.5% | 17,500 | 1,339 | 18,839 |
| 1 | 2910 | COMMUNITY WORKER | MELISSA O HOCOG | 3365 | ES | UNG | 18,000 | 87.5% | 15,750 | 1,835 | 17,585 |

Budget Year: 2025

Department: First Senatorial District
Division/Activity: Mayor Rota
Org Code: 12270100

| NOP | Job Class Code | Position | Employee | Employee Number | Personnel Status Code | Pay Grade/Step | Annual Salary | Allocation Percent | Allocation Salary | Total Fringe Benefits | Total |
|------------|----------------|--------------------------------|------------------------------|-----------------|-----------------------|----------------|---------------|--------------------|-------------------|-----------------------|------------------|
| 1 | 2910 | COMMUNITY WORKER | MERLITA M MASGA | 3350 | ES | UNG | 20,000 | 87.5% | 17,500 | 1,339 | 18,839 |
| 1 | 2910 | COMMUNITY WORKER | PATRICK M OGO JR | 2706 | ES | UNG | 16,000 | 87.5% | 14,000 | 1,071 | 15,071 |
| 1 | 2910 | COMMUNITY WORKER | REBECCA M NORITA | 2464 | ES | UNG | 16,000 | 87.5% | 14,000 | 1,071 | 15,071 |
| 1 | 2910 | COMMUNITY WORKER | TASI M MANGLONA | 2555 | ES | UNG | 16,000 | 87.5% | 14,000 | 1,071 | 15,071 |
| 1 | 2910 | COMMUNITY WORKER | TROY B MANGLONA | 3357 | ES | UNG | 18,000 | 87.5% | 15,750 | 1,205 | 16,955 |
| 1 | 2910 | COMMUNITY WORKER | VICENTE M ROSARIO | 3331 | ES | UNG | 27,000 | 87.5% | 23,625 | 1,807 | 25,432 |
| 1 | 2910 | COMMUNITY WORKER | VICTOR VAL B HOCOG | 2481 | ES | UNG | 18,000 | 87.5% | 15,750 | 1,205 | 16,955 |
| 1 | 2910 | COMMUNITY WORKER | VIOLETA O CABRERA | 3344 | ES | UNG | 19,000 | 87.5% | 16,625 | 1,272 | 17,897 |
| 1 | 2910 | COMMUNITY WORKER | VIRGINIA T DEJESUS | 3325 | ES | UNG | 20,000 | 87.5% | 17,500 | 1,339 | 18,839 |
| 1 | 2910 | COMMUNITY WORKER | ZORANA JEAN B CABRERA | 2649 | ES | UNG | 19,000 | 87.5% | 16,625 | 1,272 | 17,897 |
| 1 | 1912 | EXECUTIVE SECRETARY | ZENA EILEEN C MANGLONA | 5643 | ES | UNG | 35,000 | 87.5% | 30,625 | 2,343 | 32,968 |
| 1 | 8947 | MECHANIC | JUAN B ROBERTO | 2460 | ES | UNG | 29,000 | 87.5% | 25,375 | 9,085 | 34,460 |
| 1 | 1886 | MEDICAL ASSISTANCE COORDINATOR | MADEE LYNN V MANGLONA | 3337 | ES | UNG | 30,000 | 87.5% | 26,250 | 2,008 | 28,258 |
| 1 | 9329 | PRESS SECRETARY | IVAN T MEREB JR | 2689 | ES | UNG | 23,000 | 87.5% | 20,125 | 5,830 | 25,955 |
| 1 | 1135 | PROCUREMENT OFFICER | MERLINDA A ATALIG | 2658 | ES | UNG | 26,000 | 87.5% | 22,750 | 1,740 | 24,490 |
| 1 | 1901 | PROGRAM OFFICER | DINA A SONGAO | 5974 | ES | UNG | 28,000 | 87.5% | 24,500 | 5,359 | 29,859 |
| 1 | 1901 | PROGRAM OFFICER | JENNIFER T MANGLONA | 3336 | ES | UNG | 24,000 | 87.5% | 21,000 | 2,447 | 23,447 |
| 1 | 1901 | PROGRAM OFFICER | MARCIAN C MANGLONA JR | 3389 | ES | UNG | 24,000 | 87.5% | 21,000 | 1,607 | 22,607 |
| 1 | 1901 | PROGRAM OFFICER | MICHAEL M QUICHOCHO JR | 3352 | ES | UNG | 24,000 | 87.5% | 21,000 | 1,607 | 22,607 |
| 1 | 1901 | PROGRAM OFFICER | ROCKHUDSON S WEILBACHER | 3388 | ES | UNG | 20,000 | 87.5% | 17,500 | 1,339 | 18,839 |
| 1 | 9251 | SA FOR HOMELAND SECURITY | IGNACIO S MENDIOLA | 2592 | ES | UNG | 24,000 | 87.5% | 21,000 | 1,607 | 22,607 |
| 1 | 1932 | WOMEN'S AFFAIRS REPRESENTATIVE | JOAQUINA L KING | 3730 | ES | UNG | 38,000 | 87.5% | 33,250 | 2,544 | 35,794 |
| 1 | 1932 | WOMEN'S AFFAIRS REPRESENTATIVE | MARY ELIZABETH P SAN NICOLAS | 2627 | ES | UNG | 26,000 | 87.5% | 22,750 | 13,301 | 36,051 |
| 103 | | | | | | | | | 1,897,625 | 238,525 | 2,136,150 |

COMMONWEALTH OF THE NORTHERN MARIANA ISLANDS

DEPARTMENT: FIRST SENATORIAL DISTRICT

DIVISION: MUNICIPAL COUNCIL ROTA

ORG: 12710100

| ORG | OBJECT | DESCRIPTION | 2022 ACTUAL | 2023 ACTUAL | 2024 BUDGET PL 23-09 | 2025 DEPARTMENT SUBMISSION | 2025 GOVERNOR'S PROPOSAL |
|------------------------|--------|---------------------------|----------------|----------------|----------------------------|----------------------------------|--------------------------------|
| 12710100 | 61000 | WAGES & SALARIES | 49,177 | 134,020 | 170,585 | 178,122 | 139,238 |
| 12710100 | 61020 | HOLIDAY PAY | 0 | 7,177 | 0 | 0 | 0 |
| 12710100 | 62000 | FICA CONTRIBUTION | 3,049 | 8,714 | 0 | 11,044 | 8,633 |
| 12710100 | 62010 | MEDICARE CONTRIBUTION | 713 | 2,038 | 0 | 2,583 | 2,019 |
| 12710100 | 62101 | RETIREMENT CONTRIBUTIONS | 0 | 0 | 0 | 0 | 0 |
| 12710100 | 62211 | PERSONNEL INSURANCE | 0 | 0 | 0 | 0 | 0 |
| TOTAL PERSONNEL | | | 52,939 | 151,949 | 170,585 | 191,749 | 149,890 |
| 12710100 | 63000 | PROFESSIONAL SERVICES | 1,700 | 125 | 0 | 0 | 0 |
| 12710100 | 63001 | OFFICIAL REPRESENTATION | 2,799 | 602 | 0 | 9,000 | 0 |
| 12710100 | 64040 | LICENSES AND FEES | 0 | 0 | 0 | 1,000 | 0 |
| 12710100 | 64080 | DUES AND SUBSCRIPTIONS | 0 | 0 | 0 | 10,000 | 0 |
| 12710100 | 64090 | COMMUNICATIONS | 0 | 7,500 | 0 | 0 | 0 |
| 12710100 | 64100 | PRINTING AND PHOTOCOPYING | 0 | 101 | 0 | 0 | 0 |
| 12710100 | 64710 | RENTAL-HOUSING | 184 | 0 | 0 | 0 | 0 |
| 12710100 | 64800 | TRAVEL EXPENSES | 20,955 | 28,140 | 0 | 20,000 | 0 |
| 12710100 | 65000 | OFFICE SUPPLIES | 2,304 | 17 | 0 | 5,000 | 0 |
| 12710100 | 65010 | OPERATIONAL SUPPLIES | 4,333 | 2,241 | 0 | 0 | 0 |
| 12710100 | 65020 | FOOD ITEMS | 293 | 0 | 0 | 0 | 0 |
| 12710100 | 65030 | FUEL & LUBRICATE | 5,000 | 10,500 | 0 | 15,000 | 0 |
| 12710100 | 65040 | FURNITURE & FIXTURES | 0 | 0 | 0 | 1,000 | 0 |
| 12710100 | 65900 | FREIGHT AND HANDLING | 65 | 3,000 | 0 | 15,000 | 0 |
| 12710100 | 66000 | CAPITAL ASSETS | 3,820 | 506 | 0 | 0 | 0 |
| 12710100 | 66040 | MACHINERY | 0 | 1,398 | 0 | 20,000 | 0 |

COMMONWEALTH OF THE NORTHERN MARIANA ISLANDS

DEPARTMENT: FIRST SENATORIAL DISTRICT

DIVISION: MUNICIPAL COUNCIL ROTA

ORG: 12710100

| ORG | OBJECT | DESCRIPTION | 2022 ACTUAL | 2023 ACTUAL | 2024 BUDGET PL 23-09 | 2025 DEPARTMENT SUBMISSION | 2025 GOVERNOR'S PROPOSAL |
|---|--------------|---------------------------|----------------|----------------|----------------------------|----------------------------------|--------------------------------|
| 12710100 | 66060 | VEHICLES | 0 | 0 | 0 | 5,000 | 0 |
| 12710100 | 66070 | TECHNOLOGY EQUIP | 0 | 0 | 0 | 13,000 | 0 |
| 12710100 | 69000 | OTHER EXPENSES | 23 | 9,138 | 0 | 0 | 0 |
| 12710100 | 69110 | CONTRIBUTIONS / DONATIONS | 192 | 0 | 0 | 0 | 0 |
| TOTAL OTHER EXPENSES | | | 41,669 | 63,269 | 0 | 114,000 | 0 |
| 12190500 | 64060 | UTILITIES | 0 | 0 | 0 | 0 | 0 |
| TOTAL PERSONNEL, OTHER EXPENSES, AND UTILITIES | | | 94,608 | 215,218 | 170,585 | 305,749 | 149,890 |
| 12710100 | 69010 | PUBLIC AUDITOR 1% FEE | 9,341 | 2,407 | 1,755 | 3,756 | 1,499 |
| GRAND TOTAL | | | 103,949 | 217,625 | 172,340 | 309,505 | 151,388 |
| NUMBER OF POSITIONS | | | 9 | 10 | 9 | 9 | 8 |

GENERAL FUND

Budget Year: 2025

Department: First Senatorial District
Division/Activity: Municipal Council Rota
Org Code: 12710100

| NOP | Job Class Code | Position | Employee | Employee Number | Personnel Status Code | Pay Grade/Step | Annual Salary | Allocation Percent | Allocation Salary | Total Fringe Benefits | Total |
|----------|----------------|--------------------------------|------------------------|-----------------|-----------------------|----------------|---------------|--------------------|-------------------|-----------------------|----------------|
| 1 | 1144 | ADMINISTRATIVE OFFICER | ANABEL S ULLOA | 2714 | ES | UNG | 22,000 | 87.5% | 19,250 | 1,473 | 20,723 |
| 1 | 9017 | ASSISTANT FOR SPECIAL PROJECTS | BREDLEY A ATALIG | 2655 | ES | UNG | 17,033 | 87.5% | 14,904 | 1,140 | 16,044 |
| 1 | 9017 | ASSISTANT FOR SPECIAL PROJECTS | MEAGAN BREESE T SABLAN | 2574 | ES | UNG | 20,263 | 87.5% | 17,730 | 1,356 | 19,086 |
| 1 | 9029 | CHIEF OF STAFF | MICHAEL C SIKEBERT | 3177 | ES | UNG | 27,256 | 87.5% | 23,849 | 1,824 | 25,673 |
| 1 | 0890 | CLERK-PAYROLL/PERSONNEL | BEATA S SONGAO | 2595 | ES | UNG | 17,000 | 87.5% | 14,875 | 1,138 | 16,013 |
| 1 | 9692 | COMMUNITY SERVICE FIELD SUPV | IRVIN M TAIMANAO | 4732 | ES | UNG | 22,969 | 87.5% | 20,098 | 1,537 | 21,635 |
| 1 | 2910 | COMMUNITY WORKER | LUIS M MANGLONA | 2623 | ES | UNG | 17,008 | 87.5% | 14,882 | 1,138 | 16,020 |
| 1 | 2910 | COMMUNITY WORKER | MARK WAYNE H TORRES | 5982 | ES | UNG | 15,600 | 87.5% | 13,650 | 1,044 | 14,694 |
| 8 | | | | | | | | | 139,238 | 10,652 | 149,890 |

COMMONWEALTH OF THE NORTHERN MARIANA ISLANDS

DEPARTMENT: FIRST SENATORIAL DISTRICT
DIVISION: FINANCE AND ACCOUNTING ROTA
ORG: 12170800

| ORG | OBJECT | DESCRIPTION | 2022 ACTUAL | 2023 ACTUAL | 2024 BUDGET PL 23-09 | 2025 DEPARTMENT SUBMISSION | 2025 GOVERNOR'S PROPOSAL |
|------------------------|--------|----------------------------|----------------|----------------|----------------------------|----------------------------------|--------------------------------|
| 12170800 | 61000 | WAGES & SALARIES | 98,930 | 108,333 | 130,594 | 321,017 | 119,219 |
| 12170800 | 61010 | OVERTIME COMPENSATION | 1,233 | 929 | 0 | 10,000 | 0 |
| 12170800 | 61020 | HOLIDAY PAY | 85 | 2,062 | 0 | 0 | 0 |
| 12170800 | 61050 | PERFORMANCE BONUS | 0 | 0 | 0 | 3,000 | 0 |
| 12170800 | 62000 | FICA CONTRIBUTION | 6,215 | 6,902 | 0 | 19,903 | 7,392 |
| 12170800 | 62010 | MEDICARE CONTRIBUTION | 1,454 | 1,614 | 0 | 4,655 | 1,729 |
| 12170800 | 62100 | 401K EMPLOYER CONTRIBUTION | 998 | 1,003 | 0 | 0 | 1,045 |
| 12170800 | 62101 | RETIREMENT CONTRIBUTIONS | 0 | 0 | 0 | 24,645 | 0 |
| 12170800 | 62211 | PERSONNEL INSURANCE | 908 | 1,051 | 0 | 5,778 | 1,165 |
| TOTAL PERSONNEL | | | 109,823 | 121,894 | 130,594 | 388,998 | 130,549 |
| 12170800 | 63100 | REPAIR AND MAINTENANCE | 35,500 | 0 | 0 | 5,000 | 0 |
| 12170800 | 64090 | COMMUNICATIONS | 0 | 0 | 0 | 5,000 | 0 |
| 12170800 | 64100 | PRINTING AND PHOTOCOPYING | 0 | 0 | 0 | 1,000 | 0 |
| 12170800 | 64110 | ADVERTISING | 0 | 0 | 0 | 500 | 0 |
| 12170800 | 64720 | RENTAL-OFFICES | 0 | 0 | 0 | 30,000 | 0 |
| 12170800 | 64800 | TRAVEL EXPENSES | 28,576 | 97 | 0 | 55,000 | 0 |
| 12170800 | 65000 | OFFICE SUPPLIES | 0 | 115 | 0 | 2,000 | 0 |
| 12170800 | 65010 | OPERATIONAL SUPPLIES | 40 | 0 | 0 | 5,000 | 0 |
| 12170800 | 65030 | FUEL & LUBRICATE | 0 | 0 | 0 | 2,500 | 0 |
| 12170800 | 65900 | FREIGHT AND HANDLING | 570 | 0 | 0 | 15,000 | 0 |
| 12170800 | 66000 | CAPITAL ASSETS | 0 | 0 | 0 | 4,000 | 0 |
| 12170800 | 66040 | MACHINERY | 0 | 0 | 0 | 0 | 0 |
| 12170800 | 66060 | VEHICLES | 0 | 0 | 0 | 50,000 | 0 |

COMMONWEALTH OF THE NORTHERN MARIANA ISLANDS

DEPARTMENT: FIRST SENATORIAL DISTRICT
DIVISION: FINANCE AND ACCOUNTING ROTA
ORG: 12170800

| ORG | OBJECT | DESCRIPTION | 2022 ACTUAL | 2023 ACTUAL | 2024 BUDGET PL 23-09 | 2025 DEPARTMENT SUBMISSION | 2025 GOVERNOR'S PROPOSAL |
|---|--------|-----------------------|----------------|----------------|----------------------------|----------------------------------|--------------------------------|
| 12170800 | 69000 | OTHER EXPENSES | 0 | 0 | 0 | 0 | 0 |
| TOTAL OTHER EXPENSES | | | 64,686 | 212 | 0 | 175,000 | 0 |
| 12170800 | 64060 | UTILITIES | 0 | 0 | 0 | 0 | 0 |
| TOTAL PERSONNEL, OTHER EXPENSES, AND UTILITIES | | | 174,508 | 122,105 | 130,594 | 563,998 | 130,549 |
| 12170800 | 69010 | PUBLIC AUDITOR 1% FEE | 3,281 | 1,321 | 1,342 | 0 | 1,305 |
| GRAND TOTAL | | | 177,789 | 123,426 | 131,936 | 563,998 | 131,855 |
| NUMBER OF POSITIONS | | | 4 | 5 | 4 | 10 | 4 |

Budget Year: 2025

Department: First Senatorial District
Division/Activity: Finance and Accounting Rota
Org Code: 12170800

| NOP | Job Class Code | Position | Employee | Employee Number | Personnel Status Code | Pay Grade/Step | Annual Salary | Allocation Percent | Allocation Salary | Total Fringe Benefits | Total |
|----------|----------------|-----------------------------|---------------------|-----------------|-----------------------|----------------|---------------|--------------------|-------------------|-----------------------|----------------|
| 1 | 9100 | RESIDENT DEPARTMENT HEAD | AVERY A HOCOG | 1733 | AP | UNG | 40,000 | 87.5% | 35,000 | 2,678 | 37,678 |
| 1 | 1001 | ACCOUNTANT I | ERICA O MARATITA | 1646 | FT | PL10/6 | 29,857 | 87.5% | 26,125 | 3,514 | 29,639 |
| 1 | 1021 | ADMINISTRATIVE SPECIALIST I | JOAQUINA C MANGLONA | 1570 | FT | PL07/3 | 22,280 | 87.5% | 19,495 | 1,491 | 20,986 |
| 1 | 1399 | MANAGER, ACCOUNTING BRANCH | SHARON A MANGLONA | 1680 | FT | PL18/6 | 44,113 | 87.5% | 38,599 | 3,648 | 42,246 |
| 4 | | | | | | | | | 119,219 | 11,330 | 130,549 |

COMMONWEALTH OF THE NORTHERN MARIANA ISLANDS

DEPARTMENT: FIRST SENATORIAL DISTRICT
DIVISION: REVENUE AND TAXATION ROTA
ORG: 12170500

| ORG | OBJECT | DESCRIPTION | 2022 ACTUAL | 2023 ACTUAL | 2024 BUDGET PL 23-09 | 2025 DEPARTMENT SUBMISSION | 2025 GOVERNOR'S PROPOSAL |
|-----------------------------|--------|----------------------------|----------------|----------------|----------------------------|----------------------------------|--------------------------------|
| 12170500 | 61000 | WAGES & SALARIES | 56,417 | 55,630 | 82,685 | 201,864 | 75,545 |
| 12170500 | 61010 | OVERTIME COMPENSATION | 980 | 392 | 0 | 30,000 | 0 |
| 12170500 | 61020 | HOLIDAY PAY | 0 | 695 | 0 | 0 | 0 |
| 12170500 | 61050 | PERFORMANCE BONUS | 0 | 0 | 0 | 4,000 | 0 |
| 12170500 | 62000 | FICA CONTRIBUTION | 3,559 | 3,517 | 0 | 12,516 | 4,684 |
| 12170500 | 62010 | MEDICARE CONTRIBUTION | 832 | 822 | 0 | 2,927 | 1,095 |
| 12170500 | 62100 | 401K EMPLOYER CONTRIBUTION | 2,130 | 2,241 | 0 | 0 | 3,022 |
| 12170500 | 62200 | HEALTH INSURANCE PREMIUM | 3,638 | 4,189 | 0 | 0 | 3,485 |
| 12170500 | 62211 | PERSONNEL INSURANCE | 838 | 983 | 0 | 3,634 | 1,071 |
| TOTAL PERSONNEL | | | 68,394 | 68,468 | 82,685 | 254,941 | 88,902 |
| 12170500 | 63100 | REPAIR AND MAINTENANCE | 0 | 0 | 0 | 5,000 | 0 |
| 12170500 | 64090 | COMMUNICATIONS | 201 | 112 | 0 | 5,000 | 0 |
| 12170500 | 64100 | PRINTING AND PHOTOCOPYING | 0 | 0 | 0 | 3,000 | 0 |
| 12170500 | 64800 | TRAVEL EXPENSES | 4,733 | 4,733 | 0 | 50,000 | 0 |
| 12170500 | 65000 | OFFICE SUPPLIES | 0 | 0 | 0 | 3,000 | 0 |
| 12170500 | 65010 | OPERATIONAL SUPPLIES | 105 | 37 | 0 | 5,500 | 0 |
| 12170500 | 65030 | FUEL & LUBRICATE | 500 | 0 | 0 | 5,000 | 0 |
| 12170500 | 65040 | FURNITURE & FIXTURES | 0 | 0 | 0 | 20,000 | 0 |
| 12170500 | 65900 | FREIGHT AND HANDLING | 1,837 | 0 | 0 | 5,000 | 0 |
| 12170500 | 66060 | VEHICLES | 0 | 0 | 0 | 35,000 | 0 |
| 12170500 | 69010 | PUBLIC AUDITOR 1% FEE | 321 | 625 | 0 | 0 | 0 |
| TOTAL OTHER EXPENSES | | | 7,696 | 5,508 | 0 | 136,500 | 0 |

COMMONWEALTH OF THE NORTHERN MARIANA ISLANDS

DEPARTMENT: FIRST SENATORIAL DISTRICT
DIVISION: REVENUE AND TAXATION ROTA
ORG: 12170500

| ORG | OBJECT | DESCRIPTION | 2022 ACTUAL | 2023 ACTUAL | 2024 BUDGET PL 23-09 | 2025 DEPARTMENT SUBMISSION | 2025 GOVERNOR'S PROPOSAL |
|--|--------|-----------------------|----------------|----------------|----------------------------|----------------------------------|--------------------------------|
| 12170500 | 64060 | UTILITIES | 0 | 0 | 0 | 0 | 0 |
| TOTAL PERSONNEL, OTHER EXPENSES, AND UTILITIES | | | 76,090 | 73,976 | 82,685 | 391,441 | 88,902 |
| 12170500 | 69010 | PUBLIC AUDITOR 1% FEE | 321 | 625 | 850 | 0 | 889 |
| GRAND TOTAL | | | 76,411 | 74,602 | 83,535 | 391,441 | 89,791 |
| NUMBER OF POSITIONS | | | 3 | 3 | 4 | 8 | 4 |

Budget Year: 2025

Department: First Senatorial District
Division/Activity: Revenue and Taxation Rota
Org Code: 12170500

| NOP | Job Class Code | Position | Employee | Employee Number | Personnel Status Code | Pay Grade/Step | Annual Salary | Allocation Percent | Allocation Salary | Total Fringe Benefits | Total |
|----------|----------------|---------------------|--------------------|-----------------|-----------------------|----------------|---------------|--------------------|-------------------|-----------------------|---------------|
| 1 | 0264 | REVENUE TAX TRAINEE | RHEA B HOCOG | 2426 | FT | PL02/4 | 18,330 | 87.5% | 16,039 | 1,868 | 17,907 |
| 1 | 0329 | TAX TECHNICIAN I | ROWENA R TAITANO | 3462 | FT | PL04/5 | 21,219 | 87.5% | 18,567 | 5,982 | 24,549 |
| 1 | 0330 | TAX TECHNICIAN II | ANN MARIE H TOVES | 3464 | FT | PL05/6 | 23,394 | 87.5% | 20,470 | 2,753 | 23,223 |
| 1 | 0330 | TAX TECHNICIAN II | LELANIE I MANGLONA | 3463 | FT | PL05/6 | 23,394 | 87.5% | 20,470 | 2,753 | 23,223 |
| 4 | | | | | | | | | 75,545 | 13,357 | 88,902 |

COMMONWEALTH OF THE NORTHERN MARIANA ISLANDS

DEPARTMENT: FIRST SENATORIAL DISTRICT
DIVISION: PROCUREMENT AND SUPPLY ROTA
ORG: 12170400

| ORG | OBJECT | DESCRIPTION | 2022 | 2023 | 2024 | 2025 | 2025 |
|---|--------------|--------------------------|---------------|---------------|--------------------|--------------------------|------------------------|
| | | | ACTUAL | ACTUAL | BUDGET PL 23-09 | DEPARTMENT SUBMISSION | GOVERNOR'S PROPOSAL |
| 12170400 | 61000 | WAGES & SALARIES | 32,604 | 44,053 | 59,588 | 101,885 | 54,443 |
| 12170400 | 61010 | OVERTIME COMPENSATION | 0 | 432 | 0 | 2,000 | 0 |
| 12170400 | 61020 | HOLIDAY PAY | 0 | 873 | 0 | 0 | 0 |
| 12170400 | 61050 | PERFORMANCE BONUS | 0 | 0 | 0 | 2,000 | 0 |
| 12170400 | 62000 | FICA CONTRIBUTION | 2,021 | 2,812 | 0 | 6,317 | 3,375 |
| 12170400 | 62010 | MEDICARE CONTRIBUTION | 473 | 658 | 0 | 1,477 | 789 |
| 12170400 | 62200 | HEALTH INSURANCE PREMIUM | 10,569 | 11,055 | 0 | 0 | 10,629 |
| 12170400 | 62211 | PERSONNEL INSURANCE | 491 | 763 | 0 | 1,834 | 980 |
| TOTAL PERSONNEL | | | 46,157 | 60,646 | 59,588 | 115,513 | 70,217 |
| 12170400 | 63100 | REPAIR AND MAINTENANCE | 0 | 0 | 0 | 4,000 | 0 |
| 12170400 | 64090 | COMMUNICATIONS | 4,877 | 0 | 0 | 5,000 | 0 |
| 12170400 | 64800 | TRAVEL EXPENSES | 9,231 | 4,862 | 0 | 12,000 | 0 |
| 12170400 | 65000 | OFFICE SUPPLIES | 296 | 0 | 0 | 1,000 | 0 |
| 12170400 | 65010 | OPERATIONAL SUPPLIES | 2,247 | 261 | 0 | 2,000 | 0 |
| 12170400 | 65030 | FUEL & LUBRICATE | 1,000 | 0 | 0 | 1,500 | 0 |
| 12170400 | 65900 | FREIGHT AND HANDLING | 738 | 0 | 0 | 0 | 0 |
| 12170400 | 66000 | CAPITAL ASSETS | 14,452 | 0 | 0 | 0 | 0 |
| 12170400 | 66070 | TECHNOLOGY EQUIP | 0 | 0 | 0 | 5,000 | 0 |
| 12170400 | 69000 | OTHER EXPENSES | 0 | 0 | 0 | 0 | 0 |
| TOTAL OTHER EXPENSES | | | 32,841 | 5,123 | 0 | 30,500 | 0 |
| 12170400 | 64060 | UTILITIES | 0 | 0 | 0 | 0 | 0 |
| TOTAL PERSONNEL, OTHER EXPENSES, AND UTILITIES | | | 78,999 | 65,769 | 59,588 | 146,013 | 70,217 |

COMMONWEALTH OF THE NORTHERN MARIANA ISLANDS

DEPARTMENT: FIRST SENATORIAL DISTRICT
DIVISION: PROCUREMENT AND SUPPLY ROTA
ORG: 12170400

| ORG | OBJECT | DESCRIPTION | 2022 ACTUAL | 2023 ACTUAL | 2024 BUDGET PL 23-09 | 2025 DEPARTMENT SUBMISSION | 2025 GOVERNOR'S PROPOSAL |
|----------------------------|--------|-----------------------|----------------|----------------|----------------------------|----------------------------------|--------------------------------|
| 12170400 | 69010 | PUBLIC AUDITOR 1% FEE | 1,006 | 563 | 613 | 0 | 702 |
| GRAND TOTAL | | | 80,004 | 66,332 | 60,201 | 146,013 | 70,919 |
| NUMBER OF POSITIONS | | | 2 | 2 | 2 | 3 | 2 |

Budget Year: 2025

Department: First Senatorial District
Division/Activity: Procurement and Supply Rota
Org Code: 12170400

| NOP | Job Class Code | Position | Employee | Employee Number | Personnel Status Code | Pay Grade/Step | Annual Salary | Allocation Percent | Allocation Salary | Total Fringe Benefits | Total |
|----------|----------------|---------------------------|-------------------|-----------------|-----------------------|----------------|---------------|--------------------|-------------------|-----------------------|---------------|
| 1 | 1629 | SUPPLY MANAGEMENT OFFICER | ROWENA M BARCINAS | 1528 | FT | PL16/7 | 42,012 | 87.5% | 36,761 | 10,618 | 47,378 |
| 1 | 0319 | SUPPLY TECHNICIAN II | TILFORD S TOVES | 1642 | FT | PL04/4 | 20,209 | 87.5% | 17,683 | 5,156 | 22,839 |
| 2 | | | | | | | | | 54,443 | 15,774 | 70,217 |

COMMONWEALTH OF THE NORTHERN MARIANA ISLANDS

DEPARTMENT: FIRST SENATORIAL DISTRICT

DIVISION: CUSTOMS SERVICE ROTA

ORG: 12170900

| ORG | OBJECT | DESCRIPTION | 2022 | 2023 | 2024 | 2025 | 2025 |
|------------------------|--------|----------------------------|----------------|----------------|--------------------|--------------------------|------------------------|
| | | | ACTUAL | ACTUAL | BUDGET PL 23-09 | DEPARTMENT SUBMISSION | GOVERNOR'S PROPOSAL |
| 12170900 | 61000 | WAGES & SALARIES | 220,710 | 233,468 | 406,631 | 704,008 | 303,004 |
| 12170900 | 61010 | OVERTIME COMPENSATION | 2,133 | 3,901 | 0 | 50,000 | 0 |
| 12170900 | 61020 | HOLIDAY PAY | 123 | 3,005 | 0 | 0 | 0 |
| 12170900 | 61050 | PERFORMANCE BONUS | 0 | 0 | 0 | 15,000 | 0 |
| 12170900 | 62000 | FICA CONTRIBUTION | 13,824 | 14,903 | 0 | 43,648 | 18,786 |
| 12170900 | 62010 | MEDICARE CONTRIBUTION | 3,233 | 3,485 | 0 | 10,208 | 4,394 |
| 12170900 | 62100 | 401K EMPLOYER CONTRIBUTION | 783 | 1,070 | 0 | 0 | 3,484 |
| 12170900 | 62101 | RETIREMENT CONTRIBUTIONS | 9,236 | 10,264 | 0 | 11,722 | 7,464 |
| 12170900 | 62200 | HEALTH INSURANCE PREMIUM | 0 | 0 | 0 | 0 | 11,151 |
| 12170900 | 62211 | PERSONNEL INSURANCE | 2,901 | 3,446 | 0 | 12,672 | 3,362 |
| TOTAL PERSONNEL | | | 252,943 | 273,542 | 406,631 | 847,258 | 351,645 |
| 12170900 | 63100 | REPAIR AND MAINTENANCE | 0 | 0 | 0 | 5,000 | 0 |
| 12170900 | 63200 | PERSONNEL TRAINING COSTS | 0 | 0 | 0 | 25,000 | 0 |
| 12170900 | 64040 | LICENSES AND FEES | 0 | 0 | 0 | 5,000 | 0 |
| 12170900 | 64090 | COMMUNICATIONS | 364 | 437 | 0 | 5,000 | 0 |
| 12170900 | 64110 | ADVERTISING | 0 | 0 | 0 | 500 | 0 |
| 12170900 | 64800 | TRAVEL EXPENSES | 12,200 | 1,500 | 0 | 55,000 | 0 |
| 12170900 | 65000 | OFFICE SUPPLIES | 1,046 | 0 | 0 | 5,000 | 0 |
| 12170900 | 65010 | OPERATIONAL SUPPLIES | 631 | 2,230 | 0 | 300,000 | 0 |
| 12170900 | 65030 | FUEL & LUBRICATE | 500 | 0 | 0 | 42,000 | 0 |
| 12170900 | 65040 | FURNITURE & FIXTURES | 0 | 0 | 0 | 20,000 | 0 |
| 12170900 | 66000 | CAPITAL ASSETS | 1,780 | 0 | 0 | 0 | 0 |
| 12170900 | 66040 | MACHINERY | 0 | 0 | 0 | 5,000 | 0 |

COMMONWEALTH OF THE NORTHERN MARIANA ISLANDS

DEPARTMENT: FIRST SENATORIAL DISTRICT

DIVISION: CUSTOMS SERVICE ROTA

ORG: 12170900

| ORG | OBJECT | DESCRIPTION | 2022 ACTUAL | 2023 ACTUAL | 2024 BUDGET PL 23-09 | 2025 DEPARTMENT SUBMISSION | 2025 GOVERNOR'S PROPOSAL |
|---|--------------|-----------------------|----------------|----------------|----------------------------|----------------------------------|--------------------------------|
| 12170900 | 66060 | VEHICLES | 0 | 0 | 0 | 120,000 | 0 |
| 12170900 | 66070 | TECHNOLOGY EQUIP | 0 | 0 | 0 | 5,000 | 0 |
| 12170900 | 69000 | OTHER EXPENSES | 0 | 0 | 0 | 0 | 0 |
| TOTAL OTHER EXPENSES | | | 16,522 | 4,167 | 0 | 592,500 | 0 |
| 12170900 | 64060 | UTILITIES | 0 | 0 | 0 | 90,000 | 0 |
| TOTAL PERSONNEL, OTHER EXPENSES, AND UTILITIES | | | 269,465 | 277,709 | 406,631 | 1,529,758 | 351,645 |
| 12170900 | 69010 | PUBLIC AUDITOR 1% FEE | 22,937 | 2,678 | 4,169 | 0 | 3,516 |
| GRAND TOTAL | | | 292,402 | 280,386 | 410,800 | 1,529,758 | 355,161 |
| NUMBER OF POSITIONS | | | 10 | 14 | 15 | 24 | 15 |

Budget Year: 2025

Department: First Senatorial District
Division/Activity: Customs Service Rota
Org Code: 12170900

| NOP | Job Class Code | Position | Employee | Employee Number | Personnel Status Code | Pay Grade/Step | Annual Salary | Allocation Percent | Allocation Salary | Total Fringe Benefits | Total |
|-----------|----------------|---------------------------------|-----------------------|-----------------|-----------------------|----------------|---------------|--------------------|-------------------|-----------------------|----------------|
| 1 | 4024 | AGRIC. QUARANTINE INSPECTOR I | CONNIE M TAISACAN | 1644 | FT | PL05/6 | 23,394 | 87.5% | 20,470 | 1,934 | 22,404 |
| 1 | 4024 | AGRIC. QUARANTINE INSPECTOR I | FRANCISCO T SABLAN | 1537 | FT | PL05/6 | 23,394 | 87.5% | 20,470 | 1,934 | 22,404 |
| 1 | 4024 | AGRIC. QUARANTINE INSPECTOR I | OLEN K JACOB | 1714 | FT | PL05/7 | 24,564 | 87.5% | 21,493 | 2,031 | 23,524 |
| 1 | 4026 | AGRIC. QUARANTINE INSPECTOR III | VACANT | | FT | PL08/5 | 1 | 87.5% | 1 | 0 | 1 |
| 1 | 0101 | CUSTOMS INSPECTOR I | ALVIN A. JR. KING | 3387 | FT | PL08/1 | 21,219 | 87.5% | 18,567 | 1,420 | 19,987 |
| 1 | 0101 | CUSTOMS INSPECTOR I | BON ASHLEY E BALCE | 2581 | FT | PL08/1 | 21,219 | 87.5% | 18,567 | 1,420 | 19,987 |
| 1 | 0101 | CUSTOMS INSPECTOR I | CHUCK A. BARCINAS | 4827 | FT | PL08/2 | 21,219 | 87.5% | 18,567 | 1,420 | 19,987 |
| 1 | 0101 | CUSTOMS INSPECTOR I | DARREN A MENDIOLA | 1687 | FT | PL08/5 | 25,792 | 87.5% | 22,568 | 3,035 | 25,603 |
| 1 | 0101 | CUSTOMS INSPECTOR I | DAVID VINCE M OGO | 1746 | FT | PL08/4 | 24,564 | 87.5% | 21,493 | 2,504 | 23,997 |
| 1 | 0101 | CUSTOMS INSPECTOR I | GAYLORD M MANGLONA | 1679 | FT | PL08/5 | 25,792 | 87.5% | 22,568 | 2,133 | 24,701 |
| 1 | 0101 | CUSTOMS INSPECTOR I | LEE ROY C ATALIG JR | 1676 | FT | PL08/3 | 23,394 | 87.5% | 20,470 | 2,385 | 22,855 |
| 1 | 0101 | CUSTOMS INSPECTOR I | PETER JOHN O MANGLONA | 1678 | FT | PL08/5 | 25,792 | 87.5% | 22,568 | 3,035 | 25,603 |
| 1 | 0101 | CUSTOMS INSPECTOR I | RAYLEEN T CABRERA | 1631 | FT | PL08/1 | 21,219 | 87.5% | 18,567 | 1,420 | 19,987 |
| 1 | 0102 | CUSTOMS INSPECTOR II | LUIS H HOCOG | 1655 | FT | PL10/5 | 28,436 | 87.5% | 24,881 | 9,816 | 34,697 |
| 1 | 1160 | CUSTOMS OFFICER I (W-4) | DAVIA ANN A MANGLONA | 1658 | FT | PL15/5 | 36,292 | 87.5% | 31,755 | 14,152 | 45,907 |
| 15 | | | | | | | | | 303,004 | 48,641 | 351,645 |

COMMONWEALTH OF THE NORTHERN MARIANA ISLANDS

DEPARTMENT: FIRST SENATORIAL DISTRICT
DIVISION: HISTORIC PRESERVATION ROTA
ORG: 12120600

| ORG | OBJECT | DESCRIPTION | 2022 ACTUAL | 2023 ACTUAL | 2024 BUDGET PL 23-09 | 2025 DEPARTMENT SUBMISSION | 2025 GOVERNOR'S PROPOSAL |
|---|--------|----------------------------|----------------|----------------|----------------------------|----------------------------------|--------------------------------|
| 12120600 | 61000 | WAGES & SALARIES | 46,756 | 50,377 | 71,993 | 0 | 65,777 |
| 12120600 | 61020 | HOLIDAY PAY | 0 | 867 | 0 | 0 | 0 |
| 12120600 | 62000 | FICA CONTRIBUTION | 2,899 | 3,177 | 0 | 0 | 4,078 |
| 12120600 | 62010 | MEDICARE CONTRIBUTION | 678 | 743 | 0 | 0 | 954 |
| 12120600 | 62100 | 401K EMPLOYER CONTRIBUTION | 641 | 739 | 0 | 0 | 780 |
| 12120600 | 62200 | HEALTH INSURANCE PREMIUM | 3,698 | 4,329 | 0 | 0 | 7,144 |
| 12120600 | 62211 | PERSONNEL INSURANCE | 754 | 841 | 0 | 0 | 895 |
| TOTAL PERSONNEL | | | 55,425 | 61,074 | 71,993 | 0 | 79,628 |
| 12120600 | 63100 | REPAIR AND MAINTENANCE | 55 | 45 | 0 | 0 | 0 |
| 12120600 | 64090 | COMMUNICATIONS | 526 | 748 | 0 | 0 | 0 |
| 12120600 | 64800 | TRAVEL EXPENSES | 4,033 | 212 | 0 | 0 | 0 |
| 12120600 | 65010 | OPERATIONAL SUPPLIES | 491 | 243 | 0 | 0 | 0 |
| 12120600 | 65030 | FUEL & LUBRICATE | 2,000 | 500 | 0 | 0 | 0 |
| 12120600 | 65900 | FREIGHT AND HANDLING | 0 | 55 | 0 | 0 | 0 |
| 12120600 | 66070 | TECHNOLOGY EQUIP | 467 | 0 | 0 | 0 | 0 |
| 12120600 | 69000 | OTHER EXPENSES | 0 | 2,551 | 0 | 0 | 0 |
| TOTAL OTHER EXPENSES | | | 7,572 | 4,353 | 0 | 0 | 0 |
| 12120600 | 64060 | UTILITIES | 0 | 0 | 0 | 0 | 0 |
| TOTAL PERSONNEL, OTHER EXPENSES, AND UTILITIES | | | 62,997 | 65,426 | 71,993 | 0 | 79,628 |
| 12120600 | 69010 | PUBLIC AUDITOR 1% FEE | 1,581 | 703 | 741 | 0 | 796 |
| GRAND TOTAL | | | 64,578 | 66,129 | 72,734 | 0 | 80,424 |

COMMONWEALTH OF THE NORTHERN MARIANA ISLANDS

DEPARTMENT: FIRST SENATORIAL DISTRICT
DIVISION: HISTORIC PRESERVATION ROTA
ORG: 12120600

| ORG | OBJECT | DESCRIPTION | 2022 ACTUAL | 2023 ACTUAL | 2024 BUDGET PL 23-09 | 2025 DEPARTMENT SUBMISSION | 2025 GOVERNOR'S PROPOSAL |
|-----|--------|---------------------|----------------|----------------|----------------------------|----------------------------------|--------------------------------|
| | | NUMBER OF POSITIONS | 3 | 3 | 3 | 0 | 3 |

Budget Year: 2025

Department: First Senatorial District
Division/Activity: Historic Preservation Rota
Org Code: 12120600

| NOP | Job Class Code | Position | Employee | Employee Number | Personnel Status Code | Pay Grade/Step | Annual Salary | Allocation Percent | Allocation Salary | Total Fringe Benefits | Total |
|----------|----------------|--------------------------------|-------------------------|-----------------|-----------------------|----------------|---------------|--------------------|-------------------|-----------------------|---------------|
| 1 | 2012 | ARCHEOLOGICAL FIELD TECHNICIAN | JASON J MARATITA | 1131 | FT | PL03/3 | 18,330 | 87.5% | 16,039 | 1,227 | 17,266 |
| 1 | 2159 | HISTORIC PRESERVATION TECH. I | VINCENT PETER L MESNGON | 1137 | FT | PL04/6 | 22,280 | 87.5% | 19,495 | 2,622 | 22,117 |
| 1 | 2146 | HISTORIC PRSRVTION COORDINATOR | ELOY M AYUYU | 1129 | FT | PL12/7 | 34,564 | 87.5% | 30,243 | 10,002 | 40,245 |
| 3 | | | | | | | | | 65,777 | 13,851 | 79,628 |

COMMONWEALTH OF THE NORTHERN MARIANA ISLANDS

DEPARTMENT: FIRST SENATORIAL DISTRICT
DIVISION: SPORTS AND RECREATION ROTA
ORG: 12120400

| ORG | OBJECT | DESCRIPTION | 2022 | 2023 | 2024 | 2025 | 2025 |
|---|--------------|----------------------------|---------------|----------------|--------------------|--------------------------|------------------------|
| | | | ACTUAL | ACTUAL | BUDGET PL 23-09 | DEPARTMENT SUBMISSION | GOVERNOR'S PROPOSAL |
| 12120400 | 61000 | WAGES & SALARIES | 61,211 | 147,086 | 252,780 | 344,003 | 215,851 |
| 12120400 | 61020 | HOLIDAY PAY | 0 | 4,220 | 0 | 0 | 0 |
| 12120400 | 62000 | FICA CONTRIBUTION | 3,795 | 9,409 | 0 | 21,327 | 13,383 |
| 12120400 | 62010 | MEDICARE CONTRIBUTION | 883 | 2,200 | 0 | 4,988 | 3,130 |
| 12120400 | 62100 | 401K EMPLOYER CONTRIBUTION | 733 | 2,737 | 0 | 5,729 | 3,021 |
| 12120400 | 62200 | HEALTH INSURANCE PREMIUM | 6,840 | 24,192 | 0 | 13,243 | 24,829 |
| 12120400 | 62211 | PERSONNEL INSURANCE | 608 | 2,090 | 0 | 6,192 | 2,972 |
| TOTAL PERSONNEL | | | 74,070 | 191,935 | 252,780 | 395,482 | 263,187 |
| 12120400 | 63100 | REPAIR AND MAINTENANCE | 110 | 0 | 0 | 1,000 | 0 |
| 12120400 | 64090 | COMMUNICATIONS | 989 | 934 | 0 | 4,500 | 0 |
| 12120400 | 64800 | TRAVEL EXPENSES | 5,870 | 0 | 0 | 3,500 | 0 |
| 12120400 | 65000 | OFFICE SUPPLIES | 1,332 | 0 | 0 | 2,000 | 0 |
| 12120400 | 65010 | OPERATIONAL SUPPLIES | 1,389 | 879 | 0 | 1,000 | 0 |
| 12120400 | 65030 | FUEL & LUBRICATE | 4,500 | 1,500 | 0 | 4,800 | 0 |
| 12120400 | 65900 | FREIGHT AND HANDLING | 570 | 0 | 0 | 500 | 0 |
| 12120400 | 66000 | CAPITAL ASSETS | 699 | 0 | 0 | 0 | 0 |
| 12120400 | 66070 | TECHNOLOGY EQUIP | 0 | 0 | 0 | 1,995 | 0 |
| 12120400 | 69000 | OTHER EXPENSES | 0 | 223 | 0 | 0 | 0 |
| TOTAL OTHER EXPENSES | | | 15,459 | 3,536 | 0 | 19,295 | 0 |
| 12120400 | 64060 | UTILITIES | 0 | 0 | 0 | 0 | 0 |
| TOTAL PERSONNEL, OTHER EXPENSES, AND UTILITIES | | | 89,530 | 195,471 | 252,780 | 414,777 | 263,187 |

COMMONWEALTH OF THE NORTHERN MARIANA ISLANDS

DEPARTMENT: FIRST SENATORIAL DISTRICT
DIVISION: SPORTS AND RECREATION ROTA
ORG: 12120400

| ORG | OBJECT | DESCRIPTION | 2022 ACTUAL | 2023 ACTUAL | 2024 BUDGET PL 23-09 | 2025 DEPARTMENT SUBMISSION | 2025 GOVERNOR'S PROPOSAL |
|----------------------------|--------|-----------------------|----------------|----------------|----------------------------|----------------------------------|--------------------------------|
| 12120400 | 69010 | PUBLIC AUDITOR 1% FEE | 2,081 | 2,468 | 2,155 | 0 | 2,632 |
| GRAND TOTAL | | | 91,610 | 197,940 | 254,935 | 414,777 | 265,819 |
| NUMBER OF POSITIONS | | | 9 | 9 | 9 | 12 | 9 |

Budget Year: 2025

Department: First Senatorial District - Department of Finance
Division/Activity: Sports and Recreation Rota
Org Code: 12120400

| NOP | Job Class Code | Position | Employee | Employee Number | Personnel Status Code | Pay Grade/Step | Annual Salary | Allocation Percent | Allocation Salary | Total Fringe Benefits | Total |
|----------|----------------|-------------------------------|------------------------|-----------------|-----------------------|----------------|---------------|--------------------|-------------------|-----------------------|----------------|
| 1 | 9100 | RESIDENT DEPARTMENT HEAD | CRISPIN M OGO | 3668 | AP | UNG | 40,000 | 87.5% | 35,000 | 8,193 | 43,193 |
| 1 | 0023 | ADMINISTRATIVE ASSISTANT | RAQUELITA J RAMOS | 1101 | FT | PL05/6 | 23,394 | 87.5% | 20,470 | 1,566 | 22,036 |
| 1 | 1015 | ADMINISTRATIVE OFFICER I | RYAN STEVEN S TAISACAN | 1198 | FT | PL11/8 | 34,564 | 87.5% | 30,243 | 9,457 | 39,701 |
| 1 | 1015 | ADMINISTRATIVE OFFICER I | VIVIAN M MANGLONA | 1150 | FT | PL11/5 | 29,857 | 87.5% | 26,125 | 2,469 | 28,594 |
| 1 | 1016 | ADMINISTRATIVE OFFICER II | JULITA A CALVO | 1049 | FT | PL13/4 | 31,350 | 87.5% | 27,431 | 6,077 | 33,509 |
| 1 | 7001 | COOK I | EVA LOVETTE B TAISACAN | 1161 | FT | PL01/6 | 19,246 | 87.5% | 16,841 | 2,265 | 19,106 |
| 1 | 1223 | ELIGIBILITY SUPERVISOR | DONNA ELENA M OGO | 1067 | FT | PL16/6 | 40,012 | 50% | 20,006 | 5,462 | 25,468 |
| 1 | 2031 | SPORTS DEVELOPMENT TECHNICIAN | OSCAR D QUITUGUA II | 1138 | FT | PL05/9 | 27,082 | 87.5% | 23,696 | 10,331 | 34,027 |
| 1 | 2206 | SPORTS DEVELOPMENT TRAINEE | UMEKO S YAMADA | 1107 | FT | PL02/4 | 18,330 | 87.5% | 16,039 | 1,516 | 17,554 |
| 9 | | | | | | | | | 215,851 | 47,336 | 263,187 |

COMMONWEALTH OF THE NORTHERN MARIANA ISLANDS

DEPARTMENT: FIRST SENATORIAL DISTRICT

DIVISION: LABOR ROTA

ORG: 12180100

| ORG | OBJECT | DESCRIPTION | 2022 ACTUAL | 2023 ACTUAL | 2024 BUDGET PL 23-09 | 2025 DEPARTMENT SUBMISSION | 2025 GOVERNOR'S PROPOSAL |
|---|--------|---------------------------|----------------|----------------|----------------------------|----------------------------------|--------------------------------|
| 12180100 | 61000 | WAGES & SALARIES | 141,800 | 153,752 | 179,713 | 247,580 | 159,464 |
| 12180100 | 61020 | HOLIDAY PAY | 0 | 1,787 | 0 | 0 | 0 |
| 12180100 | 62000 | FICA CONTRIBUTION | 8,792 | 9,644 | 0 | 15,350 | 9,887 |
| 12180100 | 62010 | MEDICARE CONTRIBUTION | 2,056 | 2,255 | 0 | 3,590 | 2,312 |
| 12180100 | 62200 | HEALTH INSURANCE PREMIUM | 23,134 | 26,997 | 0 | 22,302 | 22,302 |
| 12180100 | 62211 | PERSONNEL INSURANCE | 1,441 | 1,685 | 0 | 4,456 | 1,853 |
| TOTAL PERSONNEL | | | 177,223 | 196,120 | 179,713 | 293,278 | 195,818 |
| 12180100 | 63100 | REPAIR AND MAINTENANCE | 798 | 0 | 0 | 2,500 | 0 |
| 12180100 | 64090 | COMMUNICATIONS | 2,428 | 0 | 0 | 2,000 | 0 |
| 12180100 | 64800 | TRAVEL EXPENSES | 2,138 | 0 | 0 | 0 | 0 |
| 12180100 | 65000 | OFFICE SUPPLIES | 0 | 0 | 0 | 2,000 | 0 |
| 12180100 | 65010 | OPERATIONAL SUPPLIES | 8,527 | 8 | 0 | 3,500 | 0 |
| 12180100 | 65030 | FUEL & LUBRICATE | 4,200 | 0 | 0 | 3,200 | 0 |
| 12180100 | 65040 | FURNITURE & FIXTURES | 900 | 0 | 0 | 0 | 0 |
| 12180100 | 65900 | FREIGHT AND HANDLING | 500 | 0 | 0 | 500 | 0 |
| 12180100 | 69000 | OTHER EXPENSES | 0 | 0 | 0 | 10,000 | 0 |
| 12180100 | 69999 | MISCELLANEOUS ADJUSTMENTS | 2,152 | 0 | 0 | 0 | 0 |
| TOTAL OTHER EXPENSES | | | 21,643 | 8 | 0 | 23,700 | 0 |
| 12180100 | 64060 | UTILITIES | 0 | 0 | 0 | 36,000 | 0 |
| TOTAL PERSONNEL, OTHER EXPENSES, AND UTILITIES | | | 198,866 | 196,128 | 179,713 | 352,978 | 195,818 |
| 12180100 | 69010 | PUBLIC AUDITOR 1% FEE | 968 | 2,076 | 1,846 | 0 | 1,958 |

COMMONWEALTH OF THE NORTHERN MARIANA ISLANDS

DEPARTMENT: FIRST SENATORIAL DISTRICT

DIVISION: LABOR ROTA

ORG: 12180100

| ORG | OBJECT | DESCRIPTION | 2022 ACTUAL | 2023 ACTUAL | 2024 BUDGET PL 23-09 | 2025 DEPARTMENT SUBMISSION | 2025 GOVERNOR'S PROPOSAL |
|----------------------------|--------|-------------|----------------|----------------|----------------------------|----------------------------------|--------------------------------|
| GRAND TOTAL | | | 199,834 | 198,204 | 181,559 | 352,978 | 197,777 |
| NUMBER OF POSITIONS | | | 7 | 6 | 5 | 8 | 5 |

Budget Year: 2025

Department: First Senatorial District
Division/Activity: Labor Rota
Org Code: 12180100

| NOP | Job Class Code | Position | Employee | Employee Number | Personnel Status Code | Pay Grade/Step | Annual Salary | Allocation Percent | Allocation Salary | Total Fringe Benefits | Total |
|----------|----------------|----------------------------------|----------------------|-----------------|-----------------------|----------------|---------------|--------------------|-------------------|-----------------------|----------------|
| 1 | 9100 | RESIDENT DEPARTMENT HEAD | CHRISTINE M CABRERA | 3726 | AP | UNG | 40,000 | 87.5% | 35,000 | 2,678 | 37,678 |
| 1 | 1015 | ADMINISTRATIVE OFFICER I | MARY LOU B QUITUGUA | 3729 | FT | PL11/6 | 31,350 | 87.5% | 27,431 | 2,592 | 30,024 |
| 1 | 1320 | LABOR CERTIFICATION WORKER I | ANGELINA M CABRERA | 3734 | FT | PL08/4 | 24,564 | 87.5% | 21,493 | 1,644 | 23,137 |
| 1 | 1317 | LABOR LAW ENFORCEMENT OFFICER | PRUDENCIO A MANGLONA | 3702 | FT | PL16/9 | 46,319 | 87.5% | 40,529 | 14,981 | 55,510 |
| 1 | 1329 | LABOR LAW ENFRCEMNT SPICALST III | EUGENE M OGO | 3731 | FT | PL14/8 | 40,012 | 87.5% | 35,010 | 14,460 | 49,470 |
| 5 | | | | | | | | | 159,464 | 36,355 | 195,818 |

COMMONWEALTH OF THE NORTHERN MARIANA ISLANDS

DEPARTMENT: FIRST SENATORIAL DISTRICT
DIVISION: ECONOMIC DEVELOPMENT ROTA
ORG: 12160300

| ORG | OBJECT | DESCRIPTION | 2022 | 2023 | 2024 | 2025 | 2025 |
|-----------------------------|--------|---------------------------|---------------|----------------|--------------------|--------------------------|------------------------|
| | | | ACTUAL | ACTUAL | BUDGET PL 23-09 | DEPARTMENT SUBMISSION | GOVERNOR'S PROPOSAL |
| 12160300 | 61000 | WAGES & SALARIES | 69,475 | 94,968 | 137,941 | 228,579 | 122,473 |
| 12160300 | 61020 | HOLIDAY PAY | 0 | 2,365 | 0 | 0 | 0 |
| 12160300 | 62000 | FICA CONTRIBUTION | 4,308 | 6,035 | 0 | 13,758 | 7,593 |
| 12160300 | 62010 | MEDICARE CONTRIBUTION | 1,007 | 1,411 | 0 | 3,218 | 1,776 |
| 12160300 | 62200 | HEALTH INSURANCE PREMIUM | 11,462 | 9,961 | 0 | 7,144 | 7,144 |
| 12160300 | 62211 | PERSONNEL INSURANCE | 586 | 988 | 0 | 3,994 | 1,575 |
| TOTAL PERSONNEL | | | 86,838 | 115,729 | 137,941 | 256,693 | 140,561 |
| 12160300 | 63100 | REPAIR AND MAINTENANCE | 42 | 0 | 0 | 2,000 | 0 |
| 12160300 | 63200 | PERSONNEL TRAINING COSTS | 0 | 0 | 0 | 6,000 | 0 |
| 12160300 | 64090 | COMMUNICATIONS | 0 | 0 | 0 | 5,000 | 0 |
| 12160300 | 64100 | PRINTING AND PHOTOCOPYING | 0 | 0 | 0 | 5,000 | 0 |
| 12160300 | 64800 | TRAVEL EXPENSES | 2,070 | 0 | 0 | 10,000 | 0 |
| 12160300 | 65000 | OFFICE SUPPLIES | 0 | 0 | 0 | 4,000 | 0 |
| 12160300 | 65010 | OPERATIONAL SUPPLIES | 0 | 670 | 0 | 1,000 | 0 |
| 12160300 | 65030 | FUEL & LUBRICATE | 75 | 0 | 0 | 6,000 | 0 |
| 12160300 | 65040 | FURNITURE & FIXTURES | 0 | 0 | 0 | 7,000 | 0 |
| 12160300 | 65900 | FREIGHT AND HANDLING | 0 | 0 | 0 | 2,000 | 0 |
| 12160300 | 66020 | IMPROVEMENTS | 0 | 0 | 0 | 25,000 | 0 |
| 12160300 | 66040 | MACHINERY | 0 | 0 | 0 | 50,000 | 0 |
| 12160300 | 66060 | VEHICLES | 0 | 0 | 0 | 70,000 | 0 |
| 12160300 | 66070 | TECHNOLOGY EQUIP | 0 | 0 | 0 | 5,000 | 0 |
| 12160300 | 69000 | OTHER EXPENSES | 0 | 0 | 0 | 1,000 | 0 |
| TOTAL OTHER EXPENSES | | | 2,187 | 670 | 0 | 199,000 | 0 |

COMMONWEALTH OF THE NORTHERN MARIANA ISLANDS

DEPARTMENT: FIRST SENATORIAL DISTRICT
DIVISION: ECONOMIC DEVELOPMENT ROTA
ORG: 12160300

| ORG | OBJECT | DESCRIPTION | 2022 ACTUAL | 2023 ACTUAL | 2024 BUDGET PL 23-09 | 2025 DEPARTMENT SUBMISSION | 2025 GOVERNOR'S PROPOSAL |
|---|--------|-----------------------|----------------|----------------|----------------------------|----------------------------------|--------------------------------|
| 12160300 | 64060 | UTILITIES | 0 | 0 | 0 | 6,000 | 0 |
| TOTAL PERSONNEL, OTHER EXPENSES, AND UTILITIES | | | 89,026 | 116,398 | 137,941 | 461,693 | 140,561 |
| 12160300 | 69010 | PUBLIC AUDITOR 1% FEE | 4,545 | 1,293 | 1,417 | 2,500 | 1,406 |
| GRAND TOTAL | | | 93,570 | 117,691 | 139,358 | 464,193 | 141,967 |
| NUMBER OF POSITIONS | | | 5 | 5 | 4 | 8 | 4 |

Budget Year: 2025

Department: First Senatorial District
Division/Activity: Economic Development Rota
Org Code: 12160300

| NOP | Job Class Code | Position | Employee | Employee Number | Personnel Status Code | Pay Grade/Step | Annual Salary | Allocation Percent | Allocation Salary | Total Fringe Benefits | Total |
|----------|----------------|-------------------------------|-------------------------|-----------------|-----------------------|----------------|---------------|--------------------|-------------------|-----------------------|----------------|
| 1 | 9100 | RESIDENT DEPARTMENT HEAD | RODNEY JAMES S TAISACAN | 5375 | AP | UNG | 40,000 | 87.5% | 35,000 | 9,821 | 44,821 |
| 1 | 6003 | ABTC LAW ENFRCEMENT OFFICER I | JUAN A BARCINAS | 3695 | FT | PL08/11 | 34,564 | 87.5% | 30,243 | 2,858 | 33,101 |
| 1 | 1015 | ADMINISTRATIVE OFFICER I | AGIDA T QUITUGUA | 3692 | FT | UNG | 42,012 | 87.5% | 36,761 | 3,474 | 40,234 |
| 1 | 1618 | STATISTICS SPECIALIST I | XERXES NIGEL Q CAMACHO | 3687 | FT | PL10/1 | 23,394 | 87.5% | 20,470 | 1,934 | 22,404 |
| 4 | | | | | | | | | 122,473 | 18,088 | 140,561 |

COMMONWEALTH OF THE NORTHERN MARIANA ISLANDS

DEPARTMENT: FIRST SENATORIAL DISTRICT

DIVISION: POLICE ROTA

ORG: 12150500

| ORG | OBJECT | DESCRIPTION | 2022 ACTUAL | 2023 ACTUAL | 2024 BUDGET PL 23-09 | 2025 DEPARTMENT SUBMISSION | 2025 GOVERNOR'S PROPOSAL |
|------------------------|--------|----------------------------|------------------|------------------|----------------------------|----------------------------------|--------------------------------|
| 12150500 | 61000 | WAGES & SALARIES | 1,051,645 | 1,079,602 | 1,490,975 | 1,391,196 | 1,150,640 |
| 12150500 | 61010 | OVERTIME COMPENSATION | 14,576 | 120,937 | 0 | 100,000 | 0 |
| 12150500 | 61020 | HOLIDAY PAY | 3,548 | 24,823 | 0 | 0 | 0 |
| 12150500 | 61200 | BOARD & OTHER COMPENSATION | 2,708 | 0 | 0 | 0 | 0 |
| 12150500 | 62000 | FICA CONTRIBUTION | 66,494 | 75,972 | 0 | 86,080 | 71,340 |
| 12150500 | 62010 | MEDICARE CONTRIBUTION | 15,552 | 17,767 | 0 | 20,137 | 16,684 |
| 12150500 | 62100 | 401K EMPLOYER CONTRIBUTION | 15,544 | 19,063 | 0 | 25,694 | 18,590 |
| 12150500 | 62200 | HEALTH INSURANCE PREMIUM | 121,182 | 154,970 | 0 | 143,574 | 163,612 |
| 12150500 | 62211 | PERSONNEL INSURANCE | 6,820 | 7,714 | 0 | 11,637 | 9,096 |
| TOTAL PERSONNEL | | | 1,298,069 | 1,500,848 | 1,490,975 | 1,778,318 | 1,429,962 |
| 12150500 | 63100 | REPAIR AND MAINTENANCE | 19,668 | 0 | 0 | 70,000 | 0 |
| 12150500 | 63200 | PERSONNEL TRAINING COSTS | 0 | 0 | 0 | 80,000 | 0 |
| 12150500 | 64090 | COMMUNICATIONS | 2,354 | 0 | 0 | 50,000 | 0 |
| 12150500 | 64100 | PRINTING AND PHOTOCOPYING | 0 | 0 | 0 | 3,000 | 0 |
| 12150500 | 64800 | TRAVEL EXPENSES | 21,219 | 14,784 | 0 | 120,000 | 0 |
| 12150500 | 64900 | OTHER SERVICES & CHARGES | 5,115 | 0 | 0 | 0 | 0 |
| 12150500 | 65000 | OFFICE SUPPLIES | 5,948 | 110 | 0 | 50,000 | 0 |
| 12150500 | 65010 | OPERATIONAL SUPPLIES | 65,080 | 7,200 | 0 | 125,000 | 0 |
| 12150500 | 65020 | FOOD ITEMS | 775 | 0 | 0 | 1,500 | 0 |
| 12150500 | 65030 | FUEL & LUBRICATE | 20,000 | 5,000 | 0 | 150,000 | 0 |
| 12150500 | 65900 | FREIGHT AND HANDLING | 5,462 | 0 | 0 | 15,000 | 0 |
| 12150500 | 66000 | CAPITAL ASSETS | 6,518 | 879 | 0 | 0 | 0 |
| 12150500 | 66010 | BUILDINGS | 0 | 0 | 0 | 60,000 | 0 |

COMMONWEALTH OF THE NORTHERN MARIANA ISLANDS

DEPARTMENT: FIRST SENATORIAL DISTRICT

DIVISION: POLICE ROTA

ORG: 12150500

| ORG | OBJECT | DESCRIPTION | 2022 ACTUAL | 2023 ACTUAL | 2024 BUDGET PL 23-09 | 2025 DEPARTMENT SUBMISSION | 2025 GOVERNOR'S PROPOSAL |
|---|--------|-----------------------|------------------|------------------|----------------------------|----------------------------------|--------------------------------|
| 12150500 | 66020 | IMPROVEMENTS | 0 | 0 | 0 | 70,000 | 0 |
| 12150500 | 66040 | MACHINERY | 0 | 0 | 0 | 45,000 | 0 |
| 12150500 | 66070 | TECHNOLOGY EQUIP | 0 | 0 | 0 | 15,000 | 0 |
| 12150500 | 69000 | OTHER EXPENSES | 0 | 0 | 0 | 0 | 0 |
| TOTAL OTHER EXPENSES | | | 152,138 | 27,973 | 0 | 854,500 | 0 |
| 12150500 | 64060 | UTILITIES | 0 | 0 | 0 | 0 | 0 |
| TOTAL PERSONNEL, OTHER EXPENSES, AND UTILITIES | | | 1,450,207 | 1,528,821 | 1,490,975 | 2,632,818 | 1,429,962 |
| 12150500 | 69010 | PUBLIC AUDITOR 1% FEE | 35 | 14,157 | 15,269 | 29,238 | 14,300 |
| GRAND TOTAL | | | 1,450,242 | 1,542,978 | 1,506,244 | 2,662,056 | 1,444,262 |
| NUMBER OF POSITIONS | | | 57 | 57 | 47 | 45 | 47 |

GENERAL FUND

Budget Year: 2025

Department: First Senatorial District
Division/Activity: Police Rota
Org Code: 12150500

| NOP | Job Class Code | Position | Employee | Employee Number | Personnel Status Code | Pay Grade/Step | Annual Salary | Allocation Percent | Allocation Salary | Total Fringe Benefits | Total |
|-----|----------------|------------------------------|-----------------------------------|-----------------|-----------------------|----------------|---------------|--------------------|-------------------|-----------------------|--------|
| 1 | 9100 | RESIDENT DEPARTMENT HEAD | EDWARD C MARATITA JR | 5992 | AP | UNG | 40,000 | 87.5% | 35,000 | 13,829 | 48,829 |
| 1 | 0023 | ADMINISTRATIVE ASSISTANT | LABORAH LYNN M BARCINAS | 1244 | FT | PL05/2 | 19,246 | 87.5% | 16,841 | 5,076 | 21,917 |
| 1 | 1017 | ADMINISTRATIVE OFFICER III | JANELLA B CHARFAUROS | 3208 | FT | PL15/5 | 36,292 | 87.5% | 31,755 | 14,152 | 45,907 |
| 1 | 1022 | ADMINISTRATIVE SPECIALIST II | DONNA JEAN T HOCOG | 3205 | FT | PL09/5 | 27,082 | 87.5% | 23,696 | 2,761 | 26,457 |
| 1 | 2298 | CUSTODIAL WORKER | VINCENT B MASGA | 4477 | FT | PL02/7 | 21,219 | 87.5% | 18,567 | 1,420 | 19,987 |
| 1 | 6128 | POLICE CAPTAIN | JARROD T MANGLONA | 3186 | FT | PL18/6 | 44,113 | 87.5% | 38,599 | 16,343 | 54,941 |
| 1 | 6128 | POLICE CAPTAIN | NOEL M CALVO | 3223 | FT | PL18/6 | 44,113 | 87.5% | 38,599 | 14,104 | 52,703 |
| 1 | 6127 | POLICE LIEUTENANT | MANUEL C ATALIG | 724 | FT | PL17/4 | 40,964 | 87.5% | 35,844 | 15,327 | 51,171 |
| 1 | 6127 | POLICE LIEUTENANT | TITO S HOCOG II | 3216 | FT | PL17/5 | 43,013 | 87.5% | 37,636 | 5,062 | 42,698 |
| 1 | 6137 | POLICE OFFICER I | ALDINE C MENDIOLA | 3188 | FT | PL08/4 | 26,406 | 87.5% | 23,105 | 5,253 | 28,358 |
| 1 | 6137 | POLICE OFFICER I | ASIANA MARIE C MANGLONA | 3203 | FT | PL08/1 | 22,811 | 87.5% | 19,959 | 2,325 | 22,284 |
| 1 | 6137 | POLICE OFFICER I | BONITA B APATANG | 3189 | FT | PL08/4 | 26,406 | 87.5% | 23,105 | 1,768 | 24,873 |
| 1 | 6137 | POLICE OFFICER I | CHEVY C SAN NICOLAS | 3206 | FT | PL08/4 | 26,406 | 87.5% | 23,105 | 5,253 | 28,358 |
| 1 | 6137 | POLICE OFFICER I | CLAYTON FRED O MANGLONA | 3209 | FT | PL08/1 | 22,811 | 87.5% | 19,959 | 5,012 | 24,971 |
| 1 | 6137 | POLICE OFFICER I | CONNIE M MANGLONA | 3193 | FT | PL08/4 | 26,406 | 87.5% | 23,105 | 9,327 | 32,432 |
| 1 | 6137 | POLICE OFFICER I | DOMINGO M HOCOG | 3183 | FT | PL08/6 | 29,113 | 87.5% | 25,474 | 1,949 | 27,422 |
| 1 | 6137 | POLICE OFFICER I | ELTON TAISACAN BARCINAS | 3191 | FT | PL08/4 | 22,810 | 87.5% | 19,959 | 6,170 | 26,129 |
| 1 | 6137 | POLICE OFFICER I | GARRIE ANN H TOVES | 3196 | FT | PL08/1 | 22,811 | 87.5% | 19,959 | 2,325 | 22,284 |
| 1 | 6137 | POLICE OFFICER I | IRVIN JOSEPH C TAIMANAO | 3197 | FT | PL08/4 | 26,406 | 87.5% | 23,105 | 1,768 | 24,873 |
| 1 | 6137 | POLICE OFFICER I | JEB S BARCINAS | 3194 | FT | PL08/4 | 26,406 | 87.5% | 23,105 | 8,911 | 32,017 |
| 1 | 6137 | POLICE OFFICER I | JESSE ROY M SANTOS | 3195 | FT | PL08/1 | 22,811 | 87.5% | 19,959 | 2,325 | 22,284 |
| 1 | 6137 | POLICE OFFICER I | KEKOA LEO A KANI | 3200 | FT | PL08/1 | 22,811 | 87.5% | 19,959 | 2,325 | 22,284 |
| 1 | 6137 | POLICE OFFICER I | MELVIN M MANGLONA | 4768 | FT | PL08/1 | 22,811 | 87.5% | 19,959 | 1,527 | 21,486 |
| 1 | 6137 | POLICE OFFICER I | PUALANI VETTA-J FUJIHARA TAISACAN | 3202 | FT | PL08/4 | 26,406 | 87.5% | 23,105 | 5,253 | 28,358 |
| 1 | 6137 | POLICE OFFICER I | ROBIN M MARATITA | 3185 | FT | PL08/4 | 26,406 | 87.5% | 23,105 | 9,327 | 32,432 |
| 1 | 6137 | POLICE OFFICER I | THEORA YVONNE A MANGLONA | 3201 | FT | PL08/4 | 26,406 | 87.5% | 23,105 | 1,768 | 24,873 |
| 1 | 6137 | POLICE OFFICER I | VACANT | | FT | PL08/1 | 1 | 87.5% | 1 | 0 | 1 |
| 1 | 6137 | POLICE OFFICER I | VACANT | | FT | PL08/4 | 1 | 87.5% | 1 | 0 | 1 |
| 1 | 6138 | POLICE OFFICER II | EDWARD M HOCOG | 3220 | FT | PL10/5 | 30,568 | 87.5% | 26,747 | 13,197 | 39,945 |
| 1 | 6138 | POLICE OFFICER II | FIDEL ANTON I MANGLONA | 3198 | FT | PL10/5 | 30,568 | 87.5% | 26,747 | 7,083 | 33,830 |
| 1 | 6138 | POLICE OFFICER II | FRANKLIN JOHN A MANGLONA | 3224 | FT | PL10/5 | 30,568 | 87.5% | 26,747 | 2,046 | 28,793 |
| 1 | 6138 | POLICE OFFICER II | HENRY A MANGLONA JR | 3192 | FT | PL10/5 | 30,568 | 87.5% | 26,747 | 14,749 | 41,496 |
| 1 | 6138 | POLICE OFFICER II | JACKARY JOHN A OGO | 3218 | FT | PL10/5 | 30,568 | 87.5% | 26,747 | 3,116 | 29,863 |
| 1 | 6138 | POLICE OFFICER II | JANRY A SANTOS | 3225 | FT | PL10/5 | 30,568 | 87.5% | 26,747 | 2,528 | 29,275 |
| 1 | 6138 | POLICE OFFICER II | JOSEPH Q CAMACHO JR | 2046 | FT | PL10/4 | 29,113 | 87.5% | 25,474 | 5,892 | 31,366 |
| 1 | 6138 | POLICE OFFICER II | JOSEPH T BARCINAS II | 3190 | FT | PL10/5 | 30,568 | 87.5% | 26,747 | 2,046 | 28,793 |
| 1 | 6138 | POLICE OFFICER II | MANUEL B CASTRO III | 3219 | FT | PL10/5 | 30,568 | 87.5% | 26,747 | 6,601 | 33,348 |
| 1 | 6138 | POLICE OFFICER II | NATHAN A BARCINAS | 3211 | FT | PL10/6 | 32,097 | 87.5% | 28,085 | 2,654 | 30,739 |
| 1 | 6138 | POLICE OFFICER II | NUKE JACOB M MANGLONA | 3182 | FT | PL10/5 | 30,568 | 87.5% | 26,747 | 2,046 | 28,793 |

GENERAL FUND

Budget Year: 2025

Department: First Senatorial District
Division/Activity: Police Rota
Org Code: 12150500

| NOP | Job Class Code | Position | Employee | Employee Number | Personnel Status Code | Pay Grade/Step | Annual Salary | Allocation Percent | Allocation Salary | Total Fringe Benefits | Total |
|-----------|----------------|---------------------|----------------------|-----------------|-----------------------|----------------|---------------|--------------------|-------------------|-----------------------|------------------|
| 1 | 6138 | POLICE OFFICER II | VACANT | | FT | PL10/5 | 1 | 87.5% | 1 | 0 | 1 |
| 1 | 6149 | POLICE SERGEANT | CHLOE B HOCOG | 3184 | FT | PL15/3 | 35,387 | 87.5% | 30,963 | 7,650 | 38,613 |
| 1 | 6149 | POLICE SERGEANT | CLAIR A CALVO | 3221 | FT | PL15/3 | 35,387 | 87.5% | 30,963 | 4,165 | 35,128 |
| 1 | 6149 | POLICE SERGEANT | GABRIEL M MANGLONA | 3214 | FT | PL15/3 | 35,387 | 87.5% | 30,963 | 6,411 | 37,374 |
| 1 | 6149 | POLICE SERGEANT | PERRY K MESNGON | 3217 | FT | PL15/5 | 39,014 | 87.5% | 34,137 | 15,743 | 49,880 |
| 1 | 6149 | POLICE SERGEANT | SHAW CLAY D TAISACAN | 3213 | FT | PL15/3 | 35,387 | 87.5% | 30,963 | 6,411 | 37,374 |
| 1 | 3052 | RECORDS SPECIALIST | JULITA B MANGLONA | 3215 | FT | PL08/5 | 25,792 | 87.5% | 22,568 | 13,284 | 35,852 |
| 1 | 8818 | TRADES SPECIALIST I | IGNACIO V LIZAMA JR | 3210 | FT | PL11/5 | 29,857 | 87.5% | 26,125 | 3,044 | 29,169 |
| 47 | | | | | | | | | 1,150,640 | 279,322 | 1,429,962 |

COMMONWEALTH OF THE NORTHERN MARIANA ISLANDS

DEPARTMENT: FIRST SENATORIAL DISTRICT

DIVISION: FIRE AND EMERGENCY MEDICAL SERVICES ROTA

ORG: 12140100

| ORG | OBJECT | DESCRIPTION | 2022 ACTUAL | 2023 ACTUAL | 2024 BUDGET PL 23-09 | 2025 DEPARTMENT SUBMISSION | 2025 GOVERNOR'S PROPOSAL |
|-----------------------------|--------|----------------------------|----------------|----------------|----------------------------|----------------------------------|--------------------------------|
| 12140100 | 61000 | WAGES & SALARIES | 556,141 | 771,637 | 1,110,515 | 1,101,870 | 852,597 |
| 12140100 | 61010 | OVERTIME COMPENSATION | 10,065 | 7,490 | 0 | 0 | 0 |
| 12140100 | 61020 | HOLIDAY PAY | 2,029 | 10,586 | 0 | 0 | 0 |
| 12140100 | 62000 | FICA CONTRIBUTION | 35,230 | 49,209 | 0 | 68,316 | 52,861 |
| 12140100 | 62010 | MEDICARE CONTRIBUTION | 8,239 | 11,508 | 0 | 15,977 | 12,363 |
| 12140100 | 62100 | 401K EMPLOYER CONTRIBUTION | 11,716 | 18,925 | 0 | 22,184 | 16,831 |
| 12140100 | 62101 | RETIREMENT CONTRIBUTIONS | 12,109 | 14,147 | 0 | 16,312 | 10,904 |
| 12140100 | 62200 | HEALTH INSURANCE PREMIUM | 50,658 | 59,929 | 0 | 73,877 | 79,455 |
| 12140100 | 62211 | PERSONNEL INSURANCE | 3,169 | 4,958 | 0 | 9,987 | 8,079 |
| TOTAL PERSONNEL | | | 689,356 | 948,389 | 1,110,515 | 1,308,523 | 1,033,089 |
| 12140100 | 63100 | REPAIR AND MAINTENANCE | 584 | 1,383 | 0 | 20,000 | 0 |
| 12140100 | 64090 | COMMUNICATIONS | 1,536 | 3,680 | 0 | 20,000 | 0 |
| 12140100 | 64100 | PRINTING AND PHOTOCOPYING | 0 | 0 | 0 | 5,000 | 0 |
| 12140100 | 64700 | RENTAL-VEHICLES | 0 | 1,000 | 0 | 0 | 0 |
| 12140100 | 64800 | TRAVEL EXPENSES | 33,950 | 2,942 | 0 | 70,000 | 0 |
| 12140100 | 65000 | OFFICE SUPPLIES | 403 | 1,923 | 0 | 7,000 | 0 |
| 12140100 | 65010 | OPERATIONAL SUPPLIES | 805 | 1,545 | 0 | 8,000 | 0 |
| 12140100 | 65030 | FUEL & LUBRICATE | 19,000 | 1,000 | 0 | 60,000 | 0 |
| 12140100 | 65900 | FREIGHT AND HANDLING | 1,600 | 375 | 0 | 8,000 | 0 |
| 12140100 | 66000 | CAPITAL ASSETS | 3,039 | 0 | 0 | 0 | 0 |
| 12140100 | 66010 | BUILDINGS | 0 | 0 | 0 | 60,000 | 0 |
| 12140100 | 69000 | OTHER EXPENSES | 0 | 0 | 0 | 0 | 0 |
| TOTAL OTHER EXPENSES | | | 60,917 | 13,849 | 0 | 258,000 | 0 |

COMMONWEALTH OF THE NORTHERN MARIANA ISLANDS

DEPARTMENT: FIRST SENATORIAL DISTRICT

DIVISION: FIRE AND EMERGENCY MEDICAL SERVICES ROTA

ORG: 12140100

| ORG | OBJECT | DESCRIPTION | 2022 ACTUAL | 2023 ACTUAL | 2024 BUDGET PL 23-09 | 2025 DEPARTMENT SUBMISSION | 2025 GOVERNOR'S PROPOSAL |
|--|--------|-----------------------|----------------|----------------|----------------------------|----------------------------------|--------------------------------|
| 12140100 | 64060 | UTILITIES | 0 | 0 | 0 | 0 | 0 |
| TOTAL PERSONNEL, OTHER EXPENSES, AND UTILITIES | | | 750,273 | 962,238 | 1,110,515 | 1,566,523 | 1,033,089 |
| 12140100 | 69010 | PUBLIC AUDITOR 1% FEE | 0 | 9,965 | 11,320 | 15,665 | 10,331 |
| GRAND TOTAL | | | 750,273 | 972,203 | 1,121,835 | 1,582,188 | 1,043,420 |
| NUMBER OF POSITIONS | | | 23 | 29 | 29 | 29 | 29 |

Budget Year: 2025

Department: First Senatorial District
Division/Activity: Fire and Emergency Medical Services Rota
Org Code: 12140100

| NOP | Job Class Code | Position | Employee | Employee Number | Personnel Status Code | Pay Grade/Step | Annual Salary | Allocation Percent | Allocation Salary | Total Fringe Benefits | Total |
|-----------|----------------|------------------------------|--------------------------|-----------------|-----------------------|----------------|---------------|--------------------|-------------------|-----------------------|------------------|
| 1 | 6932 | RESIDENT DEPUTY COMMISSIONER | GLENN L MARATITA | 3212 | AP | UNG | 45,000 | 87.5% | 39,375 | 16,447 | 55,822 |
| 1 | 0023 | ADMINISTRATIVE ASSISTANT | JASMINE SHYVETTE A OGO | 3804 | FT | PL05/4 | 21,219 | 87.5% | 18,567 | 1,420 | 19,987 |
| 1 | 1021 | ADMINISTRATIVE SPECIALIST I | LARALYN C ATALIG | 2359 | FT | PL07/5 | 24,564 | 87.5% | 21,493 | 12,795 | 34,289 |
| 1 | 6001 | ASSISTANT FIRE CHIEF | JOEL O HOCOG | 2348 | FT | PL19/6 | 61,372 | 87.5% | 53,700 | 5,075 | 58,775 |
| 1 | 6001 | ASSISTANT FIRE CHIEF | RON IVAN H OGO | 3701 | FT | PL19/7 | 64,441 | 87.5% | 56,386 | 8,813 | 65,199 |
| 1 | 0045 | CLERK III | TONICA A ATALIG | 2443 | FT | PL01/2 | 15,834 | 87.5% | 13,855 | 1,060 | 14,915 |
| 1 | 6097 | FIRE CREW SUPERVISOR | CLINT A BARCINAS | 2364 | FT | PL18/5 | 55,667 | 87.5% | 48,708 | 10,036 | 58,744 |
| 1 | 6097 | FIRE CREW SUPERVISOR | ROBERT M MANGLONA | 2357 | FT | PL17/2 | 45,797 | 87.5% | 40,072 | 4,668 | 44,740 |
| 1 | 6097 | FIRE CREW SUPERVISOR | VICTORINO L MENDIOLA | 2370 | FT | PL17/2 | 45,797 | 87.5% | 40,072 | 3,787 | 43,859 |
| 1 | 6075 | FIREFIGHTER I | BRANDON TREY M CABRERA | 3712 | FT | PL08/5 | 34,174 | 87.5% | 29,903 | 4,022 | 33,924 |
| 1 | 6075 | FIREFIGHTER I | COLBY BLAKE C OGO | 3662 | FT | PL08/1 | 28,115 | 87.5% | 24,601 | 6,794 | 31,395 |
| 1 | 6075 | FIREFIGHTER I | DREY RYAN Q APATANG | 3613 | FT | PL08/1 | 28,115 | 87.5% | 24,601 | 5,367 | 29,968 |
| 1 | 6075 | FIREFIGHTER I | DWAYNE JACK T BLAS | 2505 | FT | PL08/1 | 28,115 | 87.5% | 24,601 | 1,882 | 26,483 |
| 1 | 6075 | FIREFIGHTER I | FELIS ONEZ P ATALIG | 3869 | FT | PL08/1 | 28,115 | 87.5% | 24,601 | 1,882 | 26,483 |
| 1 | 6075 | FIREFIGHTER I | JAMES CALVO MANGLONA II | 3746 | FT | PL08/5 | 34,174 | 87.5% | 29,903 | 13,439 | 43,341 |
| 1 | 6075 | FIREFIGHTER I | JOHMAR P UNTALAN | 2724 | FT | PL08/1 | 28,115 | 87.5% | 24,601 | 2,866 | 27,467 |
| 1 | 6075 | FIREFIGHTER I | LEO EDWARD T MEREB | 722 | FT | PL08/4 | 32,547 | 87.5% | 28,479 | 7,315 | 35,794 |
| 1 | 6075 | FIREFIGHTER I | ODIE JOE J TAITANO | 3867 | FT | PL08/1 | 28,115 | 87.5% | 24,601 | 2,866 | 27,467 |
| 1 | 6075 | FIREFIGHTER I | RACCINE GERARD R HIZON | 3853 | FT | PL08/5 | 34,174 | 87.5% | 29,903 | 7,507 | 37,410 |
| 1 | 6075 | FIREFIGHTER I | ROBERT KELLY B ULLOA | 3817 | FT | PL08/1 | 28,115 | 87.5% | 24,601 | 5,367 | 29,968 |
| 1 | 6075 | FIREFIGHTER I | THOMAS M MANGLONA III | 2336 | FT | PL08/5 | 34,174 | 87.5% | 29,903 | 3,484 | 33,386 |
| 1 | 6075 | FIREFIGHTER I | VACANT | | FT | PL08/1 | 1 | 87.5% | 1 | 0 | 1 |
| 1 | 6075 | FIREFIGHTER I | VACANT | | FT | PL08/3 | 1 | 87.5% | 1 | 0 | 1 |
| 1 | 6076 | FIREFIGHTER II | GARY M TOVES JR. | 3660 | FT | PL10/4 | 35,883 | 87.5% | 31,398 | 3,658 | 35,056 |
| 1 | 6076 | FIREFIGHTER II | MAXIMO R MUNA | 3110 | FT | PL10/2 | 32,547 | 87.5% | 28,479 | 6,176 | 34,655 |
| 1 | 6077 | FIREFIGHTER III | CHRISTOPHER F HOCOG | 3673 | FT | PL12/4 | 39,561 | 87.5% | 34,616 | 8,141 | 42,757 |
| 1 | 6077 | FIREFIGHTER III | DANNY VINCENT B QUITUGUA | 3728 | FT | PL12/4 | 39,561 | 87.5% | 34,616 | 14,422 | 49,038 |
| 1 | 6077 | FIREFIGHTER III | JEFFREY A TAITANO | 3694 | FT | PL12/5 | 41,539 | 87.5% | 36,347 | 13,685 | 50,031 |
| 1 | 6077 | FIREFIGHTER III | JOSEPH-JAMES S OMAR | 3674 | FT | PL12/4 | 39,561 | 87.5% | 34,616 | 7,518 | 42,134 |
| 29 | | | | | | | | | 852,597 | 180,493 | 1,033,089 |

COMMONWEALTH OF THE NORTHERN MARIANA ISLANDS

DEPARTMENT: FIRST SENATORIAL DISTRICT

DIVISION: AGRICULTURE ROTA

ORG: 12190700

| ORG | OBJECT | DESCRIPTION | 2022 | 2023 | 2024 | 2025 | 2025 |
|------------------------|--------|----------------------------|----------------|----------------|--------------------|--------------------------|------------------------|
| | | | ACTUAL | ACTUAL | BUDGET PL 23-09 | DEPARTMENT SUBMISSION | GOVERNOR'S PROPOSAL |
| 12190700 | 61000 | WAGES & SALARIES | 131,145 | 222,083 | 370,750 | 457,809 | 326,341 |
| 12190700 | 61020 | HOLIDAY PAY | 0 | 5,267 | 0 | 0 | 0 |
| 12190700 | 62000 | FICA CONTRIBUTION | 8,131 | 14,139 | 0 | 28,384 | 20,233 |
| 12190700 | 62010 | MEDICARE CONTRIBUTION | 1,901 | 3,307 | 0 | 6,638 | 4,732 |
| 12190700 | 62100 | 401K EMPLOYER CONTRIBUTION | 700 | 880 | 0 | 0 | 2,755 |
| 12190700 | 62101 | RETIREMENT CONTRIBUTIONS | 12,995 | 14,101 | 0 | 16,826 | 10,500 |
| 12190700 | 62200 | HEALTH INSURANCE PREMIUM | 34,111 | 49,316 | 0 | | 43,560 |
| 12190700 | 62211 | PERSONNEL INSURANCE | 2,136 | 3,732 | 0 | 8,241 | 5,092 |
| TOTAL PERSONNEL | | | 191,118 | 312,825 | 370,750 | 517,898 | 413,213 |
| 12190700 | 63100 | REPAIR AND MAINTENANCE | 2,014 | 0 | 0 | 10,000 | 0 |
| 12190700 | 64080 | DUES AND SUBSCRIPTIONS | 80 | 0 | 0 | 0 | 0 |
| 12190700 | 64090 | COMMUNICATIONS | 2,206 | 0 | 0 | 3,500 | 0 |
| 12190700 | 64100 | PRINTING AND PHOTOCOPYING | 656 | 0 | 0 | 0 | 0 |
| 12190700 | 64110 | ADVERTISING | 330 | 0 | 0 | 500 | 0 |
| 12190700 | 64800 | TRAVEL EXPENSES | 1,710 | 0 | 0 | 5,000 | 0 |
| 12190700 | 65000 | OFFICE SUPPLIES | 729 | 0 | 0 | 3,500 | 0 |
| 12190700 | 65010 | OPERATIONAL SUPPLIES | 7,330 | 0 | 0 | 5,000 | 0 |
| 12190700 | 65030 | FUEL & LUBRICATE | 9,621 | 0 | 0 | 20,000 | 0 |
| 12190700 | 65900 | FREIGHT AND HANDLING | 480 | 0 | 0 | 2,000 | 0 |
| 12190700 | 66040 | MACHINERY | 0 | 0 | 0 | 89,900 | 0 |
| 12190700 | 66060 | VEHICLES | 0 | 0 | 0 | 45,000 | 0 |
| 12190700 | 66070 | TECHNOLOGY EQUIP | 1,498 | 0 | 0 | 10,000 | 0 |
| 12190700 | 66900 | NON-CAPITAL ASSETS | 240 | 0 | 0 | 0 | 0 |

COMMONWEALTH OF THE NORTHERN MARIANA ISLANDS

DEPARTMENT: FIRST SENATORIAL DISTRICT

DIVISION: AGRICULTURE ROTA

ORG: 12190700

| ORG | OBJECT | DESCRIPTION | 2022 ACTUAL | 2023 ACTUAL | 2024 BUDGET PL 23-09 | 2025 DEPARTMENT SUBMISSION | 2025 GOVERNOR'S PROPOSAL |
|---|--------|-----------------------|----------------|----------------|----------------------------|----------------------------------|--------------------------------|
| 12190700 | 69000 | OTHER EXPENSES | 0 | 0 | 0 | 0 | 0 |
| TOTAL OTHER EXPENSES | | | 26,894 | 0 | 0 | 194,400 | 0 |
| 12190700 | 64060 | UTILITIES | 0 | 0 | 0 | 0 | 0 |
| TOTAL PERSONNEL, OTHER EXPENSES, AND UTILITIES | | | 218,013 | 312,825 | 370,750 | 712,298 | 413,213 |
| 12190700 | 69010 | PUBLIC AUDITOR 1% FEE | 419 | 3,595 | 3,809 | 8,195 | 4,132 |
| GRAND TOTAL | | | 218,432 | 316,420 | 374,559 | 720,493 | 417,345 |
| NUMBER OF POSITIONS | | | 14 | 14 | 12 | 15 | 12 |

Budget Year: 2025

Department: First Senatorial District
Division/Activity: Agriculture Rota
Org Code: 12190700

| NOP | Job Class Code | Position | Employee | Employee Number | Personnel Status Code | Pay Grade/Step | Annual Salary | Allocation Percent | Allocation Salary | Total Fringe Benefits | Total |
|-----------|----------------|--------------------------------|----------------------|-----------------|-----------------------|----------------|---------------|--------------------|-------------------|-----------------------|----------------|
| 1 | 9100 | RESIDENT DEPARTMENT HEAD | DAVID M CALVO | 1321 | AP | UNG | 40,000 | 87.5% | 35,000 | 24,959 | 59,959 |
| 1 | 1017 | ADMINISTRATIVE OFFICER III | ISABELLA L MARATITA | 3374 | PB | PL15/5 | 36,292 | 87.5% | 31,755 | 4,271 | 36,026 |
| 1 | 1022 | ADMINISTRATIVE SPECIALIST II | ESPERANSA T CRUZ | 1357 | FT | PL09/8 | 31,350 | 87.5% | 27,431 | 9,736 | 37,167 |
| 1 | 4002 | AGRIC. EXTENSION AGENT II | HARRY M MENDIOLA | 1398 | FT | PL09/12 | 38,106 | 87.5% | 33,343 | 3,151 | 36,494 |
| 1 | 4118 | ANIMAL INDUSTRY SPECIALIST | MANASES M BARCINAS | 1308 | FT | PL11/4 | 28,436 | 87.5% | 24,881 | 1,903 | 26,785 |
| 1 | 8393 | EQUIPMENT OPERATOR II | NOEL C CHARFAUROS | 2648 | FT | PL02/2 | 16,626 | 87.5% | 14,547 | 1,957 | 16,504 |
| 1 | 8394 | EQUIPMENT OPERATOR III | WILLIAM C KANI | 1363 | FT | PL03/7 | 22,280 | 87.5% | 19,495 | 1,842 | 21,337 |
| 1 | 4007 | FORESTER III | JAMES C MANGLONA | 1362 | FT | PL13/12 | 46,319 | 87.5% | 40,529 | 14,981 | 55,510 |
| 1 | 4224 | FORESTRY TECHNICIAN II | JERRY LEE R NARCIS | 6169 | FT | PL05/4 | 21,219 | 87.5% | 18,567 | 4,905 | 23,472 |
| 1 | 8426 | HEAVY EQPT MECHANIC FOREMAN II | DAVID W MENDIOLA | 1426 | FT | PL09/4 | 25,792 | 87.5% | 22,568 | 6,520 | 29,088 |
| 1 | 4253 | MELON FLY COORDINATOR | FRANCISCO M BARCINAS | 1351 | FT | UNG | 38,106 | 87.5% | 33,343 | 3,151 | 36,494 |
| 1 | 1639 | SUPPLY SPECIALIST I | MICHAEL T KING | 1364 | FT | PL09/6 | 28,436 | 87.5% | 24,881 | 9,495 | 34,376 |
| 12 | | | | | | | | | 326,341 | 86,872 | 413,213 |

COMMONWEALTH OF THE NORTHERN MARIANA ISLANDS

DEPARTMENT: FIRST SENATORIAL DISTRICT

DIVISION: FISH AND WILDLIFE ROTA

ORG: 12190800

| ORG | OBJECT | DESCRIPTION | 2022 | 2023 | 2024 | 2025 | 2025 |
|---|--------------|--------------------------|----------------|----------------|--------------------|--------------------------|------------------------|
| | | | ACTUAL | ACTUAL | BUDGET PL 23-09 | DEPARTMENT SUBMISSION | GOVERNOR'S PROPOSAL |
| 12190800 | 61000 | WAGES & SALARIES | 81,142 | 96,674 | 143,245 | 205,050 | 119,268 |
| 12190800 | 61020 | HOLIDAY PAY | 0 | 1,629 | 0 | 0 | 0 |
| 12190800 | 62000 | FICA CONTRIBUTION | 5,030 | 6,095 | 0 | 12,713 | 7,395 |
| 12190800 | 62010 | MEDICARE CONTRIBUTION | 1,176 | 1,426 | 0 | 2,973 | 1,729 |
| 12190800 | 62200 | HEALTH INSURANCE PREMIUM | 11,567 | 13,499 | 0 | 0 | 11,151 |
| 12190800 | 62211 | PERSONNEL INSURANCE | 1,025 | 1,221 | 0 | 3,691 | 1,335 |
| TOTAL PERSONNEL | | | 99,940 | 120,542 | 143,245 | 224,427 | 140,878 |
| 12190800 | 63100 | REPAIR AND MAINTENANCE | 3,774 | 0 | 0 | 9,300 | 0 |
| 12190800 | 64090 | COMMUNICATIONS | 2,257 | 0 | 0 | 2,500 | 0 |
| 12190800 | 64110 | ADVERTISING | 330 | 0 | 0 | 0 | 0 |
| 12190800 | 64800 | TRAVEL EXPENSES | 4,783 | 0 | 0 | 5,000 | 0 |
| 12190800 | 65000 | OFFICE SUPPLIES | 0 | 0 | 0 | 2,500 | 0 |
| 12190800 | 65010 | OPERATIONAL SUPPLIES | 4,370 | 0 | 0 | 4,500 | 0 |
| 12190800 | 65030 | FUEL & LUBRICATE | 8,705 | 1,000 | 0 | 15,000 | 0 |
| 12190800 | 65900 | FREIGHT AND HANDLING | 762 | 0 | 0 | 2,000 | 0 |
| 12190800 | 66000 | CAPITAL ASSETS | 1,832 | 0 | 0 | 0 | 0 |
| 12190800 | 66040 | MACHINERY | 0 | 0 | 0 | 8,500 | 0 |
| 12190800 | 66070 | TECHNOLOGY EQUIP | 0 | 0 | 0 | 7,800 | 0 |
| 12190800 | 69000 | OTHER EXPENSES | 0 | 0 | 0 | 0 | 0 |
| TOTAL OTHER EXPENSES | | | 26,811 | 1,000 | 0 | 57,100 | 0 |
| 12190800 | 64060 | UTILITIES | 0 | 0 | 0 | 0 | 0 |
| TOTAL PERSONNEL, OTHER EXPENSES, AND UTILITIES | | | 126,752 | 121,542 | 143,245 | 281,527 | 140,878 |

COMMONWEALTH OF THE NORTHERN MARIANA ISLANDS

DEPARTMENT: FIRST SENATORIAL DISTRICT

DIVISION: FISH AND WILDLIFE ROTA

ORG: 12190800

| ORG | OBJECT | DESCRIPTION | 2022 ACTUAL | 2023 ACTUAL | 2024 BUDGET PL 23-09 | 2025 DEPARTMENT SUBMISSION | 2025 GOVERNOR'S PROPOSAL |
|----------------------------|--------|-----------------------|----------------|----------------|----------------------------|----------------------------------|--------------------------------|
| 12190800 | 69010 | PUBLIC AUDITOR 1% FEE | 1,105 | 1,275 | 1,470 | 3,102 | 1,409 |
| GRAND TOTAL | | | 127,857 | 122,817 | 144,715 | 284,629 | 142,286 |
| NUMBER OF POSITIONS | | | 5 | 6 | 5 | 7 | 5 |

Budget Year: 2025

Department: First Senatorial District
Division/Activity: Fish and Wildlife Rota
Org Code: 12190800

| NOP | Job Class Code | Position | Employee | Employee Number | Personnel Status Code | Pay Grade/Step | Annual Salary | Allocation Percent | Allocation Salary | Total Fringe Benefits | Total |
|----------|----------------|--------------------------|---------------------|-----------------|-----------------------|----------------|---------------|--------------------|-------------------|-----------------------|----------------|
| 1 | 6017 | CONSERVATION INSPECTOR I | ALVIN M CRUZ | 1332 | FT | PL03/5 | 20,209 | 87.5% | 17,683 | 1,353 | 19,035 |
| 1 | 6021 | CONSERVATION OFFICER I | JIM M ATALIG | 1397 | FT | PL10/1 | 23,394 | 87.5% | 20,470 | 1,934 | 22,404 |
| 1 | 6021 | CONSERVATION OFFICER I | PEDRO A MANGLONA JR | 1369 | FT | PL10/8 | 32,918 | 87.5% | 28,803 | 13,873 | 42,676 |
| 1 | 6021 | CONSERVATION OFFICER I | VICENTE A ATALIG JR | 1441 | FT | PL10/5 | 28,436 | 87.5% | 24,881 | 2,351 | 27,232 |
| 1 | 6023 | CONSERVATION OFFICER III | RICARDO S MARATITA | 1356 | FT | PL14/3 | 31,350 | 87.5% | 27,431 | 2,099 | 29,530 |
| 5 | | | | | | | | | 119,268 | 21,610 | 140,878 |

COMMONWEALTH OF THE NORTHERN MARIANA ISLANDS

DEPARTMENT: FIRST SENATORIAL DISTRICT
DIVISION: PARKS AND RECREATION ROTA
ORG: 12190400

| ORG | OBJECT | DESCRIPTION | 2022 ACTUAL | 2023 ACTUAL | 2024 BUDGET PL 23-09 | 2025 DEPARTMENT SUBMISSION | 2025 GOVERNOR'S PROPOSAL |
|---|--------------|------------------------------|----------------|----------------|----------------------------|----------------------------------|--------------------------------|
| 12190400 | 61000 | WAGES & SALARIES | 25,153 | 49,311 | 80,166 | 91,325 | 73,244 |
| 12190400 | 61020 | HOLIDAY PAY | 0 | 1,458 | 0 | 0 | 0 |
| 12190400 | 62000 | FICA CONTRIBUTION | 1,560 | 3,148 | 0 | 5,662 | 4,541 |
| 12190400 | 62010 | MEDICARE CONTRIBUTION | 365 | 736 | 0 | 1,324 | 1,062 |
| 12190400 | 62200 | HEALTH INSURANCE PREMIUM | 11,567 | 13,499 | 0 | 0 | 11,151 |
| 12190400 | 62211 | PERSONNEL INSURANCE | 417 | 473 | 0 | 1,644 | 518 |
| TOTAL PERSONNEL | | | 39,061 | 68,624 | 80,166 | 99,955 | 90,516 |
| 12190400 | 63100 | REPAIR AND MAINTENANCE | 2,737 | 0 | 0 | 5,000 | 0 |
| 12190400 | 64090 | COMMUNICATIONS | 315 | 0 | 0 | 0 | 0 |
| 12190400 | 64110 | ADVERTISING | 570 | 0 | 0 | 0 | 0 |
| 12190400 | 64800 | TRAVEL EXPENSES | 0 | 0 | 0 | 5,000 | 0 |
| 12190400 | 65010 | OPERATIONAL SUPPLIES | 17,212 | 0 | 0 | 9,000 | 0 |
| 12190400 | 65030 | FUEL & LUBRICATE | 3,000 | 0 | 0 | 10,000 | 0 |
| 12190400 | 65900 | FREIGHT AND HANDLING | 400 | 0 | 0 | 0 | 0 |
| 12190400 | 66040 | MACHINERY | 0 | 1,868 | 0 | 21,000 | 0 |
| 12190400 | 66060 | VEHICLES | 0 | 0 | 0 | 45,000 | 0 |
| 12190400 | 69000 | OTHER EXPENSES | 0 | 0 | 0 | 0 | 0 |
| TOTAL OTHER EXPENSES | | | 24,234 | 1,868 | 0 | 95,000 | 0 |
| 12190400 | 64060 | UTILITIES | 0 | 0 | 0 | 0 | 0 |
| TOTAL PERSONNEL, OTHER EXPENSES, AND UTILITIES | | | 63,294 | 70,492 | 80,166 | 194,955 | 90,516 |
| 12190400 | 69010 | PUBLIC AUDITOR 1% FEE | 21 | 775 | 825 | 2,150 | 905 |

COMMONWEALTH OF THE NORTHERN MARIANA ISLANDS

DEPARTMENT: FIRST SENATORIAL DISTRICT
DIVISION: PARKS AND RECREATION ROTA
ORG: 12190400

| ORG | OBJECT | DESCRIPTION | 2022 ACTUAL | 2023 ACTUAL | 2024 BUDGET PL 23-09 | 2025 DEPARTMENT SUBMISSION | 2025 GOVERNOR'S PROPOSAL |
|----------------------------|--------|-------------|----------------|----------------|----------------------------|----------------------------------|--------------------------------|
| GRAND TOTAL | | | 63,315 | 71,267 | 80,991 | 197,105 | 91,422 |
| NUMBER OF POSITIONS | | | 4 | 4 | 4 | 4 | 4 |

Budget Year: 2025

Department: First Senatorial District
Division/Activity: Parks and Recreation Rota
Org Code: 12190400

| NOP | Job Class Code | Position | Employee | Employee Number | Personnel Status Code | Pay Grade/Step | Annual Salary | Allocation Percent | Allocation Salary | Total Fringe Benefits | Total |
|----------|----------------|----------------------|-------------------------|-----------------|-----------------------|----------------|---------------|--------------------|-------------------|-----------------------|---------------|
| 1 | 8392 | EQUIPMENT OPERATOR I | ELPHRAIN S TAIMANAO JR. | 1372 | FT | PL02/4 | 18,330 | 87.5% | 16,039 | 1,227 | 17,266 |
| 1 | 8392 | EQUIPMENT OPERATOR I | JORDAN I ETWET | 5792 | FT | PL02/1 | 15,834 | 87.5% | 13,855 | 1,060 | 14,915 |
| 1 | 8392 | EQUIPMENT OPERATOR I | NICOLAS M CABRERA | 1349 | FT | PL02/2 | 16,626 | 87.5% | 14,547 | 1,113 | 15,660 |
| 1 | 8818 | TRADES SPECIALIST I | FELIX M CALVO | 1315 | FT | PL11/7 | 32,918 | 87.5% | 28,803 | 13,873 | 42,676 |
| 4 | | | | | | | | | 73,244 | 17,272 | 90,516 |

COMMONWEALTH OF THE NORTHERN MARIANA ISLANDS

DEPARTMENT: FIRST SENATORIAL DISTRICT
DIVISION: SOIL AND WATER CONSERVATION ROTA
ORG: 12190500

| ORG | OBJECT | DESCRIPTION | 2022 ACTUAL | 2023 ACTUAL | 2024 BUDGET PL 23-09 | 2025 DEPARTMENT SUBMISSION | 2025 GOVERNOR'S PROPOSAL |
|---|--------|------------------------|----------------|----------------|----------------------------|----------------------------------|--------------------------------|
| 12190500 | 61000 | WAGES & SALARIES | 0 | 9,802 | 23,525 | 27,082 | 21,493 |
| 12190500 | 61020 | HOLIDAY PAY | 0 | 359 | 0 | 0 | 0 |
| 12190500 | 62000 | FICA CONTRIBUTION | 0 | 630 | 0 | 1,679 | 1,333 |
| 12190500 | 62010 | MEDICARE CONTRIBUTION | 0 | 147 | 0 | 393 | 312 |
| 12190500 | 62211 | PERSONNEL INSURANCE | 0 | 0 | 0 | 487 | 0 |
| TOTAL PERSONNEL | | | 0 | 10,938 | 23,525 | 29,641 | 23,137 |
| 12190500 | 63100 | REPAIR AND MAINTENANCE | 0 | 0 | 0 | 2,500 | 0 |
| 12190500 | 64800 | TRAVEL EXPENSES | 0 | 0 | 0 | 5,000 | 0 |
| 12190500 | 65000 | OFFICE SUPPLIES | 0 | 0 | 0 | 2,500 | 0 |
| 12190500 | 65010 | OPERATIONAL SUPPLIES | 0 | 0 | 0 | 2,500 | 0 |
| 12190500 | 65030 | FUEL & LUBRICATE | 2,067 | 0 | 0 | 5,000 | 0 |
| 12190500 | 65900 | FREIGHT AND HANDLING | 0 | 0 | 0 | 1,000 | 0 |
| 12190500 | 66060 | VEHICLES | 0 | 0 | 0 | 48,000 | 0 |
| 12190500 | 66070 | TECHNOLOGY EQUIP | 1,498 | 63 | 0 | 6,500 | 0 |
| 12190500 | 69000 | OTHER EXPENSES | 0 | 0 | 0 | 0 | 0 |
| TOTAL OTHER EXPENSES | | | 3,565 | 63 | 0 | 73,000 | 0 |
| 12190500 | 64060 | UTILITIES | 0 | 0 | 0 | 0 | 0 |
| TOTAL PERSONNEL, OTHER EXPENSES, AND UTILITIES | | | 3,565 | 11,001 | 23,525 | 102,641 | 23,137 |
| 12190500 | 69010 | PUBLIC AUDITOR 1% FEE | 290 | 219 | 242 | 1,001 | 231 |
| GRAND TOTAL | | | 3,855 | 11,220 | 23,767 | 103,642 | 23,369 |

COMMONWEALTH OF THE NORTHERN MARIANA ISLANDS

DEPARTMENT: FIRST SENATORIAL DISTRICT
DIVISION: SOIL AND WATER CONSERVATION ROTA
ORG: 12190500

| ORG | OBJECT | DESCRIPTION | 2022 ACTUAL | 2023 ACTUAL | 2024 BUDGET PL 23-09 | 2025 DEPARTMENT SUBMISSION | 2025 GOVERNOR'S PROPOSAL |
|-----|--------|----------------------------|----------------|----------------|----------------------------|----------------------------------|--------------------------------|
| | | NUMBER OF POSITIONS | 1 | 1 | 1 | 1 | 1 |

Budget Year: 2025

Department: First Senatorial District
Division/Activity: Soil and Water Conservation Rota
Org Code: 12190500

| NOP | Job Class Code | Position | Employee | Employee Number | Personnel Status Code | Pay Grade/Step | Annual Salary | Allocation Percent | Allocation Salary | Total Fringe Benefits | Total |
|----------|----------------|--------------------------|------------------|-----------------|-----------------------|----------------|---------------|--------------------|-------------------|-----------------------|---------------|
| 1 | 0023 | ADMINISTRATIVE ASSISTANT | MYRA MARIE O OGO | 1287 | FT | PL05/7 | 24,564 | 87.5% | 21,493 | 1,644 | 23,137 |
| 1 | | | | | | | | | 21,493 | 1,644 | 23,137 |

COMMONWEALTH OF THE NORTHERN MARIANA ISLANDS

DEPARTMENT: FIRST SENATORIAL DISTRICT

DIVISION: LAND REGISTRATION ROTA

ORG: 12190900

| ORG | OBJECT | DESCRIPTION | 2022 | 2023 | 2024 | 2025 | 2025 |
|---|--------------|--------------------------|---------------|---------------|--------------------|--------------------------|------------------------|
| | | | ACTUAL | ACTUAL | BUDGET PL 23-09 | DEPARTMENT SUBMISSION | GOVERNOR'S PROPOSAL |
| 12190900 | 61000 | WAGES & SALARIES | 4,858 | 25,168 | 56,815 | 83,736 | 51,910 |
| 12190900 | 61020 | HOLIDAY PAY | 0 | 867 | 0 | 0 | 0 |
| 12190900 | 62000 | FICA CONTRIBUTION | 301 | 1,614 | 0 | 5,192 | 3,218 |
| 12190900 | 62010 | MEDICARE CONTRIBUTION | 70 | 378 | 0 | 1,214 | 753 |
| 12190900 | 62200 | HEALTH INSURANCE PREMIUM | 2,208 | 2,344 | 0 | 0 | 3,485 |
| 12190900 | 62211 | PERSONNEL INSURANCE | 62 | 302 | 0 | 1,507 | 600 |
| TOTAL PERSONNEL | | | 7,499 | 30,672 | 56,815 | 91,649 | 59,966 |
| 12190900 | 63100 | REPAIR AND MAINTENANCE | 572 | 0 | 0 | 4,500 | 0 |
| 12190900 | 64080 | DUES AND SUBSCRIPTIONS | 1,950 | 0 | 0 | 0 | 0 |
| 12190900 | 64090 | COMMUNICATIONS | 173 | 0 | 0 | 0 | 0 |
| 12190900 | 64800 | TRAVEL EXPENSES | 5,522 | 0 | 0 | 5,000 | 0 |
| 12190900 | 65000 | OFFICE SUPPLIES | 0 | 0 | 0 | 2,000 | 0 |
| 12190900 | 65010 | OPERATIONAL SUPPLIES | 2,503 | 0 | 0 | 3,500 | 0 |
| 12190900 | 65030 | FUEL & LUBRICATE | 4,009 | 0 | 0 | 8,000 | 0 |
| 12190900 | 65040 | FURNITURE & FIXTURES | 0 | 0 | 0 | 7,500 | 0 |
| 12190900 | 65900 | FREIGHT AND HANDLING | 60 | 0 | 0 | 0 | 0 |
| 12190900 | 66040 | MACHINERY | 0 | 0 | 0 | 5,000 | 0 |
| 12190900 | 66070 | TECHNOLOGY EQUIP | 0 | 0 | 0 | 50,000 | 0 |
| 12190900 | 69000 | OTHER EXPENSES | 0 | 0 | 0 | 0 | 0 |
| TOTAL OTHER EXPENSES | | | 14,789 | 0 | 0 | 85,500 | 0 |
| 12190900 | 64060 | UTILITIES | 0 | 0 | 0 | 0 | 0 |
| TOTAL PERSONNEL, OTHER EXPENSES, AND UTILITIES | | | 22,288 | 30,672 | 56,815 | 177,149 | 59,966 |

COMMONWEALTH OF THE NORTHERN MARIANA ISLANDS

DEPARTMENT: FIRST SENATORIAL DISTRICT

DIVISION: LAND REGISTRATION ROTA

ORG: 12190900

| ORG | OBJECT | DESCRIPTION | 2022 ACTUAL | 2023 ACTUAL | 2024 BUDGET PL 23-09 | 2025 DEPARTMENT SUBMISSION | 2025 GOVERNOR'S PROPOSAL |
|----------------------------|--------|-----------------------|----------------|----------------|----------------------------|----------------------------------|--------------------------------|
| 12190900 | 69010 | PUBLIC AUDITOR 1% FEE | 465 | 545 | 584 | 1,886 | 600 |
| GRAND TOTAL | | | 22,753 | 31,217 | 57,399 | 179,035 | 60,566 |
| NUMBER OF POSITIONS | | | 3 | 2 | 2 | 3 | 2 |

Budget Year: 2025

Department: First Senatorial District
Division/Activity: Land Registration Rota
Org Code: 12190900

| NOP | Job Class Code | Position | Employee | Employee Number | Personnel Status Code | Pay Grade/Step | Annual Salary | Allocation Percent | Allocation Salary | Total Fringe Benefits | Total |
|----------|----------------|---------------------|---------------------|-----------------|-----------------------|----------------|---------------|--------------------|-------------------|-----------------------|---------------|
| 1 | 5154 | SURVEYING TRAINEE I | JEFFREY B MASGA | 1282 | FT | PL01/8 | 21,219 | 87.5% | 18,567 | 1,420 | 19,987 |
| 1 | 5144 | SURVEYOR III | ROMAN M MANGLONA JR | 1367 | FT | PL13/8 | 38,106 | 87.5% | 33,343 | 6,636 | 39,979 |
| 2 | | | | | | | | | 51,910 | 8,056 | 59,966 |

COMMONWEALTH OF THE NORTHERN MARIANA ISLANDS

DEPARTMENT: FIRST SENATORIAL DISTRICT
DIVISION: OPERATIONS AND MAINTENANCE ROTA
ORG: 12200100

| ORG | OBJECT | DESCRIPTION | 2022 | 2023 | 2024 | 2025 | 2025 |
|-----------------------------|--------------|----------------------------|----------------|----------------|--------------------|--------------------------|------------------------|
| | | | ACTUAL | ACTUAL | BUDGET PL 23-09 | DEPARTMENT SUBMISSION | GOVERNOR'S PROPOSAL |
| 12200100 | 61000 | WAGES & SALARIES | 249,573 | 363,299 | 563,314 | 567,878 | 470,984 |
| 12200100 | 61020 | HOLIDAY PAY | 0 | 6,699 | 0 | 0 | 0 |
| 12200100 | 62000 | FICA CONTRIBUTION | 15,472 | 22,940 | 0 | 36,731 | 29,201 |
| 12200100 | 62010 | MEDICARE CONTRIBUTION | 3,626 | 5,365 | 0 | 8,591 | 6,829 |
| 12200100 | 62100 | 401K EMPLOYER CONTRIBUTION | 1,318 | 3,334 | 0 | 5,476 | 4,581 |
| 12200100 | 62200 | HEALTH INSURANCE PREMIUM | 26,305 | 32,118 | 0 | 21,780 | 21,780 |
| 12200100 | 62211 | PERSONNEL INSURANCE | 3,662 | 4,864 | 0 | 6,345 | 5,813 |
| TOTAL PERSONNEL | | | 299,956 | 438,619 | 563,314 | 646,801 | 539,189 |
| 12200100 | 63100 | REPAIR AND MAINTENANCE | 4,018 | 0 | 0 | 30,000 | 0 |
| 12200100 | 64090 | COMMUNICATIONS | 2,166 | 0 | 0 | 5,000 | 0 |
| 12200100 | 64740 | RENTAL-HEAVY EQUIPMENTS | 0 | 0 | 0 | 40,000 | 0 |
| 12200100 | 64800 | TRAVEL EXPENSES | 14,269 | 1,246 | 0 | 15,000 | 0 |
| 12200100 | 65000 | OFFICE SUPPLIES | 603 | 430 | 0 | 10,000 | 0 |
| 12200100 | 65010 | OPERATIONAL SUPPLIES | 13,879 | 1,374 | 0 | 15,000 | 0 |
| 12200100 | 65030 | FUEL & LUBRICATE | 22,440 | 14,419 | 0 | 40,000 | 0 |
| 12200100 | 65040 | FURNITURE & FIXTURES | 1,441 | 0 | 0 | 15,000 | 0 |
| 12200100 | 65900 | FREIGHT AND HANDLING | 1,000 | 2,007 | 0 | 5,000 | 0 |
| 12200100 | 66040 | MACHINERY | 0 | 0 | 0 | 15,000 | 0 |
| 12200100 | 66070 | TECHNOLOGY EQUIP | 1,260 | 0 | 0 | 10,000 | 0 |
| 12200100 | 69000 | OTHER EXPENSES | 0 | 0 | 0 | 0 | 0 |
| TOTAL OTHER EXPENSES | | | 61,077 | 19,475 | 0 | 200,000 | 0 |
| 12200100 | 64060 | UTILITIES | 1,841 | 1,048 | 0 | 11,000 | 0 |

COMMONWEALTH OF THE NORTHERN MARIANA ISLANDS

DEPARTMENT: FIRST SENATORIAL DISTRICT
DIVISION: OPERATIONS AND MAINTENANCE ROTA
ORG: 12200100

| ORG | OBJECT | DESCRIPTION | 2022 ACTUAL | 2023 ACTUAL | 2024 BUDGET PL 23-09 | 2025 DEPARTMENT SUBMISSION | 2025 GOVERNOR'S PROPOSAL |
|--|--------|-----------------------|----------------|----------------|----------------------------|----------------------------------|--------------------------------|
| TOTAL PERSONNEL, OTHER EXPENSES, AND UTILITIES | | | 362,874 | 459,142 | 563,314 | 857,801 | 539,189 |
| 12200100 | 69010 | PUBLIC AUDITOR 1% FEE | 772 | 5,497 | 5,793 | 0 | 5,392 |
| GRAND TOTAL | | | 363,646 | 464,639 | 569,107 | 857,801 | 544,580 |
| NUMBER OF POSITIONS | | | 23 | 23 | 22 | 22 | 22 |

Budget Year: 2025

Department: First Senatorial District
Division/Activity: Operations and Maintenance Rota
Org Code: 12200100

| NOP | Job Class Code | Position | Employee | Employee Number | Personnel Status Code | Pay Grade/Step | Annual Salary | Allocation Percent | Allocation Salary | Total Fringe Benefits | Total |
|-----|----------------|---------------------------------|----------------------------|-----------------|-----------------------|----------------|---------------|--------------------|-------------------|-----------------------|----------------|
| 1 | 9100 | RESIDENT DEPARTMENT HEAD | GEORGE A ATALIG | 3377 | AP | UNG | 40,000 | 87.5% | 35,000 | 4,708 | 39,708 |
| 1 | 0012 | ACCOUNTING TECHNICIAN I | AVERY EVETT C ATALIG | 2919 | FT | PL04/4 | 20,209 | 87.5% | 17,683 | 1,353 | 19,035 |
| 1 | 1016 | ADMINISTRATIVE OFFICER II | NOEMI R MANGLONA | 2108 | FT | PL13/1 | 27,082 | 87.5% | 23,696 | 3,187 | 26,883 |
| 1 | 1017 | ADMINISTRATIVE OFFICER III | RUFINO C MARATITA | 2117 | FT | PL15/12 | 51,066 | 87.5% | 44,683 | 7,708 | 52,391 |
| 1 | 8265 | CONSTRUCTION INSPECTOR II | ANTONIO C MESNGON JR. | 2258 | FT | PL08/2 | 22,280 | 87.5% | 19,495 | 1,491 | 20,986 |
| 1 | 8266 | CONSTRUCTION INSPECTOR III | DAVID A MANGLONA | 2118 | FT | PL10/9 | 34,564 | 87.5% | 30,243 | 14,009 | 44,252 |
| 1 | 8394 | EQUIPMENT OPERATOR III | JOHN LEE H MANIBUSAN | 2222 | FT | PL03/4 | 19,246 | 87.5% | 16,841 | 1,288 | 18,129 |
| 1 | 8395 | EQUIPMENT OPERATOR IV | EDWARD I. KAPILEO | 5940 | PB | PL04/5 | 21,219 | 87.5% | 18,567 | 1,420 | 19,987 |
| 1 | 8395 | EQUIPMENT OPERATOR IV | EFRAIN VICENTE M ATALIG | 2200 | FT | PL04/2 | 18,330 | 87.5% | 16,039 | 1,227 | 17,266 |
| 1 | 8395 | EQUIPMENT OPERATOR IV | ELBERT M MARATITA | 2132 | FT | PL04/4 | 20,209 | 87.5% | 17,683 | 1,671 | 19,354 |
| 1 | 8395 | EQUIPMENT OPERATOR IV | IRVIN M. TAIMANAO | 4732 | FT | PL04/4 | 20,209 | 87.5% | 17,683 | 1,353 | 19,036 |
| 1 | 8395 | EQUIPMENT OPERATOR IV | JJ O BARCINAS | 2238 | FT | PL04/4 | 20,209 | 87.5% | 17,683 | 2,378 | 20,061 |
| 1 | 8395 | EQUIPMENT OPERATOR IV | JOSEPH-KENT ATALIG | 1674 | FT | PL04/5 | 21,219 | 87.5% | 18,567 | 1,755 | 20,321 |
| 1 | 8395 | EQUIPMENT OPERATOR IV | JOSH S OGO | 2256 | FT | PL04/4 | 20,209 | 87.5% | 17,683 | 2,378 | 20,061 |
| 1 | 8395 | EQUIPMENT OPERATOR IV | JUAN T ATALIG | 2224 | FT | PL04/6 | 22,280 | 87.5% | 19,495 | 1,842 | 21,337 |
| 1 | 8395 | EQUIPMENT OPERATOR IV | VACANT | | FT | PL04/3 | 1 | 87.5% | 1 | 0 | 1 |
| 1 | 8572 | GROUNDS MAINTENANCE COORDINATOR | ZACHARY M TAITANO | 4502 | FT | PL07/2 | 21,219 | 87.5% | 18,567 | 1,755 | 20,321 |
| 1 | 8572 | GROUNDS MAINTENANCE SUPERVISOR | BENEDICTO P SAN NICOLAS JR | 2141 | FT | PL13/4 | 31,350 | 87.5% | 27,431 | 2,592 | 30,024 |
| 1 | 8415 | HEAVY EQUIPMENT MECHANIC | LUZON B CRUZ | 2276 | FT | PL04/11 | 28,436 | 87.5% | 24,881 | 1,903 | 26,785 |
| 1 | 8818 | TRADES SPECIALIST I | JOSE T ATALIG | 2207 | FT | PL11/9 | 36,292 | 87.5% | 31,755 | 10,145 | 41,900 |
| 1 | 8807 | TRADES TECHNICIAN I | BARYL NATHON M HOCOG | 2277 | FT | PL05/2 | 19,246 | 87.5% | 16,841 | 1,288 | 18,129 |
| 1 | 8808 | TRADES TECHNICIAN II | SHELBY LEE C RANGAMAR | 2217 | FT | PL07/4 | 23,394 | 87.5% | 20,470 | 2,753 | 23,223 |
| | | | | | | | | | 470,984 | 68,205 | 539,189 |

COMMONWEALTH OF THE NORTHERN MARIANA ISLANDS

DEPARTMENT: FIRST SENATORIAL DISTRICT

DIVISION: PUBLIC LIBRARY ROTA

ORG: 12880900

| ORG | OBJECT | DESCRIPTION | 2022 ACTUAL | 2023 ACTUAL | 2024 BUDGET PL 23-09 | 2025 DEPARTMENT SUBMISSION | 2025 GOVERNOR'S PROPOSAL |
|---|--------|-----------------------|----------------|----------------|----------------------------|----------------------------------|--------------------------------|
| 12880900 | 61000 | WAGES & SALARIES | 0 | 0 | 16,718 | 0 | 15,275 |
| 12880900 | 62000 | FICA CONTRIBUTION | 0 | 0 | 0 | 0 | 947 |
| 12880900 | 62010 | MEDICARE CONTRIBUTION | 0 | 0 | 0 | 0 | 221 |
| 12880900 | 62211 | PERSONNEL INSURANCE | 0 | 0 | 0 | 0 | 0 |
| TOTAL PERSONNEL | | | 0 | 0 | 16,718 | 0 | 16,443 |
| 12880900 | 69000 | OTHER EXPENSES | 0 | 0 | 0 | 0 | 0 |
| TOTAL OTHER EXPENSES | | | 0 | 0 | 0 | 0 | 0 |
| 12880900 | 64060 | UTILITIES | 1,841 | 1,048 | | 0 | 0 |
| TOTAL PERSONNEL, OTHER EXPENSES, AND UTILITIES | | | 1,841 | 1,048 | 16,718 | 0 | 16,443 |
| 12880900 | 69010 | PUBLIC AUDITOR 1% FEE | 1,449 | 0 | 172 | 0 | 164 |
| GRAND TOTAL | | | 3,290 | 1,048 | 16,890 | 0 | 16,608 |
| NUMBER OF POSITIONS | | | 2 | 2 | 1 | 0 | 1 |

Budget Year: 2025

Department: First Senatorial District
Division/Activity: Public Library Rota
Org Code: 12880900

| NOP | Job Class Code | Position | Employee | Employee Number | Personnel Status Code | Pay Grade/Step | Annual Salary | Allocation Percent | Allocation Salary | Total Fringe Benefits | Total |
|-----|----------------|---------------------|--------------------|-----------------|-----------------------|----------------|---------------|--------------------|-------------------|-----------------------|---------------|
| 1 | 1665 | LIBRARY ASSISTANT I | BERGITT M MARATITA | 1059 | FT | PL01/4 | 17,457 | 87.5% | 15,275 | 1,169 | 16,443 |
| | | | | | | | | | 15,275 | 1,169 | 16,443 |

COMMONWEALTH OF THE NORTHERN MARIANA ISLANDS

DEPARTMENT: SECOND SENATORIAL DISTRICT

DIVISION: MAYOR TINIAN

ORG: 13270100

| ORG | OBJECT | DESCRIPTION | 2022 ACTUAL | 2023 ACTUAL | 2024 BUDGET PL 23-09 | 2025 DEPARTMENT SUBMISSION | 2025 GOVERNOR'S PROPOSAL |
|------------------------|--------|----------------------------|------------------|------------------|----------------------------|----------------------------------|--------------------------------|
| 13270100 | 61000 | WAGES & SALARIES | 2,248,635 | 2,308,395 | 2,485,319 | 3,343,100 | 2,182,563 |
| 13270100 | 61010 | OVERTIME COMPENSATION | 45,774 | 665 | 0 | 0 | 0 |
| 13270100 | 61020 | HOLIDAY PAY | 103 | 57,168 | 0 | 0 | 0 |
| 13270100 | 61200 | BOARD & OTHER COMPENSATION | 4,400 | 0 | 0 | 0 | 0 |
| 13270100 | 62000 | FICA CONTRIBUTION | 142,528 | 146,588 | 0 | 207,272 | 135,317 |
| 13270100 | 62010 | MEDICARE CONTRIBUTION | 33,336 | 34,284 | 0 | 48,475 | 31,647 |
| 13270100 | 62100 | 401K EMPLOYER CONTRIBUTION | 28,890 | 33,460 | 0 | 47,884 | 32,729 |
| 13270100 | 62101 | RETIREMENT CONTRIBUTIONS | 29,494 | 26,749 | 0 | 28,043 | 22,500 |
| 13270100 | 62200 | HEALTH INSURANCE PREMIUM | 158,534 | 219,223 | 0 | 96,533 | 150,367 |
| 13270100 | 62211 | PERSONNEL INSURANCE | 22,414 | 26,884 | 0 | 60,176 | 25,614 |
| TOTAL PERSONNEL | | | 2,714,107 | 2,853,416 | 2,485,319 | 3,831,483 | 2,580,737 |
| 13270100 | 63001 | OFFICIAL REPRESENTATION | 8,701 | 190 | 0 | 0 | 0 |
| 13270100 | 63100 | REPAIR AND MAINTENANCE | 11,761 | 238 | 0 | 24,000 | 0 |
| 13270100 | 63300 | CLEANING SERVICES | 600 | 0 | 0 | 40,800 | 0 |
| 13270100 | 63500 | INAUGURATION EXPENSE | 0 | 25,000 | 0 | 0 | 0 |
| 13270100 | 64090 | COMMUNICATIONS | 0 | 0 | 0 | 48,000 | 0 |
| 13270100 | 64100 | PRINTING AND PHOTOCOPYING | 665 | 0 | 0 | 3,000 | 0 |
| 13270100 | 64110 | ADVERTISING | 247 | 0 | 0 | 1,260 | 0 |
| 13270100 | 64700 | RENTAL-VEHICLES | 3,960 | 0 | 0 | 28,800 | 0 |
| 13270100 | 64720 | RENTAL-OFFICES | 0 | 16,000 | 0 | 96,000 | 0 |
| 13270100 | 64790 | RENTAL-OTHERS | 1,000 | 0 | 0 | 0 | 0 |
| 13270100 | 64800 | TRAVEL EXPENSES | 191 | 0 | 0 | 0 | 0 |
| 13270100 | 65000 | OFFICE SUPPLIES | 213 | 181 | 0 | 11,400 | 0 |
| 13270100 | 65010 | OPERATIONAL SUPPLIES | 4,148 | 2,154 | 0 | 30,000 | 0 |

COMMONWEALTH OF THE NORTHERN MARIANA ISLANDS

DEPARTMENT: SECOND SENATORIAL DISTRICT

DIVISION: MAYOR TINIAN

ORG: 13270100

| ORG | OBJECT | DESCRIPTION | 2022 ACTUAL | 2023 ACTUAL | 2024 BUDGET PL 23-09 | 2025 DEPARTMENT SUBMISSION | 2025 GOVERNOR'S PROPOSAL |
|---|--------------|-----------------------|------------------|------------------|----------------------------|----------------------------------|--------------------------------|
| 13270100 | 65030 | FUEL & LUBRICATE | 0 | 87 | 0 | 78,000 | 0 |
| 13270100 | 65040 | FURNITURE & FIXTURES | 80 | 0 | 0 | 0 | 0 |
| 13270100 | 66040 | MACHINERY | 0 | 0 | 0 | 8,350 | 0 |
| 13270100 | 66070 | TECHNOLOGY EQUIP | 10,786 | 0 | 0 | 0 | 0 |
| 13270100 | 66900 | NON-CAPITAL ASSETS | 268 | 0 | 0 | 0 | 0 |
| 13270100 | 69000 | OTHER EXPENSES | 0 | 0 | 25,563 | 0 | 0 |
| TOTAL OTHER EXPENSES | | | 42,620 | 43,849 | 25,563 | 369,610 | 0 |
| 13270100 | 64060 | UTILITIES | 578 | 0 | 0 | 315,600 | 250,000 |
| TOTAL PERSONNEL, OTHER EXPENSES, AND UTILITIES | | | 2,757,305 | 2,897,265 | 2,510,882 | 4,516,693 | 2,830,737 |
| 13270100 | 69010 | PUBLIC AUDITOR 1% FEE | 6,044 | 28,372 | 0 | 45,167 | 28,307 |
| GRAND TOTAL | | | 2,763,349 | 2,925,637 | 2,510,882 | 4,561,860 | 2,859,044 |
| NUMBER OF POSITIONS | | | 125 | 135 | 135 | 135 | 135 |

GENERAL FUND

Budget Year: 2025

Department: Second Senatorial District - Tinian & Aguigan
Division/Activity: Mayor of Tinian
Org Code: 13270100

| NOP | Job Class Code | Position | Employee | Employee Number | Personnel Status Code | Pay Grade/Step | Annual Salary | Allocation Percent | Allocation Salary | Total Fringe Benefits | Total |
|-----|----------------|--------------------------------|--------------------------------|-----------------|-----------------------|----------------|---------------|--------------------|-------------------|-----------------------|---------|
| 1 | 9091 | MAYOR OF TINIAN | EDWIN P. ALDAN | 3638 | EL | UNG | 75,000 | 100.00% | 75,000 | 36,731 | 111,731 |
| 1 | 0023 | ADMINISTRATIVE ASSISTANT | ANA MARGARITA B. BENAVENTE | 2483 | ES | UNG | 26,000 | 87.50% | 22,750 | 6,545 | 29,295 |
| 1 | 0023 | ADMINISTRATIVE ASSISTANT | MELISA O. LIETO | 2472 | ES | UNG | 21,000 | 87.50% | 18,375 | 2,471 | 20,846 |
| 1 | 0023 | ADMINISTRATIVE ASSISTANT | OFEMIA N. KHAN | 2644 | ES | UNG | 21,000 | 87.50% | 18,375 | 2,471 | 20,846 |
| 1 | 9276 | CEO'S SECRETARY | LEONORA P. ALDAN | 2640 | ES | UNG | 27,000 | 87.50% | 23,625 | 6,662 | 30,287 |
| 1 | 9563 | CEO'S SPECIAL ASSISTANT | BERNADITA C. PALACIOS | 2454 | ES | UNG | 50,000 | 87.50% | 43,750 | 5,884 | 49,634 |
| 1 | 2388 | COMMUNITY ASST. COORDINATOR | WINFREDA C. ARRIOLA | 2618 | ES | UNG | 19,000 | 87.50% | 16,625 | 1,571 | 18,196 |
| 1 | 0977 | COMMUNITY OUTREACH ASSISTANT | MAGDALENA B. SAN NICOLAS | 2604 | ES | UNG | 32,000 | 87.50% | 28,000 | 2,646 | 30,646 |
| 1 | 0977 | COMMUNITY OUTREACH ASSISTANT | MARJORIE P. CABAY | 2701 | ES | UNG | 23,000 | 87.50% | 20,125 | 6,192 | 26,317 |
| 1 | 9411 | DIRECTOR, TINIAN LIAISON OFFC. | CARLA A. SAN NICOLAS | 2685 | ES | UNG | 45,000 | 87.50% | 39,375 | 3,012 | 42,387 |
| 1 | 9357 | EMERGENCY PREP. ASSIS. COORD. | JUAN E. SANTOS JR. | 2635 | ES | UNG | 36,000 | 87.50% | 31,500 | 11,381 | 42,881 |
| 1 | 9357 | EMERGENCY PREP. ASSIS. COORD. | MARIA ROSA C. SAN NICOLAS | 4148 | ES | UNG | 25,000 | 87.50% | 21,875 | 9,211 | 31,086 |
| 1 | 9354 | EMERGENCY PREPAREDNESS COORD. | PETER H. PALACIOS JR | 2735 | ES | UNG | 33,000 | 87.50% | 28,875 | 6,213 | 35,088 |
| 1 | 1097 | FIELD OPERATIONS MANAGER | MARCELINO M. BORJA | 2647 | ES | UNG | 36,000 | 87.50% | 31,500 | 2,410 | 33,910 |
| 1 | 8715 | GROUPS MAINTENANCE COORD. | JOSE M. BORJA | 2487 | ES | UNG | 19,000 | 87.50% | 16,625 | 1,272 | 17,897 |
| 1 | 8561 | GROUPS MAINTENANCE FOREMAN I | DAVID ANTHONY . BAMBA | 5693 | ES | UNG | 19,000 | 87.50% | 16,625 | 5,056 | 21,681 |
| 1 | 8561 | GROUPS MAINTENANCE FOREMAN I | DIONICIO . BORJA | 2614 | ES | UNG | 19,000 | 87.50% | 16,625 | 1,571 | 18,196 |
| 1 | 8561 | GROUPS MAINTENANCE FOREMAN I | JOAQUIN B. ALDAN | 2633 | ES | UNG | 19,000 | 87.50% | 16,625 | 1,272 | 17,897 |
| 1 | 0405 | HUMAN RESOURCE MANAGER | ANA-RITA S. KING | 2691 | ES | UNG | 38,000 | 87.50% | 33,250 | 7,957 | 41,207 |
| 1 | 6921 | MAINTENANCE ASSISTANT | BENIDA . SAIMON | 2438 | ES | UNG | 21,000 | 87.50% | 18,375 | 5,221 | 23,596 |
| 1 | 6921 | MAINTENANCE ASSISTANT | BENJAMIN S. REYES | 2688 | ES | UNG | 19,000 | 87.50% | 16,625 | 4,757 | 21,382 |
| 1 | 6921 | MAINTENANCE ASSISTANT | BRIAN T. KING | 2679 | ES | UNG | 23,000 | 87.50% | 20,125 | 13,858 | 33,983 |
| 1 | 6921 | MAINTENANCE ASSISTANT | GABRIEL D. EVANGELISTA | 2589 | ES | UNG | 30,000 | 87.50% | 26,250 | 3,531 | 29,781 |
| 1 | 3361 | MAYOR'S DEPARTMENTAL ASSISTANT | BARBARA L. CANO | 2469 | ES | UNG | 19,000 | 87.50% | 16,625 | 1,272 | 17,897 |
| 1 | 3361 | MAYOR'S DEPARTMENTAL ASSISTANT | CARMINA JO BORJA | | ES | UNG | 19,000 | 87.50% | 16,625 | 1,272 | 17,897 |
| 1 | 3361 | MAYOR'S DEPARTMENTAL ASSISTANT | CHRISTOPHER JOHN . HOFSCHEIDER | 6026 | ES | UNG | 19,000 | 87.50% | 16,625 | 1,272 | 17,897 |
| 1 | 3361 | MAYOR'S DEPARTMENTAL ASSISTANT | DOLORES A. VILLAGOMEZ | 3161 | ES | UNG | 21,000 | 87.50% | 18,375 | 2,471 | 20,846 |
| 1 | 3361 | MAYOR'S DEPARTMENTAL ASSISTANT | EUGIENE SAN NICOLAS | | ES | UNG | 19,000 | 87.50% | 16,625 | 1,272 | 17,897 |
| 1 | 3361 | MAYOR'S DEPARTMENTAL ASSISTANT | FRANCISCO S. SHAI | 2624 | ES | UNG | 19,000 | 87.50% | 16,625 | 2,236 | 18,861 |
| 1 | 3361 | MAYOR'S DEPARTMENTAL ASSISTANT | GARY MICHAEL C. CEPEDA | 3997 | ES | UNG | 19,000 | 87.50% | 16,625 | 1,272 | 17,897 |
| 1 | 3361 | MAYOR'S DEPARTMENTAL ASSISTANT | GEORGE CAMACHO | | ES | UNG | 22,000 | 87.50% | 19,250 | 1,473 | 20,723 |
| 1 | 3361 | MAYOR'S DEPARTMENTAL ASSISTANT | GUILLERMINA C. CEPEDA | 2450 | ES | UNG | 30,000 | 87.50% | 26,250 | 5,965 | 32,215 |
| 1 | 3361 | MAYOR'S DEPARTMENTAL ASSISTANT | JAIMIE K. SANCHEZ-BARCINAS | 2705 | ES | UNG | 19,000 | 87.50% | 16,625 | 1,272 | 17,897 |
| 1 | 3361 | MAYOR'S DEPARTMENTAL ASSISTANT | JANICE B. MAPESO | 2646 | ES | UNG | 19,000 | 87.50% | 16,625 | 1,272 | 17,897 |
| 1 | 3361 | MAYOR'S DEPARTMENTAL ASSISTANT | JANIKA A. DECENA | 4822 | ES | UNG | 28,000 | 87.50% | 24,500 | 9,459 | 33,959 |
| 1 | 3361 | MAYOR'S DEPARTMENTAL ASSISTANT | JAVIE A. DECENA | 2372 | ES | UNG | 26,000 | 87.50% | 22,750 | 1,740 | 24,490 |
| 1 | 3361 | MAYOR'S DEPARTMENTAL ASSISTANT | JEFFREY P. CRUZ | 2625 | ES | UNG | 24,000 | 87.50% | 21,000 | 9,968 | 30,968 |
| 1 | 3361 | MAYOR'S DEPARTMENTAL ASSISTANT | JESSICA B. IBA | 2493 | ES | UNG | 19,000 | 87.50% | 16,625 | 1,272 | 17,897 |
| 1 | 3361 | MAYOR'S DEPARTMENTAL ASSISTANT | JOSE M. SAN NICOLAS | 4147 | ES | UNG | 19,000 | 87.50% | 16,625 | 1,272 | 17,897 |
| 1 | 3361 | MAYOR'S DEPARTMENTAL ASSISTANT | KENNETH Q. CRUZ | 2484 | ES | UNG | 26,000 | 87.50% | 22,750 | 2,150 | 24,900 |
| 1 | 3361 | MAYOR'S DEPARTMENTAL ASSISTANT | KENNY KURT C. CRUZ | 2639 | ES | UNG | 23,000 | 87.50% | 20,125 | 1,540 | 21,665 |
| 1 | 3361 | MAYOR'S DEPARTMENTAL ASSISTANT | KENNY PAUL D. CRUZ | 2587 | ES | UNG | 40,000 | 87.50% | 35,000 | 9,821 | 44,821 |
| 1 | 3361 | MAYOR'S DEPARTMENTAL ASSISTANT | KIMBERLYN S. KING | 2736 | ES | UNG | 24,000 | 87.50% | 21,000 | 1,985 | 22,985 |
| 1 | 3361 | MAYOR'S DEPARTMENTAL ASSISTANT | KYIE B. MIAH | 2707 | ES | UNG | 19,000 | 87.50% | 16,625 | 1,272 | 17,897 |

GENERAL FUND

Budget Year: 2025

Department: Second Senatorial District - Tinian & Aguigan

Division/Activity: Mayor of Tinian

Org Code: 13270100

| NOP | Job Class Code | Position | Employee | Employee Number | Personnel Status Code | Pay Grade/Step | Annual Salary | Allocation Percent | Allocation Salary | Total Fringe Benefits | Total |
|-----|----------------|--------------------------------|----------------------------|-----------------|-----------------------|----------------|---------------|--------------------|-------------------|-----------------------|--------|
| 1 | 3361 | MAYOR'S DEPARTMENTAL ASSISTANT | KYLE PHINIAS C. MONKEYA | 4735 | ES | UNG | 19,000 | 87.50% | 16,625 | 1,272 | 17,897 |
| 1 | 3361 | MAYOR'S DEPARTMENTAL ASSISTANT | LINA L. CABRERA | 2477 | ES | UNG | 23,000 | 87.50% | 20,125 | 1,902 | 22,027 |
| 1 | 3361 | MAYOR'S DEPARTMENTAL ASSISTANT | LISA P. HERMOSO | 2711 | ES | UNG | 19,000 | 87.50% | 16,625 | 12,722 | 29,347 |
| 1 | 3361 | MAYOR'S DEPARTMENTAL ASSISTANT | LUIS P. KIYOSHI | 3963 | ES | UNG | 19,000 | 87.50% | 16,625 | 1,272 | 17,897 |
| 1 | 3361 | MAYOR'S DEPARTMENTAL ASSISTANT | MARCUS G. UNTALAN | 3636 | ES | UNG | 19,000 | 87.50% | 16,625 | 1,272 | 17,897 |
| 1 | 3361 | MAYOR'S DEPARTMENTAL ASSISTANT | MARIA BERNADITA O. BORJA | 2461 | ES | UNG | 21,500 | 87.50% | 18,813 | 1,778 | 20,590 |
| 1 | 3361 | MAYOR'S DEPARTMENTAL ASSISTANT | MARIAN DOROTHY A. MENDIOLA | 2693 | ES | UNG | 19,000 | 87.50% | 16,625 | 2,236 | 18,861 |
| 1 | 3361 | MAYOR'S DEPARTMENTAL ASSISTANT | MARILYN M. SAN NICOLAS | 2607 | ES | UNG | 19,000 | 87.50% | 16,625 | 1,272 | 17,897 |
| 1 | 3361 | MAYOR'S DEPARTMENTAL ASSISTANT | MARJORIE M. HARJANI | 3874 | ES | UNG | 19,000 | 87.50% | 16,625 | 1,937 | 18,562 |
| 1 | 3361 | MAYOR'S DEPARTMENTAL ASSISTANT | MARY ANTOINETTE E. SANTOS | 2634 | ES | UNG | 25,000 | 87.50% | 21,875 | 13,218 | 35,093 |
| 1 | 3361 | MAYOR'S DEPARTMENTAL ASSISTANT | MATUA L. VILLAGOMEZ | 2725 | ES | UNG | 19,000 | 87.50% | 16,625 | 1,272 | 17,897 |
| 1 | 3361 | MAYOR'S DEPARTMENTAL ASSISTANT | MEGAN WINONA C. MENDIOLA | 2508 | ES | UNG | 30,000 | 87.50% | 26,250 | 3,531 | 29,781 |
| 1 | 3361 | MAYOR'S DEPARTMENTAL ASSISTANT | MICHI MAE A. VICHES | 1534 | ES | UNG | 30,000 | 87.50% | 26,250 | 5,493 | 31,743 |
| 1 | 3361 | MAYOR'S DEPARTMENTAL ASSISTANT | PRISCILLA M. TORRES | 2478 | ES | UNG | 36,000 | 87.50% | 31,500 | 3,670 | 35,170 |
| 1 | 3361 | MAYOR'S DEPARTMENTAL ASSISTANT | RAYMOND LUWI S. CEPEDA | 3999 | ES | UNG | 22,000 | 87.50% | 19,250 | 1,473 | 20,723 |
| 1 | 3361 | MAYOR'S DEPARTMENTAL ASSISTANT | REGINA B. PANGELINAN | 2722 | ES | UNG | 19,000 | 87.50% | 16,625 | 5,721 | 22,346 |
| 1 | 3361 | MAYOR'S DEPARTMENTAL ASSISTANT | RIARITA A. BORJA | 2731 | ES | UNG | 21,000 | 87.50% | 18,375 | 1,736 | 20,111 |
| 1 | 3361 | MAYOR'S DEPARTMENTAL ASSISTANT | RITA C. UNTALAN | 2466 | ES | UNG | 23,000 | 87.50% | 20,125 | 2,707 | 22,832 |
| 1 | 3361 | MAYOR'S DEPARTMENTAL ASSISTANT | ROSA S. LAZARO | 2621 | ES | UNG | 25,000 | 87.50% | 21,875 | 2,067 | 23,942 |
| 1 | 3361 | MAYOR'S DEPARTMENTAL ASSISTANT | RUBILAINE S. CRUZ | 2446 | ES | UNG | 19,000 | 87.50% | 16,625 | 1,272 | 17,897 |
| 1 | 3361 | MAYOR'S DEPARTMENTAL ASSISTANT | RYAN D. CRUZ | 2442 | ES | UNG | 19,000 | 87.50% | 16,625 | 1,272 | 17,897 |
| 1 | 3361 | MAYOR'S DEPARTMENTAL ASSISTANT | SHANNA M. PINAULA | 3770 | ES | UNG | 19,000 | 87.50% | 16,625 | 1,571 | 18,196 |
| 1 | 3361 | MAYOR'S DEPARTMENTAL ASSISTANT | SUSAN H. SAN NICOLAS | 2433 | ES | UNG | 25,000 | 87.50% | 21,875 | 2,067 | 23,942 |
| 1 | 3361 | MAYOR'S DEPARTMENTAL ASSISTANT | SYLVIA K. BIZ | 2669 | ES | UNG | 19,000 | 87.50% | 16,625 | 1,272 | 17,897 |
| 1 | 3361 | MAYOR'S DEPARTMENTAL ASSISTANT | TASI K. ALDAN | 4432 | ES | UNG | 19,000 | 87.50% | 16,625 | 1,571 | 18,196 |
| 1 | 3361 | MAYOR'S DEPARTMENTAL ASSISTANT | TELISHA A. BORJA | 2681 | ES | UNG | 25,000 | 87.50% | 21,875 | 2,942 | 24,817 |
| 1 | 3361 | MAYOR'S DEPARTMENTAL ASSISTANT | TERESITA M. MANGLONA | 2489 | ES | UNG | 26,000 | 87.50% | 22,750 | 3,060 | 25,810 |
| 1 | 3361 | MAYOR'S DEPARTMENTAL ASSISTANT | THELMA F. ATALIG | 2656 | ES | UNG | 19,000 | 87.50% | 16,625 | 2,236 | 18,861 |
| 1 | 3361 | MAYOR'S DEPARTMENTAL ASSISTANT | TRICIA C. LIZAMA | 2479 | ES | UNG | 19,000 | 87.50% | 16,625 | 2,236 | 18,861 |
| 1 | 3361 | MAYOR'S DEPARTMENTAL ASSISTANT | TRIXY B. MANGLONA | 2485 | ES | UNG | 21,000 | 87.50% | 18,375 | 1,736 | 20,111 |
| 1 | 3361 | MAYOR'S DEPARTMENTAL ASSISTANT | TROY B. MANGLONA | 2628 | ES | UNG | 22,000 | 87.50% | 19,250 | 2,589 | 21,839 |
| 1 | 3361 | MAYOR'S DEPARTMENTAL ASSISTANT | VACANT | | ES | UNG | 1 | 87.50% | 1 | 0 | 1 |
| 1 | 3361 | MAYOR'S DEPARTMENTAL ASSISTANT | VACANT | 6179 | ES | UNG | 1 | 87.50% | 1 | 0 | 1 |
| 1 | 3361 | MAYOR'S DEPARTMENTAL ASSISTANT | YOSHIKO B. CRISOSTOMO | 4894 | ES | UNG | 20,000 | 87.50% | 17,500 | 1,339 | 18,839 |
| 1 | 3361 | MAYOR'S DEPARTMENTAL ASSISTANT | ZANIA M. FLEMING | 2698 | ES | UNG | 28,000 | 87.50% | 24,500 | 3,295 | 27,795 |
| 1 | 1887 | MEDICAL ATTENDANT | DONYA Q. BORJA | 2710 | ES | UNG | 28,000 | 87.50% | 24,500 | 2,315 | 26,815 |
| 1 | 1887 | MEDICAL ATTENDANT | JESSICA K. CABRERA | 2719 | ES | UNG | 19,000 | 87.50% | 16,625 | 1,272 | 17,897 |
| 1 | 1887 | MEDICAL ATTENDANT | MARIA M. ALVAREZ | 2467 | ES | UNG | 19,000 | 87.50% | 16,625 | 4,757 | 21,382 |
| 1 | 1073 | PLANNER/RESEARCHER | MARIA M. CASTRO | 2458 | ES | UNG | 50,000 | 87.50% | 43,750 | 5,884 | 49,634 |
| 1 | 9285 | PLANNING & BUDGET ASSISTANT | ALICIA M. ADRIANO | 2596 | ES | UNG | 46,000 | 87.50% | 40,250 | 10,947 | 51,197 |
| 1 | 9285 | PLANNING & BUDGET ASSISTANT | TASHA S. CRUZ | 2448 | ES | UNG | 32,000 | 87.50% | 28,000 | 2,646 | 30,646 |
| 1 | 9176 | PLANNING & BUDGET ASSISTANT | VACANT | | ES | UNG | 1 | 87.50% | 1 | 0 | 1 |
| 1 | 9285 | PLANNING & BUDGET ASSISTANT | VACANT | 4745 | ES | UNG | 1 | 87.50% | 1 | 0 | 1 |
| 1 | 1908 | PUBLIC INFORMATION ASSISTANT | JOSE M. ATALIG JR | 2713 | ES | UNG | 25,000 | 87.50% | 21,875 | 5,552 | 27,427 |
| 1 | 9361 | PUBLIC LIBRARY SUPERVISOR | JULIE B. SABLAN | 2609 | ES | UNG | 26,000 | 87.50% | 22,750 | 1,740 | 24,490 |

GENERAL FUND

Budget Year: 2025

Department: Second Senatorial District - Tinian & Aguigan
Division/Activity: Mayor of Tinian
Org Code: 13270100

| NOP | Job Class Code | Position | Employee | Employee Number | Personnel Status Code | Pay Grade/Step | Annual Salary | Allocation Percent | Allocation Salary | Total Fringe Benefits | Total |
|------------|----------------|------------------------------|-----------------------|-----------------|-----------------------|----------------|---------------|--------------------|-------------------|-----------------------|------------------|
| 1 | 9200 | SENIOR POLICY ADVISOR | MATHEW C. MASGA | 2657 | ES | UNG | 50,000 | 87.50% | 43,750 | 17,035 | 60,785 |
| 1 | 9200 | SENIOR POLICY ADVISOR | TRENTON B. CONNER | 2638 | ES | UNG | 40,000 | 87.50% | 35,000 | 7,562 | 42,562 |
| 1 | 9355 | SPEC ASST FOR INDIG. AFFAIRS | JOSEPH T. SAN NICOLAS | 2490 | ES | UNG | 50,000 | 87.50% | 43,750 | 4,134 | 47,884 |
| 1 | 9821 | SPECIAL PROJECT MANAGER | ADRIE M. CABRERA | 2435 | FT | UNG | 31,000 | 87.50% | 27,125 | 3,648 | 30,773 |
| 1 | 9289 | SPECIAL PROJECT SUPERVISOR | JOSEPH F. BORJA | 2613 | ES | UNG | 25,000 | 87.50% | 21,875 | 5,552 | 27,427 |
| 1 | 9278 | SPECIAL PROJECTS ASSISTANT | ANTHONY T. CABRERA | 2463 | ES | UNG | 25,000 | 87.50% | 21,875 | 2,942 | 24,817 |
| 1 | 9278 | SPECIAL PROJECTS ASSISTANT | CONRAD K. MANGLONA | 2602 | ES | UNG | 25,000 | 87.50% | 21,875 | 2,942 | 24,817 |
| 1 | 9278 | SPECIAL PROJECTS ASSISTANT | DEAN M. EVANGELISTA | 2608 | ES | UNG | 21,000 | 87.50% | 18,375 | 2,471 | 20,846 |
| 1 | 9278 | SPECIAL PROJECTS ASSISTANT | HERMAN M. MANGLONA JR | 4080 | ES | UNG | 22,000 | 87.50% | 19,250 | 1,473 | 20,723 |
| 1 | 9278 | SPECIAL PROJECTS ASSISTANT | JASON JAY N. AYUYU | 2718 | ES | UNG | 24,100 | 87.50% | 21,088 | 6,321 | 27,409 |
| 1 | 9278 | SPECIAL PROJECTS ASSISTANT | MICHAEL LEE A. BORJA | 2672 | ES | UNG | 25,000 | 87.50% | 21,875 | 2,942 | 24,817 |
| 1 | 9278 | SPECIAL PROJECTS ASSISTANT | PETER B. MANGLONA | 2617 | ES | UNG | 24,000 | 87.50% | 21,000 | 1,607 | 22,607 |
| 34 | | UNFUNDED POSITIONS | VACANT | | ES | UNG | 34 | 87.50% | 34 | 0 | 34 |
| 135 | | | | | | | | | 2,182,563 | 398,174 | 2,580,736 |

COMMONWEALTH OF THE NORTHERN MARIANA ISLANDS

DEPARTMENT: SECOND SENATORIAL DISTRICT

DIVISION: MUNICIPAL COUNCIL TINIAN

ORG: 13710100

| ORG | OBJECT | DESCRIPTION | 2022 ACTUAL | 2023 ACTUAL | 2024 BUDGET PL 23-09 | 2025 DEPARTMENT SUBMISSION | 2025 GOVERNOR'S PROPOSAL |
|------------------------|--------|----------------------------|----------------|----------------|----------------------------|----------------------------------|--------------------------------|
| 13710100 | 61000 | WAGES & SALARIES | 105,308 | 116,584 | 177,172 | 188,000 | 160,125 |
| 13710100 | 61010 | OVERTIME COMPENSATION | 0 | 513 | 0 | 0 | 0 |
| 13710100 | 61020 | HOLIDAY PAY | 0 | 7,912 | 0 | 0 | 0 |
| 13710100 | 62000 | FICA CONTRIBUTION | 6,529 | 7,751 | 0 | 11,656 | 9,928 |
| 13710100 | 62010 | MEDICARE CONTRIBUTION | 1,527 | 1,813 | 0 | 2,726 | 2,322 |
| 13710100 | 62100 | 401K EMPLOYER CONTRIBUTION | 1,048 | 1,828 | 0 | 3,120 | 2,730 |
| 13710100 | 62200 | HEALTH INSURANCE PREMIUM | 1,612 | 0 | 0 | 2,089 | 0 |
| 13710100 | 62211 | PERSONNEL INSURANCE | 525 | 335 | 0 | 3,384 | 347 |
| TOTAL PERSONNEL | | | 116,550 | 136,734 | 177,172 | 210,975 | 175,452 |
| 13710100 | 63000 | PROFESSIONAL SERVICES | 120 | 0 | 0 | 5,000 | 0 |
| 13710100 | 63001 | OFFICIAL REPRESENTATION | 4,736 | 2,771 | 0 | 5,000 | 0 |
| 13710100 | 63100 | REPAIR AND MAINTENANCE | 507 | 0 | 0 | 0 | 0 |
| 13710100 | 64090 | COMMUNICATIONS | 983 | 640 | 0 | 3,000 | 0 |
| 13710100 | 64720 | RENTAL-OFFICES | 7,700 | 0 | 0 | 0 | 0 |
| 13710100 | 64740 | RENTAL-HEAVY EQUIPMENTS | 700 | 0 | 0 | \$0.00 | 0 |
| 13710100 | 64790 | RENTAL-OTHERS | 80 | 0 | 0 | 0 | 0 |
| 13710100 | 64800 | TRAVEL EXPENSES | 22,366 | 8,979 | 0 | 3,000 | 0 |
| 13710100 | 65000 | OFFICE SUPPLIES | 1,583 | 2,608 | 0 | 5,000 | 0 |
| 13710100 | 65010 | OPERATIONAL SUPPLIES | 1,962 | 2,536 | 0 | 5,000 | 0 |
| 13710100 | 65030 | FUEL & LUBRICATE | 5,523 | 4,000 | 0 | 10,000 | 0 |
| 13710100 | 65900 | FREIGHT AND HANDLING | 0 | 0 | 0 | 1,000 | 0 |
| 13710100 | 66040 | MACHINERY | 0 | 0 | 0 | 5,000 | 0 |
| 13710100 | 66070 | TECHNOLOGY EQUIP | 0 | 2,926 | 0 | 0 | 0 |
| 13710100 | 66900 | NON-CAPITAL ASSETS | 2,380 | 5,424 | 0 | 0 | 0 |

COMMONWEALTH OF THE NORTHERN MARIANA ISLANDS

DEPARTMENT: SECOND SENATORIAL DISTRICT

DIVISION: MUNICIPAL COUNCIL TINIAN

ORG: 13710100

| ORG | OBJECT | DESCRIPTION | 2022 ACTUAL | 2023 ACTUAL | 2024 BUDGET PL 23-09 | 2025 DEPARTMENT SUBMISSION | 2025 GOVERNOR'S PROPOSAL |
|---|--------------|---------------------------|----------------|----------------|----------------------------|----------------------------------|--------------------------------|
| 13710100 | 69000 | OTHER EXPENSES | 8,056 | 0 | 1,822 | 0 | 0 |
| 13710100 | 69110 | CONTRIBUTIONS / DONATIONS | 0 | 836 | 0 | 0 | 0 |
| TOTAL OTHER EXPENSES | | | 56,697 | 30,721 | 1,822 | 42,000 | 0 |
| 13710100 | 64060 | UTILITIES | 2,503 | 0 | 0 | 0 | 0 |
| TOTAL PERSONNEL, OTHER EXPENSES, AND UTILITIES | | | 175,750 | 167,455 | 178,994 | 252,975 | 175,452 |
| 13710100 | 69010 | PUBLIC AUDITOR 1% FEE | 1,145 | 1,822 | 0 | 0 | 1,755 |
| GRAND TOTAL | | | 176,895 | 169,277 | 178,994 | 252,975 | 177,207 |
| NUMBER OF POSITIONS | | | 7 | 7 | 7 | 7 | 7 |

GENERAL FUND

Budget Year: 2025

Department: Second Senatorial District - Tinian & Aguigan

Division/Activity: Municipal Council Tinian

Org Code: 13710100

| NOP | Job Class Code | Position | Employee | Employee Number | Personnel Status Code | Pay Grade/Step | Annual Salary | Allocation Percent | Allocation Salary | Total Fringe Benefits | Total |
|----------|----------------|--------------------------|---------------------|-----------------|-----------------------|----------------|---------------|--------------------|-------------------|-----------------------|----------------|
| 1 | 9075 | EXECUTIVE DIRECTOR | ERIC . REYES | 3543 | ES | UNG | 40,000 | 87.50% | 35,000 | 2,678 | 37,678 |
| 1 | 0023 | ADMINISTRATIVE ASSISTANT | KAIA JADE F. LAZARO | 3173 | ES | UNG | 29,000 | 87.50% | 25,375 | 2,956 | 28,331 |
| 1 | 2910 | COMMUNITY WORKER | ANTONETTE V. SHAI | 3926 | ES | UNG | 24,000 | 87.50% | 21,000 | 2,447 | 23,447 |
| 1 | 2910 | COMMUNITY WORKER | JOHN WYATT A. CRUZ | 3642 | ES | UNG | 22,000 | 87.50% | 19,250 | 1,473 | 20,723 |
| 1 | 2910 | COMMUNITY WORKER | YOLANDA L. BARCINAS | 3544 | ES | UNG | 22,000 | 87.50% | 19,250 | 1,819 | 21,069 |
| 1 | 0913 | COUNCIL CLERK | LAVINA A. REYES | 2626 | ES | UNG | 25,000 | 87.50% | 21,875 | 2,548 | 24,423 |
| 1 | 2910 | COMMUNITY WORKER | VACANT | | ES | UNG | 21,000 | 87.50% | 18,375 | 1,406 | 19,781 |
| 7 | | | | | | | | | 160,125 | 15,326 | 175,451 |

COMMONWEALTH OF THE NORTHERN MARIANA ISLANDS

DEPARTMENT: SECOND SENATORIAL DISTRICT
DIVISION: FINANCE AND ACCOUNTING TINIAN
ORG: 13170800

| ORG | OBJECT | DESCRIPTION | 2022 ACTUAL | 2023 ACTUAL | 2024 BUDGET PL 23-09 | 2025 DEPARTMENT SUBMISSION | 2025 GOVERNOR'S PROPOSAL |
|---|--------------|----------------------------|----------------|----------------|----------------------------|----------------------------------|--------------------------------|
| 13170800 | 61000 | WAGES & SALARIES | 54,423 | 70,211 | 90,536 | 94,421 | 61,125 |
| 13170800 | 61020 | HOLIDAY PAY | 0 | 1,247 | 0 | 0 | 0 |
| 13170800 | 62000 | FICA CONTRIBUTION | 3,187 | 4,618 | 0 | 6,333 | 3,790 |
| 13170800 | 62010 | MEDICARE CONTRIBUTION | 745 | 1,080 | 0 | 1,481 | 886 |
| 13170800 | 62100 | 401K EMPLOYER CONTRIBUTION | 1,104 | 1,984 | 0 | 1,800 | 1,400 |
| 13170800 | 62200 | HEALTH INSURANCE PREMIUM | 3,303 | 8,758 | 0 | 7,144 | 7,144 |
| 13170800 | 62211 | PERSONNEL INSURANCE | 796 | 1,080 | 0 | 1,839 | 1,100 |
| TOTAL PERSONNEL | | | 63,558 | 88,979 | 90,536 | 113,018 | 75,445 |
| 13170800 | 63100 | REPAIR AND MAINTENANCE | 0 | 159 | 0 | 3,000 | 0 |
| 13170800 | 64090 | COMMUNICATIONS | 2,513 | 241 | 0 | 1,000 | 0 |
| 13170800 | 64720 | RENTAL-OFFICES | 10,396 | 7,426 | 0 | 28,800 | 0 |
| 13170800 | 64790 | RENTAL-OTHERS | 30 | 0 | 0 | 0 | 0 |
| 13170800 | 64800 | TRAVEL EXPENSES | 663 | 0 | 0 | 3,000 | 0 |
| 13170800 | 65000 | OFFICE SUPPLIES | 978 | 33 | 0 | 2,500 | 0 |
| 13170800 | 65010 | OPERATIONAL SUPPLIES | 1,911 | 48 | 0 | 2,000 | 0 |
| 13170800 | 65030 | FUEL & LUBRICATE | 2,299 | 0 | 0 | 600 | 0 |
| 13170800 | 65900 | FREIGHT AND HANDLING | 220 | 0 | 0 | 500 | 0 |
| 13170800 | 66070 | TECHNOLOGY EQUIP | 1,450 | 0 | 0 | 3,000 | 0 |
| 13170800 | 66900 | NON-CAPITAL ASSETS | 1,156 | 0 | 0 | 0 | 0 |
| 13170800 | 69000 | OTHER EXPENSES | 0 | 0 | 930 | 0 | 0 |
| TOTAL OTHER EXPENSES | | | 21,615 | 7,907 | 930 | 44,400 | 0 |
| 13170800 | 64060 | UTILITIES | 12,500 | 0 | 0 | 1,500 | 0 |
| TOTAL PERSONNEL, OTHER EXPENSES, AND UTILITIES | | | 97,674 | 96,886 | 91,466 | 158,918 | 75,445 |

COMMONWEALTH OF THE NORTHERN MARIANA ISLANDS

DEPARTMENT: SECOND SENATORIAL DISTRICT
DIVISION: FINANCE AND ACCOUNTING TINIAN
ORG: 13170800

| ORG | OBJECT | DESCRIPTION | 2022 ACTUAL | 2023 ACTUAL | 2024 BUDGET PL 23-09 | 2025 DEPARTMENT SUBMISSION | 2025 GOVERNOR'S PROPOSAL |
|----------------------------|--------|-----------------------|----------------|----------------|----------------------------|----------------------------------|--------------------------------|
| 13170800 | 69010 | PUBLIC AUDITOR 1% FEE | 25,039 | 930 | 915 | 1,636 | 754 |
| GRAND TOTAL | | | 122,713 | 97,816 | 92,381 | 160,554 | 76,199 |
| NUMBER OF POSITIONS | | | 3 | 3 | 3 | 3 | 2 |

Budget Year: 2025

Department: Second Senatorial District - Tinian & Aguigan
Division/Activity: Finance and Accounting Tinian
Org Code: 13170800

| NOP | Job Class Code | Position | Employee | Employee Number | Personnel Status Code | Pay Grade/Step | Annual Salary | Allocation Percent | Allocation Salary | Total Fringe Benefits | Total |
|----------|----------------|--------------------------|---------------------|-----------------|-----------------------|----------------|---------------|--------------------|-------------------|-----------------------|---------------|
| 1 | 9100 | RESIDENT DEPARTMENT HEAD | MILISSA A. MENDIOLA | 1665 | AP | UNG | 40,000 | 87.50% | 35,000 | 11,851 | 46,851 |
| 1 | 1002 | ACCOUNTANT II | MANUELA E. MENDIOLA | 1744 | FT | PL12/4 | 29,857 | 87.50% | 26,125 | 2,469 | 28,594 |
| 2 | | | | | | | | | 61,125 | 14,320 | 75,445 |

COMMONWEALTH OF THE NORTHERN MARIANA ISLANDS

DEPARTMENT: SECOND SENATORIAL DISTRICT
DIVISION: REVENUE AND TAXATION TINIAN
ORG: 13170500

| ORG | OBJECT | DESCRIPTION | 2022 ACTUAL | 2023 ACTUAL | 2024 BUDGET PL 23-09 | 2025 DEPARTMENT SUBMISSION | 2025 GOVERNOR'S PROPOSAL |
|-----------------------------|--------|----------------------------|----------------|----------------|----------------------------|----------------------------------|--------------------------------|
| 13170500 | 61000 | WAGES & SALARIES | 62,326 | 66,133 | 98,493 | 102,845 | 72,306 |
| 13170500 | 61010 | OVERTIME COMPENSATION | 0 | 0 | 0 | 5,000 | 0 |
| 13170500 | 61020 | HOLIDAY PAY | 0 | 1,241 | 0 | 0 | 0 |
| 13170500 | 62000 | FICA CONTRIBUTION | 3,864 | 4,177 | 0 | 6,695 | 4,483 |
| 13170500 | 62010 | MEDICARE CONTRIBUTION | 904 | 977 | 0 | 1,566 | 1,048 |
| 13170500 | 62100 | 401K EMPLOYER CONTRIBUTION | 0 | 0 | 0 | | 1,210 |
| 13170500 | 62200 | HEALTH INSURANCE PREMIUM | 7,410 | 11,891 | 0 | 7,144 | 7,144 |
| 13170500 | 62211 | PERSONNEL INSURANCE | 443 | 509 | 0 | 1,944 | 544 |
| TOTAL PERSONNEL | | | 74,946 | 84,928 | 98,493 | 125,194 | 86,735 |
| 13170500 | 63100 | REPAIR AND MAINTENANCE | 0 | 0 | 0 | 1,500 | 0 |
| 13170500 | 64090 | COMMUNICATIONS | 2,323 | 0 | 0 | 3,000 | 0 |
| 13170500 | 64100 | PRINTING AND PHOTOCOPYING | 0 | 1,875 | 0 | 0 | 0 |
| 13170500 | 64720 | RENTAL-OFFICES | 0 | 4,800 | 0 | 0 | 0 |
| 13170500 | 64790 | RENTAL-OTHERS | 80 | 0 | 0 | 0 | 0 |
| 13170500 | 64800 | TRAVEL EXPENSES | 2,066 | 1,105 | 0 | 5,000 | 0 |
| 13170500 | 65000 | OFFICE SUPPLIES | 251 | 436 | 0 | \$2,000.00 | 0 |
| 13170500 | 65010 | OPERATIONAL SUPPLIES | 2,769 | 6,684 | 0 | 2,000 | 0 |
| 13170500 | 65030 | FUEL & LUBRICATE | 500 | 2,764 | 0 | 1,500 | 0 |
| 13170500 | 65900 | FREIGHT AND HANDLING | 95 | 0 | 0 | 500 | 0 |
| 13170500 | 66070 | TECHNOLOGY EQUIP | 3,746 | 0 | 0 | 3,000 | 0 |
| 13170500 | 66900 | NON-CAPITAL ASSETS | 550 | 999 | 0 | 0 | 0 |
| 13170500 | 69000 | OTHER EXPENSES | 0 | 7,404 | 1,013 | 0 | 0 |
| TOTAL OTHER EXPENSES | | | 12,380 | 26,068 | 1,013 | 18,500 | 0 |

COMMONWEALTH OF THE NORTHERN MARIANA ISLANDS

DEPARTMENT: SECOND SENATORIAL DISTRICT
DIVISION: REVENUE AND TAXATION TINIAN
ORG: 13170500

| ORG | OBJECT | DESCRIPTION | 2022 ACTUAL | 2023 ACTUAL | 2024 BUDGET PL 23-09 | 2025 DEPARTMENT SUBMISSION | 2025 GOVERNOR'S PROPOSAL |
|--|--------|-----------------------|----------------|----------------|----------------------------|----------------------------------|--------------------------------|
| 13170500 | 64060 | UTILITIES | 1,000 | 0 | 0 | 2,500 | 0 |
| TOTAL PERSONNEL, OTHER EXPENSES, AND UTILITIES | | | 88,326 | 110,995 | 99,506 | 146,194 | 86,735 |
| 13170500 | 69010 | PUBLIC AUDITOR 1% FEE | 3,593 | 1,646 | 0 | 0 | 867 |
| GRAND TOTAL | | | 91,919 | 112,641 | 99,506 | 146,194 | 87,602 |
| NUMBER OF POSITIONS | | | 4 | 5 | 5 | 4 | 3 |

Budget Year: 2025

Department: Second Senatorial District - Tinian & Aguigan
Division/Activity: Revenue & Taxation
Org Code: 13170500

| NOP | Job Class Code | Position | Employee | Employee Number | Personnel Status Code | Pay Grade/Step | Annual Salary | Allocation Percent | Allocation Salary | Total Fringe Benefits | Total |
|----------|----------------|--------------------------------|------------------------|-----------------|-----------------------|----------------|---------------|--------------------|-------------------|-----------------------|---------------|
| 1 | 1587 | REVENUE OFFICER II | ADMANITA P. LIZAMA | 1548 | FT | PL13/6 | 34,564 | 87.50% | 30,243 | 11,211 | 41,455 |
| 1 | 0272 | REVNUE ENFRCEMNT TECHNCIAN III | LAILA PAT S. MACARANAS | 1656 | FT | PL07/3 | 22,280 | 87.50% | 19,495 | 1,491 | 20,986 |
| 1 | 1586 | REVENUE OFFICER I | ISIDRO K. CABRERA | 1659 | FT | PL11/2 | 25,792 | 87.50% | 22,568 | 1,726 | 24,294 |
| 3 | | | | | | | | | 72,306 | 14,429 | 86,735 |

COMMONWEALTH OF THE NORTHERN MARIANA ISLANDS

DEPARTMENT: SECOND SENATORIAL DISTRICT
DIVISION: PROCUREMENT AND SUPPLY TINIAN
ORG: 13170400

| ORG | OBJECT | DESCRIPTION | 2022 ACTUAL | 2023 ACTUAL | 2024 BUDGET PL 23-09 | 2025 DEPARTMENT SUBMISSION | 2025 GOVERNOR'S PROPOSAL |
|---|--------|----------------------------|----------------|----------------|----------------------------|----------------------------------|--------------------------------|
| 13170400 | 61000 | WAGES & SALARIES | 11,870 | 22,838 | 42,256 | 48,301 | 22,568 |
| 13170400 | 61020 | HOLIDAY PAY | 0 | 424 | 0 | 0 | 0 |
| 13170400 | 62000 | FICA CONTRIBUTION | 736 | 1,442 | 0 | 2,995 | 1,399 |
| 13170400 | 62010 | MEDICARE CONTRIBUTION | 172 | 337 | 0 | 700 | 327 |
| 13170400 | 62100 | 401K EMPLOYER CONTRIBUTION | 187 | 0 | 0 | 0 | 0 |
| 13170400 | 62211 | PERSONNEL INSURANCE | 7 | 398 | 0 | 869 | 0 |
| TOTAL PERSONNEL | | | 12,972 | 25,439 | 42,256 | 52,865 | 24,294 |
| 13170400 | 63100 | REPAIR AND MAINTENANCE | 193 | 1,000 | 0 | 500 | 0 |
| 13170400 | 64040 | LICENSES AND FEES | 0 | 120 | 0 | 0 | 0 |
| 13170400 | 64090 | COMMUNICATIONS | 1,705 | 657 | 0 | 700 | 0 |
| 13170400 | 64790 | RENTAL-OTHERS | 30 | 0 | 0 | 0 | 0 |
| 13170400 | 64800 | TRAVEL EXPENSES | 0 | 0 | 0 | 2,000 | 0 |
| 13170400 | 65000 | OFFICE SUPPLIES | 262 | 690 | 0 | 1,500 | 0 |
| 13170400 | 65010 | OPERATIONAL SUPPLIES | 2,382 | 1,229 | 0 | 1,500 | 0 |
| 13170400 | 65030 | FUEL & LUBRICATE | 1,500 | 0 | 0 | 500 | 0 |
| 13170400 | 65900 | FREIGHT AND HANDLING | 920 | 0 | 0 | 500 | 0 |
| 13170400 | 66070 | TECHNOLOGY EQUIP | 2,496 | 0 | 0 | 2,500 | 0 |
| 13170400 | 69000 | OTHER EXPENSES | 0 | 215 | 435 | 0 | 0 |
| TOTAL OTHER EXPENSES | | | 9,488 | 3,911 | 435 | 9,700 | 0 |
| 13170400 | 64060 | UTILITIES | 0 | 0 | 0 | 0 | 0 |
| TOTAL PERSONNEL, OTHER EXPENSES, AND UTILITIES | | | 22,460 | 29,351 | 42,691 | 62,565 | 24,294 |
| 13170400 | 69010 | PUBLIC AUDITOR 1% FEE | 1,166 | 397 | 0 | 626 | 243 |
| GRAND TOTAL | | | 23,626 | 29,748 | 42,691 | 63,191 | 24,537 |
| NUMBER OF POSITIONS | | | 2 | 2 | 2 | 2 | 1 |

Budget Year: 2025

Department: Second Senatorial District - Tinian & Aguigan
Division/Activity: Procurement Services
Org Code: 13170400

| NOP | Job Class Code | Position | Employee | Employee Number | Personnel Status Code | Pay Grade/Step | Annual Salary | Allocation Percent | Allocation Salary | Total Fringe Benefits | Total |
|----------|----------------|---------------------|-----------------|-----------------|-----------------------|----------------|---------------|--------------------|-------------------|-----------------------|---------------|
| 1 | 1639 | SUPPLY SPECIALIST I | NIKKI C. CEPEDA | 5395 | FT | PL09/4 | 25,792 | 87.50% | 22,568 | 1,726 | 24,294 |
| 1 | | | | | | | | | 22,568 | 1,726 | 24,294 |

COMMONWEALTH OF THE NORTHERN MARIANA ISLANDS

DEPARTMENT: SECOND SENATORIAL DISTRICT

DIVISION: CUSTOMS SERVICE TINIAN

ORG: 13170900

| ORG | OBJECT | DESCRIPTION | 2022 | 2023 | 2024 | 2025 | 2025 |
|-----------------------------|--------|----------------------------|----------------|----------------|--------------------|--------------------------|------------------------|
| | | | ACTUAL | ACTUAL | BUDGET PL 23-09 | DEPARTMENT SUBMISSION | GOVERNOR'S PROPOSAL |
| 13170900 | 61000 | WAGES & SALARIES | 218,154 | 279,870 | 333,828 | 312,826 | 273,723 |
| 13170900 | 61010 | OVERTIME COMPENSATION | 20 | 4,464 | 0 | 10,000 | 0 |
| 13170900 | 61020 | HOLIDAY PAY | 0 | 3,668 | 0 | 10,000 | 0 |
| 13170900 | 62000 | FICA CONTRIBUTION | 13,525 | 17,856 | 0 | 21,921 | 16,971 |
| 13170900 | 62010 | MEDICARE CONTRIBUTION | 3,163 | 4,176 | 0 | 5,127 | 3,969 |
| 13170900 | 62100 | 401K EMPLOYER CONTRIBUTION | 4,246 | 5,465 | 0 | 7,795 | 5,760 |
| 13170900 | 62200 | HEALTH INSURANCE PREMIUM | 25,225 | 34,326 | 0 | 29,526 | 28,750 |
| 13170900 | 62211 | PERSONNEL INSURANCE | 2,664 | 3,547 | 0 | 6,364 | 4,259 |
| TOTAL PERSONNEL | | | 266,997 | 353,371 | 333,828 | 403,559 | 333,432 |
| 13170900 | 63100 | REPAIR AND MAINTENANCE | 6,488 | 0 | 0 | 3,000 | 0 |
| 13170900 | 63200 | PERSONNEL TRAINING COSTS | 0 | 0 | 0 | 10,000 | 0 |
| 13170900 | 63300 | CLEANING SERVICES | 70 | 0 | 0 | 0 | 0 |
| 13170900 | 64040 | LICENSES AND FEES | 0 | 60 | 0 | 0 | 0 |
| 13170900 | 64090 | COMMUNICATIONS | 0 | 0 | 0 | 4,500 | 0 |
| 13170900 | 64800 | TRAVEL EXPENSES | 2,560 | 0 | 0 | 10,000 | 0 |
| 13170900 | 65000 | OFFICE SUPPLIES | 85 | 323 | 0 | 3,000 | 0 |
| 13170900 | 65010 | OPERATIONAL SUPPLIES | 1,915 | 256 | 0 | 3,000 | 0 |
| 13170900 | 65030 | FUEL & LUBRICATE | 2,499 | 0 | 0 | 6,000 | 0 |
| 13170900 | 65040 | FURNITURE & FIXTURES | 960 | 0 | 0 | 0 | 0 |
| 13170900 | 65900 | FREIGHT AND HANDLING | 131 | 177 | 0 | 1,000 | 0 |
| 13170900 | 66070 | TECHNOLOGY EQUIP | 1,396 | 0 | 0 | 5,000 | 0 |
| 13170900 | 66900 | NON-CAPITAL ASSETS | 371 | 0 | 0 | 0 | 0 |
| 13170900 | 69000 | OTHER EXPENSES | 0 | 0 | 3,424 | 0 | 0 |
| TOTAL OTHER EXPENSES | | | 16,475 | 816 | 3,424 | 45,500 | 0 |

COMMONWEALTH OF THE NORTHERN MARIANA ISLANDS

DEPARTMENT: SECOND SENATORIAL DISTRICT
DIVISION: CUSTOMS SERVICE TINIAN
ORG: 13170900

| ORG | OBJECT | DESCRIPTION | 2022 ACTUAL | 2023 ACTUAL | 2024 BUDGET PL 23-09 | 2025 DEPARTMENT SUBMISSION | 2025 GOVERNOR'S PROPOSAL |
|--|--------|-----------------------|----------------|----------------|----------------------------|----------------------------------|--------------------------------|
| 13170900 | 64060 | UTILITIES | 500 | 0 | 0 | 5,000 | 0 |
| TOTAL PERSONNEL, OTHER EXPENSES, AND UTILITIES | | | 283,972 | 354,186 | 337,252 | 454,059 | 333,432 |
| 13170900 | 69010 | PUBLIC AUDITOR 1% FEE | 2,802 | 2,915 | 3,373 | 4,948 | 3,334 |
| GRAND TOTAL | | | 286,774 | 357,101 | 340,625 | 459,007 | 336,766 |
| NUMBER OF POSITIONS | | | 11 | 11 | 11 | 11 | 11 |

GENERAL FUND

Budget Year: 2025

Department: Second Senatorial District - Tinian & Aguigan

Division/Activity: Customs Service - Tinian

Org Code: 13170900

| NOP | Job Class Code | Position | Employee | Employee Number | Personnel Status Code | Pay Grade/Step | Annual Salary | Allocation Percent | Allocation Salary | Total Fringe Benefits | Total |
|-----------|----------------|--------------------------------|--------------------------|-----------------|-----------------------|----------------|---------------|--------------------|-------------------|-----------------------|----------------|
| 1 | 4035 | AGRIC QUARANTINE OFFICER I | RICHARD S. LAZARO | 1664 | FT | PL11/9 | 36,292 | 87.50% | 31,755 | 15,422 | 47,177 |
| 1 | 4035 | AGRIC QUARANTINE OFFICER I | ROBERT JOHN S. REYES | 1707 | FT | PL11/9 | 36,292 | 87.50% | 31,755 | 7,756 | 39,511 |
| 1 | 4015 | AGRIC. QUARANTINE INSP TRAINEE | JOSE JUSTO S. REYES | 1754 | FT | PL05/4 | 21,219 | 87.50% | 18,567 | 1,420 | 19,987 |
| 1 | 4026 | AGRIC. QUARANTINE INSPCTOR III | RICHARD D. FARRELL | 1271 | FT | PL08/6 | 27,082 | 87.50% | 23,696 | 2,239 | 25,936 |
| 1 | 4025 | AGRIC. QUARANTINE INSPECTOR II | SYLVESTRE A. PALACIOS | 1729 | FT | PL06/4 | 22,280 | 87.50% | 19,495 | 2,622 | 22,117 |
| 1 | 0101 | CUSTOMS INSPECTOR I | EDGAR JUNELLE L. TAGUDAR | 2520 | FT | PL08/1 | 21,219 | 87.50% | 18,567 | 5,240 | 23,806 |
| 1 | 0101 | CUSTOMS INSPECTOR I | KENNETH B. UNTALAN | 1633 | FT | PL08/1 | 21,219 | 87.50% | 18,567 | 1,755 | 20,321 |
| 1 | 0101 | CUSTOMS INSPECTOR I | ROLLY JOSE B. BUGARIN | 1749 | FT | PL08/1 | 21,219 | 87.50% | 18,567 | 4,905 | 23,472 |
| 1 | 0101 | CUSTOMS INSPECTOR I | VINCENT U. REYES JR | 1593 | FT | PL08/3 | 23,394 | 87.50% | 20,470 | 2,753 | 23,223 |
| 1 | 1160 | CUSTOMS OFFICER I (W-4) | ROSITA K. ALDAN | 1705 | FT | PL15/5 | 36,292 | 87.50% | 31,755 | 3,001 | 34,756 |
| 1 | 1162 | CUSTOMS OFFICER III (CSTM LT.) | BENEDICTO G. DECENA | 1722 | FT | PL18/7 | 46,319 | 87.50% | 40,529 | 12,595 | 53,124 |
| 11 | | | | | | | | | 273,723 | 59,708 | 333,431 |

COMMONWEALTH OF THE NORTHERN MARIANA ISLANDS

DEPARTMENT: SECOND SENATORIAL DISTRICT
DIVISION: HISTORIC PRESERVATION TINIAN
ORG: 13120600

| ORG | OBJECT | DESCRIPTION | 2022 ACTUAL | 2023 ACTUAL | 2024 | 2025 | 2025 |
|---|--------|----------------------------|----------------|----------------|--------------------|--------------------------|------------------------|
| | | | | | BUDGET PL 23-09 | DEPARTMENT SUBMISSION | GOVERNOR'S PROPOSAL |
| 13120600 | 61000 | WAGES & SALARIES | 47,439 | 45,653 | 69,673 | 76,388 | 47,618 |
| 13120600 | 61020 | HOLIDAY PAY | 0 | 115 | 0 | 0 | 0 |
| 13120600 | 62000 | FICA CONTRIBUTION | 2,941 | 2,838 | 0 | 4,736 | 2,952 |
| 13120600 | 62010 | MEDICARE CONTRIBUTION | 688 | 664 | 0 | 1,108 | 690 |
| 13120600 | 62100 | 401K EMPLOYER CONTRIBUTION | 831 | 961 | 0 | 2,024 | 1,045 |
| 13120600 | 62200 | HEALTH INSURANCE PREMIUM | 0 | 1,153 | 0 | 3,485 | 0 |
| 13120600 | 62211 | PERSONNEL INSURANCE | 69 | 35 | 0 | 1,375 | 0 |
| TOTAL PERSONNEL | | | 51,968 | 51,418 | 69,673 | 89,116 | 52,306 |
| 13120600 | 63100 | REPAIR AND MAINTENANCE | 130 | 0 | 0 | 1,000 | 0 |
| 13120600 | 64090 | COMMUNICATIONS | 0 | 252 | 0 | 0 | 0 |
| 13120600 | 65000 | OFFICE SUPPLIES | 1,077 | 0 | 0 | 2,000 | 0 |
| 13120600 | 65010 | OPERATIONAL SUPPLIES | 3,603 | 103 | 0 | 3,000 | 0 |
| 13120600 | 65030 | FUEL & LUBRICATE | 500 | 0 | 0 | 1,800 | 0 |
| 13120600 | 65900 | FREIGHT AND HANDLING | 60 | 0 | 0 | \$0.00 | 0 |
| 13120600 | 66070 | TECHNOLOGY EQUIP | 1,580 | 0 | 0 | 0 | 0 |
| 13120600 | 69000 | OTHER EXPENSES | 0 | 0 | 717 | 0 | 0 |
| TOTAL OTHER EXPENSES | | | 6,950 | 355 | 717 | 7,800 | 0 |
| 11510100 | 64060 | UTILITIES | 0 | 6,735 | 0 | 3,000 | 0 |
| TOTAL PERSONNEL, OTHER EXPENSES, AND UTILITIES | | | 58,918 | 58,508 | 70,390 | 99,916 | 52,306 |
| 11510100 | 69010 | PUBLIC AUDITOR 1% FEE | 1,004 | 680 | 0 | 999 | 523 |
| GRAND TOTAL | | | 59,922 | 59,188 | 70,390 | 100,915 | 52,829 |
| NUMBER OF POSITIONS | | | 3 | 3 | 3 | 3 | 2 |

Budget Year: 2025

Department: Second Senatorial District - Tinian & Aguigan
Division/Activity: Historic Preservation Office
Org Code: 13120600

| NOP | Job Class Code | Position | Employee | Employee Number | Personnel Status Code | Pay Grade/Step | Annual Salary | Allocation Percent | Allocation Salary | Total Fringe Benefits | Total |
|----------|----------------|-----------------------------------|-------------------|-----------------|-----------------------|----------------|---------------|--------------------|-------------------|-----------------------|---------------|
| 1 | 2160 | HISTORIC PRESERVATION TECH. II | MICHAEL H. LIZAMA | 1077 | FT | PL05/7 | 24,564 | 87.50% | 21,493 | 1,644 | 23,137 |
| 1 | 2146 | HISTORIC PRESERVATION COORDINATOR | GILBERT M. BORJA | 1183 | FT | PL12/4 | 29,857 | 87.50% | 26,125 | 3,044 | 29,169 |
| 2 | | | | | | | | | 47,618 | 4,688 | 52,306 |

COMMONWEALTH OF THE NORTHERN MARIANA ISLANDS

DEPARTMENT: SECOND SENATORIAL DISTRICT
DIVISION: OFFICE OF AGING TINIAN
ORG: 13120700

| ORG | OBJECT | DESCRIPTION | 2022 ACTUAL | 2023 ACTUAL | 2024 BUDGET PL 23-09 | 2025 DEPARTMENT SUBMISSION | 2025 GOVERNOR'S PROPOSAL |
|---|--------------|------------------------------|----------------|----------------|----------------------------|----------------------------------|--------------------------------|
| 13120700 | 61000 | WAGES & SALARIES | 48,402 | 48,220 | 88,543 | 97,077 | 64,057 |
| 13120700 | 61020 | HOLIDAY PAY | 0 | 74 | 0 | 0 | 0 |
| 13120700 | 62000 | FICA CONTRIBUTION | 3,001 | 2,994 | 0 | 6,019 | 3,972 |
| 13120700 | 62010 | MEDICARE CONTRIBUTION | 702 | 700 | 0 | 1,408 | 929 |
| 13120700 | 62100 | 401K EMPLOYER CONTRIBUTION | 1,772 | 1,906 | 0 | 3,883 | 2,562 |
| 13120700 | 62200 | HEALTH INSURANCE PREMIUM | 1,440 | 0 | 0 | 6,970 | 3,485 |
| 13120700 | 62211 | PERSONNEL INSURANCE | 410 | 435 | 0 | 1,747 | 1,236 |
| TOTAL PERSONNEL | | | 55,727 | 54,330 | 88,543 | 117,104 | 76,241 |
| 13120700 | 63100 | REPAIR AND MAINTENANCE | 820 | 0 | 0 | 3,000 | 0 |
| 13120700 | 64080 | DUES AND SUBSCRIPTIONS | 0 | 0 | 0 | 900 | 0 |
| 13120700 | 64090 | COMMUNICATIONS | 0 | 73 | 0 | 0 | 0 |
| 13120700 | 64790 | RENTAL-OTHERS | 180 | 0 | 0 | 0 | 0 |
| 13120700 | 65000 | OFFICE SUPPLIES | 0 | 240 | 0 | 1,000 | 0 |
| 13120700 | 65010 | OPERATIONAL SUPPLIES | 516 | 118 | 0 | 3,500 | 0 |
| 13120700 | 65900 | FREIGHT AND HANDLING | 398 | 0 | 0 | 2,500 | 0 |
| 13120700 | 66040 | MACHINERY | 0 | 0 | 0 | 2,000 | 0 |
| 13120700 | 69000 | OTHER EXPENSES | 0 | 0 | 911 | 0 | 0 |
| TOTAL OTHER EXPENSES | | | 1,914 | 431 | 911 | 12,900 | 0 |
| 13120700 | 64060 | UTILITIES | 1,366 | 8,151 | 0 | 28,239 | 0 |
| TOTAL PERSONNEL, OTHER EXPENSES, AND UTILITIES | | | 59,007 | 62,912 | 89,454 | 158,243 | 76,241 |
| 13120700 | 69010 | PUBLIC AUDITOR 1% FEE | 2,549 | 823 | 895 | 1,582 | 762 |
| GRAND TOTAL | | | 61,556 | 63,735 | 90,349 | 159,825 | 77,003 |
| NUMBER OF POSITIONS | | | 4 | 4 | 4 | 4 | 3 |

Budget Year: 2025

Department: Second Senatorial District - Tinian & Aguigan
Division/Activity: Office of Aging
Org Code: 13120700

| NOP | Job Class Code | Position | Employee | Employee Number | Personnel Status Code | Pay Grade/Step | Annual Salary | Allocation Percent | Allocation Salary | Total Fringe Benefits | Total |
|----------|----------------|---------------------------|--------------------------|-----------------|-----------------------|----------------|---------------|--------------------|-------------------|-----------------------|---------------|
| 1 | 7001 | COOK I | CHONA M. BORJA | 1085 | FT | PL01/7 | 20,209 | 87.50% | 17,683 | 6,394 | 24,076 |
| 1 | 1016 | ADMINISTRATIVE OFFICER II | ANA MARIE C. SAN NICOLAS | 1157 | FT | PL13/2 | 28,436 | 87.50% | 24,881 | 2,899 | 27,780 |
| 1 | 7003 | COOK III | MERCY O. AYUYU | 1220 | FT | PL05/7 | 24,564 | 87.50% | 21,493 | 2,891 | 24,384 |
| 3 | | | | | | | | | 64,057 | 12,183 | 76,240 |

COMMONWEALTH OF THE NORTHERN MARIANA ISLANDS

DEPARTMENT: SECOND SENATORIAL DISTRICT
DIVISION: SPORTS AND RECREATION TINIAN
ORG: 13120400

| ORG | OBJECT | DESCRIPTION | 2022 ACTUAL | 2023 ACTUAL | 2024 BUDGET PL 23-09 | 2025 DEPARTMENT SUBMISSION | 2025 GOVERNOR'S PROPOSAL |
|---|--------------|------------------------------|----------------|----------------|----------------------------|----------------------------------|--------------------------------|
| 13120400 | 61000 | WAGES & SALARIES | 70,710 | 99,267 | 139,785 | 153,701 | 125,584 |
| 13120400 | 61010 | OVERTIME COMPENSATION | 0 | 86 | 0 | 0 | 0 |
| 13120400 | 61020 | HOLIDAY PAY | 0 | 287 | 0 | 0 | 0 |
| 13120400 | 61200 | BOARD & OTHER COMPENSATION | 6,641 | 0 | 0 | 0 | 0 |
| 13120400 | 62000 | FICA CONTRIBUTION | 4,812 | 6,206 | 0 | 9,529 | 7,786 |
| 13120400 | 62010 | MEDICARE CONTRIBUTION | 1,113 | 1,452 | 0 | 2,229 | 1,821 |
| 13120400 | 62100 | 401K EMPLOYER CONTRIBUTION | 1,876 | 3,064 | 0 | 4,894 | 3,978 |
| 13120400 | 62200 | HEALTH INSURANCE PREMIUM | 15,205 | 19,916 | 0 | 18,120 | 18,121 |
| 13120400 | 62211 | PERSONNEL INSURANCE | 752 | 907 | 0 | 276 | 1,244 |
| TOTAL PERSONNEL | | | 101,111 | 131,183 | 139,785 | 188,749 | 158,534 |
| 13120400 | 63100 | REPAIR AND MAINTENANCE | 435 | 0 | 0 | 2,500 | 0 |
| 13120400 | 64090 | COMMUNICATIONS | 5,555 | 1,647 | 0 | 8,400 | 0 |
| 13120400 | 65000 | OFFICE SUPPLIES | 168 | 444 | 0 | 3,000 | 0 |
| 13120400 | 65010 | OPERATIONAL SUPPLIES | 3,033 | 385 | 0 | 4,500 | 0 |
| 13120400 | 65030 | FUEL & LUBRICATE | 1,000 | 1,000 | 0 | 3,600 | 0 |
| 13120400 | 65040 | FURNITURE & FIXTURES | 270 | 0 | 0 | 0 | 0 |
| 13120400 | 65900 | FREIGHT AND HANDLING | 162 | 0 | 0 | 500 | 0 |
| 13120400 | 66040 | MACHINERY | 0 | 840 | 0 | 0 | 0 |
| 13120400 | 69000 | OTHER EXPENSES | 0 | 0 | 1,437 | 0 | 0 |
| TOTAL OTHER EXPENSES | | | 10,622 | 4,316 | 1,437 | 22,500 | 0 |
| 13120400 | 64060 | UTILITIES | 0 | 5,580 | 0 | 98,246 | 0 |
| TOTAL PERSONNEL, OTHER EXPENSES, AND UTILITIES | | | 111,733 | 141,080 | 141,222 | 309,495 | 158,534 |
| 13120400 | 69010 | PUBLIC AUDITOR 1% FEE | 1,136 | 1,366 | 0 | 3,120 | 1,585 |
| GRAND TOTAL | | | 112,869 | 142,446 | 141,222 | 312,615 | 160,119 |
| NUMBER OF POSITIONS | | | 5 | 5 | 5 | 5 | 5 |

GENERAL FUND

Budget Year: 2025

Department: Second Senatorial District - Tinian & Aguigan
Division/Activity: Sports & Recreation
Org Code: 13120400

| NOP | Job Class Code | Position | Employee | Employee Number | Personnel Status Code | Pay Grade/Step | Annual Salary | Allocation Percent | Allocation Salary | Total Fringe Benefits | Total |
|----------|----------------|-----------------------------------|---------------------------|-----------------|-----------------------|----------------|---------------|--------------------|-------------------|-----------------------|----------------|
| 1 | 9100 | RESIDENT DEPARTMENT HEAD | BONNIE S. BORJA | 1229 | AP | UNG | 40,000 | 87.50% | 35,000 | 15,228 | 50,228 |
| 1 | 1015 | ADMINISTRATIVE OFFICER I | ROCHELLE C. REYES | 3250 | FT | PL11/1 | 24,564 | 87.50% | 21,493 | 5,989 | 27,482 |
| 1 | 1016 | ADMINISTRATIVE OFFICER II | LUCIA . BORJA | 1158 | FT | PL13/3 | 29,857 | 87.50% | 26,125 | 6,999 | 33,124 |
| 1 | 8135 | GENERAL MAINTENANCE | TERENCE M. AQUININGOC | 3650 | FT | UNG | 19,246 | 87.50% | 16,841 | 2,265 | 19,106 |
| 1 | 2217 | SPORTS DEVELOPMENT COORDINATOR II | FRANCISCO M. DELA CRUZ JR | 1118 | FT | PL11/5 | 29,857 | 87.50% | 26,125 | 2,469 | 28,594 |
| 5 | | | | | | | | | 125,584 | 32,950 | 158,534 |

COMMONWEALTH OF THE NORTHERN MARIANA ISLANDS

DEPARTMENT: SECOND SENATORIAL DISTRICT
DIVISION: LABOR TINIAN
ORG: 13180100

| ORG | OBJECT | DESCRIPTION | 2022 ACTUAL | 2023 ACTUAL | 2024 BUDGET PL 23-09 | 2025 DEPARTMENT SUBMISSION | 2025 GOVERNOR'S PROPOSAL |
|---|--------|---------------------------|----------------|----------------|----------------------------|----------------------------------|--------------------------------|
| 13180100 | 61000 | WAGES & SALARIES | 115,868 | 168,755 | 245,051 | 260,188 | 203,944 |
| 13180100 | 61020 | HOLIDAY PAY | 0 | 6,259 | 0 | 0 | 0 |
| 13180100 | 62000 | FICA CONTRIBUTION | 7,184 | 10,851 | 0 | 16,132 | 12,644 |
| 13180100 | 62010 | MEDICARE CONTRIBUTION | 1,680 | 2,538 | 0 | 3,772 | 2,957 |
| 13180100 | 62200 | HEALTH INSURANCE PREMIUM | 24,609 | 34,594 | 0 | 17,598 | 21,084 |
| 13180100 | 62211 | PERSONNEL INSURANCE | 1,601 | 2,622 | 0 | 3,963 | 3,071 |
| TOTAL PERSONNEL | | | 150,941 | 225,619 | 245,051 | 301,653 | 243,700 |
| 13180100 | 63100 | REPAIR AND MAINTENANCE | 590 | 0 | 0 | 0 | 0 |
| 13180100 | 64090 | COMMUNICATIONS | 1,441 | 152 | 0 | 2,000 | 0 |
| 13180100 | 64100 | PRINTING AND PHOTOCOPYING | 495 | 0 | 0 | 0 | 0 |
| 13180100 | 64110 | ADVERTISING | 105 | 105 | 0 | 0 | 0 |
| 13180100 | 64720 | RENTAL-OFFICES | 6,050 | 29,100 | 0 | 12,000 | 0 |
| 13180100 | 65000 | OFFICE SUPPLIES | 1,975 | 78 | 0 | 3,000 | 0 |
| 13180100 | 65010 | OPERATIONAL SUPPLIES | 5,135 | 55 | 0 | 2,000 | 0 |
| 13180100 | 65030 | FUEL & LUBRICATE | 3,494 | 0 | 0 | 1,000 | 0 |
| 13180100 | 65900 | FREIGHT AND HANDLING | 171 | 443 | 0 | 0 | 0 |
| 13180100 | 66070 | TECHNOLOGY EQUIP | 3,714 | 0 | 0 | 0 | 0 |
| 13180100 | 69000 | OTHER EXPENSES | 308 | 0 | 2,517 | 0 | 0 |
| TOTAL OTHER EXPENSES | | | 23,478 | 29,933 | 2,517 | 20,000 | 0 |
| 13180100 | 64060 | UTILITIES | 0 | 0 | 0 | 4,500 | 0 |
| TOTAL PERSONNEL, OTHER EXPENSES, AND UTILITIES | | | 174,420 | 255,552 | 247,568 | 326,153 | 243,700 |
| 13180100 | 69010 | PUBLIC AUDITOR 1% FEE | 900 | 2,890 | 0 | 2,000 | 2,437 |
| GRAND TOTAL | | | 175,320 | 258,442 | 247,568 | 328,153 | 246,137 |
| NUMBER OF POSITIONS | | | 7 | 9 | 9 | 8 | 9 |

GENERAL FUND

Budget Year: 2025

Department: Second Senatorial District - Tinian & Aguigan

Division/Activity: Labor Tinian

Org Code: 13180100

| NOP | Job Class Code | Position | Employee | Employee Number | Personnel Status Code | Pay Grade/Step | Annual Salary | Allocation Percent | Allocation Salary | Total Fringe Benefits | Total |
|----------|----------------|------------------------------------|---------------------------------|-----------------|-----------------------|----------------|---------------|--------------------|-------------------|-----------------------|----------------|
| 1 | 9100 | RESIDENT DEPARTMENT HEAD | JAY-JESS . SAN NICOLAS | 3487 | AP | UNG | 40,000 | 87.50% | 35,000 | 6,793 | 41,793 |
| 1 | 1290 | JOB PLACEMENT ASSISTANT | JEANETTE H. BORJA | 2385 | FT | PL09/8 | 31,350 | 87.50% | 27,431 | 2,592 | 30,024 |
| 1 | 1291 | JOB PLACEMENT OFFICER | SABINA G. SAN NICOLAS | 2386 | FT | PL13/8 | 38,106 | 87.50% | 33,343 | 6,636 | 39,979 |
| 1 | 1176 | ASST. RESIDENT DEPARTMENT HEAD | ANTHONY M. BARCINAS | 2407 | FT | PL13/8 | 38,106 | 87.50% | 33,343 | 6,036 | 39,379 |
| 1 | 1329 | LABOR LAW ENFORCEMENT SPICALST III | RAMONA CASANDRA P. CABRERA-VICH | 2416 | FT | PL14/3 | 31,350 | 87.50% | 27,431 | 6,077 | 33,509 |
| 1 | 1015 | ADMINISTRATIVE OFFICER I | MARIE EMY K. REYES | 2423 | FT | PL11/3 | 27,082 | 87.50% | 23,696 | 9,383 | 33,079 |
| 1 | 1327 | LABOR LAW ENFORCEMENT SPECIALIST I | PATRICK JAKE C. KING | 3818 | PB | PL10/4 | 27,082 | 87.50% | 23,696 | 2,239 | 25,936 |
| 1 | 0209 | LABOR LAW ENFORCEMENT TRAINEE | VACANT | | FT | | 1 | 87.50% | 1 | 0 | 1 |
| 1 | | LABOR LAW ENFORCEMENT I | VACANT | | FT | | 1 | 87.50% | 1 | 0 | 1 |
| 9 | | | | | | | | | 203,944 | 39,756 | 243,700 |

COMMONWEALTH OF THE NORTHERN MARIANA ISLANDS

DEPARTMENT: SECOND SENATORIAL DISTRICT
DIVISION: ECONOMIC DEVELOPMENT TINIAN
ORG: 13160300

| ORG | OBJECT | DESCRIPTION | 2022 | 2023 | 2024 | 2025 | 2025 |
|---|--------|----------------------------|----------------|----------------|--------------------|--------------------------|------------------------|
| | | | ACTUAL | ACTUAL | BUDGET PL 23-09 | DEPARTMENT SUBMISSION | GOVERNOR'S PROPOSAL |
| 13160300 | 61000 | WAGES & SALARIES | 76,528 | 89,612 | 190,424 | 143,121 | 120,857 |
| 13160300 | 61020 | HOLIDAY PAY | 0 | 1,835 | 0 | 8,874 | 0 |
| 13160300 | 62000 | FICA CONTRIBUTION | 4,761 | 5,768 | 0 | 2,075 | 7,493 |
| 13160300 | 62010 | MEDICARE CONTRIBUTION | 1,110 | 1,345 | 0 | 1,624 | 1,752 |
| 13160300 | 62100 | 401K EMPLOYER CONTRIBUTION | 2,235 | 2,652 | 0 | 0 | 3,413 |
| 13160300 | 62101 | RETIREMENT CONTRIBUTIONS | 0 | 0 | 0 | 16,826 | 0 |
| 13160300 | 62200 | HEALTH INSURANCE PREMIUM | 0 | 0 | 0 | 21,779 | 0 |
| 13160300 | 62211 | PERSONNEL INSURANCE | 805 | 1,403 | 0 | 3,018 | 1,536 |
| TOTAL PERSONNEL | | | 85,438 | 102,615 | 190,424 | 197,317 | 135,051 |
| 13160300 | 63200 | PERSONNEL TRAINING COSTS | 0 | 0 | 0 | 2,000 | 0 |
| 13160300 | 64090 | COMMUNICATIONS | 1,200 | 0 | 0 | 7,800 | 0 |
| 13160300 | 64720 | RENTAL-OFFICES | 14,300 | 6,500 | 0 | 15,600 | 0 |
| 13160300 | 65000 | OFFICE SUPPLIES | 0 | 0 | 0 | 1,000 | 0 |
| 13160300 | 65030 | FUEL & LUBRICATE | 1,000 | 0 | 0 | 3,000 | 0 |
| 13160300 | 65900 | FREIGHT AND HANDLING | 0 | 475 | 0 | 0 | 0 |
| 13160300 | 69000 | OTHER EXPENSES | 0 | 0 | 1,955 | 1,289 | 0 |
| TOTAL OTHER EXPENSES | | | 16,500 | 6,975 | 1,955 | 30,689 | 0 |
| 13160300 | 64060 | UTILITIES | 2,000 | 0 | 0 | 6,600 | 0 |
| TOTAL PERSONNEL, OTHER EXPENSES, AND UTILITIES | | | 103,938 | 109,590 | 192,379 | 234,606 | 135,051 |
| 13160300 | 69010 | PUBLIC AUDITOR 1% FEE | 2,831 | 1,377 | 0 | 2,635 | 1,351 |
| GRAND TOTAL | | | 106,769 | 110,967 | 192,379 | 237,241 | 136,402 |
| NUMBER OF POSITIONS | | | 7 | 7 | 7 | 6 | 6 |

GENERAL FUND

Budget Year: 2025

Department: Second Senatorial District - Tinian & Aguigan

Division/Activity: Economic Development Tinian

Org Code: 13160300

| NOP | Job Class Code | Position | Employee | Employee Number | Personnel Status Code | Pay Grade/Step | Annual Salary | Allocation Percent | Allocation Salary | Total Fringe Benefits | Total |
|----------|----------------|--------------------------------|------------------------|-----------------|-----------------------|----------------|---------------|--------------------|-------------------|-----------------------|----------------|
| 1 | 9100 | RESIDENT DEPARTMENT HEAD | MARY SUSAN M. PEREZ | 3497 | AP | UNG | 40,000 | 87.50% | 35,000 | 4,708 | 39,708 |
| 1 | 1229 | COMMRCE ENF CMPLIANCE TRAINEE | VILMA S. SAN NICOLAS | 3503 | FT | PL04/2 | 18,330 | 87.50% | 16,039 | 1,227 | 17,266 |
| 1 | 0278 | STATISTICAL TECHNICIAN | VICENTA P. SAN NICOLAS | 3506 | FT | PL04/6 | 22,280 | 87.50% | 19,495 | 1,491 | 20,986 |
| 1 | 6005 | ABTC LAWENFRCEMENT OFFICER III | ESTEVEN S. KING JR | 3516 | FT | PL12/8 | 36,292 | 87.50% | 31,755 | 4,271 | 36,026 |
| 1 | 6003 | ABTC LAW ENFRCEMENT OFFICER I | LAWRENN A. MENDIOLA | 4415 | FT | PL08/1 | 21,219 | 87.50% | 18,567 | 2,497 | 21,064 |
| 1 | 6003 | ABTC LAW ENFRCEMENT OFFICER I | VACANT | | FT | | 1 | 87.50% | 1 | 0 | 1 |
| 6 | | | | | | | | | 120,857 | 14,194 | 135,051 |

COMMONWEALTH OF THE NORTHERN MARIANA ISLANDS

DEPARTMENT: SECOND SENATORIAL DISTRICT

DIVISION: POLICE TINIAN

ORG: 13150500

| ORG | OBJECT | DESCRIPTION | 2022 ACTUAL | 2023 ACTUAL | 2024 BUDGET PL 23-09 | 2025 DEPARTMENT SUBMISSION | 2025 GOVERNOR'S PROPOSAL |
|------------------------|--------|----------------------------|------------------|----------------|----------------------------|----------------------------------|--------------------------------|
| 13150500 | 61000 | WAGES & SALARIES | 849,496 | 754,728 | 83,429 | 1,050,412 | 667,990 |
| 13150500 | 61010 | OVERTIME COMPENSATION | 1,348 | 5,430 | 0 | 0 | 0 |
| 13150500 | 61020 | HOLIDAY PAY | 90 | 873 | 0 | 0 | 0 |
| 13150500 | 61200 | BOARD & OTHER COMPENSATION | 616 | 0 | 0 | 0 | 0 |
| 13150500 | 62000 | FICA CONTRIBUTION | 52,796 | 47,184 | 0 | 65,126 | 41,415 |
| 13150500 | 62010 | MEDICARE CONTRIBUTION | 12,347 | 11,035 | 0 | 15,231 | 9,686 |
| 13150500 | 62100 | 401K EMPLOYER CONTRIBUTION | 15,238 | 10,836 | 0 | 88,665 | 7,390 |
| 13150500 | 62101 | RETIREMENT CONTRIBUTIONS | 5,954 | 13,739 | 0 | 16,826 | 10,500 |
| 13150500 | 62200 | HEALTH INSURANCE PREMIUM | 111,062 | 107,748 | 0 | 90,951 | 87,467 |
| 13150500 | 62211 | PERSONNEL INSURANCE | 9,042 | 9,214 | 0 | 18,907 | 9,656 |
| TOTAL PERSONNEL | | | 1,057,990 | 960,786 | 83,429 | 1,346,118 | 834,104 |
| 13150500 | 63100 | REPAIR AND MAINTENANCE | 1,443 | 0 | 0 | 50,000 | 0 |
| 13150500 | 63200 | PERSONNEL TRAINING COSTS | | 0 | 0 | 25,000 | 0 |
| 13150500 | 64090 | COMMUNICATIONS | 13,627 | 0 | 0 | 55,000 | 0 |
| 13150500 | 64100 | PRINTING AND PHOTOCOPYING | 1,640 | 0 | 0 | 15,000 | 0 |
| 13150500 | 64800 | TRAVEL EXPENSES | 870 | 0 | 0 | 5,000 | 0 |
| 13150500 | 65000 | OFFICE SUPPLIES | 2,595 | 0 | 0 | 5,000 | 0 |
| 13150500 | 65010 | OPERATIONAL SUPPLIES | 5,695 | 13 | 0 | 20,000 | 0 |
| 13150500 | 65030 | FUEL & LUBRICATE | 33,542 | 0 | 0 | 100,000 | 0 |
| 13150500 | 65900 | FREIGHT AND HANDLING | 0 | 0 | 0 | 3,000 | 0 |
| 13150500 | 66040 | MACHINERY, TOOLS & EQUIP | 0 | 0 | 0 | 10,000 | 0 |
| 13150500 | 66060 | VEHICLES | 0 | 0 | 0 | 150,000 | 0 |
| 13150500 | 66070 | TECHNOLOGY EQUIP | 0 | 0 | 0 | 10,000 | 0 |
| 13150500 | 69000 | OTHER EXPENSES | 0 | 0 | 8,561 | 0 | 0 |

COMMONWEALTH OF THE NORTHERN MARIANA ISLANDS

DEPARTMENT: SECOND SENATORIAL DISTRICT
DIVISION: POLICE TINIAN
ORG: 13150500

| ORG | OBJECT | DESCRIPTION | 2022 ACTUAL | 2023 ACTUAL | 2024 BUDGET PL 23-09 | 2025 DEPARTMENT SUBMISSION | 2025 GOVERNOR'S PROPOSAL |
|---|--------|-----------------------|----------------|----------------|----------------------------|----------------------------------|--------------------------------|
| TOTAL OTHER EXPENSES | | | 59,412 | 13 | 8,561 | 448,000 | 0 |
| 13150500 | 64060 | UTILITIES | 5,000 | 0 | 0 | 90,000 | 0 |
| TOTAL PERSONNEL, OTHER EXPENSES, AND UTILITIES | | | 1,122,402 | 960,799 | 91,990 | 1,884,118 | 834,104 |
| 13150500 | 69010 | PUBLIC AUDITOR 1% FEE | 655 | 11,603 | 0 | 19,367 | 8,341 |
| GRAND TOTAL | | | 1,123,057 | 972,402 | 91,990 | 1,903,485 | 842,445 |
| NUMBER OF POSITIONS | | | 38 | 39 | 39 | 33 | 39 |

Budget Year: 2025

Department: Second Senatorial District - Tinian & Aguigan

Division/Activity: Police Tinian

Org Code: 13150500

| NOP | Job Class Code | Position | Employee | Employee Number | Personnel Status Code | Pay Grade/Step | Annual Salary | Allocation Percent | Allocation Salary | Total Fringe Benefits | Total |
|-----------|----------------|---------------------------------|-----------------------|-----------------|-----------------------|----------------|---------------|--------------------|-------------------|-----------------------|----------------|
| 1 | 9100 | RESIDENT DEPARTMENT HEAD | EUGENIO L. VILLAGOMEZ | 4696 | AP | UNG | 40,000 | 87.50% | 35,000 | 16,663 | 51,663 |
| 1 | 1022 | ADMINISTRATIVE SPECIALIST II | JOAN R. CABRERA | 3229 | FT | PL09/5 | 27,082 | 87.50% | 23,696 | 5,724 | 29,421 |
| 1 | 1022 | ADMINISTRATIVE SPECIALIST II | ROSITA C. PALACIOS | 3232 | FT | PL09/10 | 34,564 | 87.50% | 30,243 | 2,858 | 33,101 |
| 1 | 1014 | MANAGER, ADMINSTRTRIVE SERVICES | AGNES M. BORJA | 3228 | FT | PL18/9 | 51,066 | 87.50% | 44,683 | 4,223 | 48,905 |
| 1 | 6137 | POLICE OFFICER I | ESTEVEN K. SABLAN | 3239 | FT | PL10/4 | 29,113 | 87.50% | 25,474 | 6,911 | 32,385 |
| 1 | 6137 | POLICE OFFICER I | EUNEEN E. MENDIOLA | 3233 | FT | PL08/2 | 23,951 | 87.50% | 20,957 | 1,603 | 22,560 |
| 1 | 6137 | POLICE OFFICER I | MARK L. MAPESO | 3236 | FT | PL10/4 | 29,113 | 87.50% | 25,474 | 3,426 | 28,900 |
| 1 | 6137 | POLICE OFFICER I | PETER JAY C. CEPEDA | 3231 | FT | PL10/4 | 29,113 | 87.50% | 25,474 | 6,911 | 32,385 |
| 1 | 6137 | POLICE OFFICER I | TARA ANN S. CEPEDA | 3255 | FT | PL08/3 | 25,149 | 87.50% | 22,005 | 2,079 | 24,084 |
| 1 | 6137 | POLICE OFFICER I | VICTORIA K. SANCHEZ | 3227 | FT | PL08/3 | 25,149 | 87.50% | 22,005 | 1,683 | 23,688 |
| 1 | 6138 | POLICE OFFICER II | JOEL DELOS S. IGNACIO | 1888 | FT | PL10/2 | 26,406 | 87.50% | 23,105 | 5,668 | 28,774 |
| 1 | 6138 | POLICE OFFICER II | MICHAEL L. BARCINAS | 3253 | FT | PL12/3 | 30,568 | 87.50% | 26,747 | 3,598 | 30,345 |
| 1 | 6138 | POLICE OFFICER II | ROLAND B. SAN NICOLAS | 3244 | FT | PL12/3 | 30,568 | 87.50% | 26,747 | 2,528 | 29,275 |
| 1 | 6139 | POLICE OFFICER III | JANEL B. ALDAN | 3248 | FT | PL12/3 | 30,568 | 87.50% | 26,747 | 3,598 | 30,345 |
| 1 | 6139 | POLICE OFFICER III | KERRY M. BORJA | 3254 | FT | PL12/3 | 30,568 | 87.50% | 26,747 | 13,678 | 40,426 |
| 1 | 6139 | POLICE OFFICER III | LAURA C. PALACIOS | 3247 | FT | PL12/3 | 30,568 | 87.50% | 26,747 | 14,748 | 41,496 |
| 1 | 6139 | POLICE OFFICER III | SHAWN LEE S. BORJA | 3252 | FT | PL15/3 | 35,387 | 87.50% | 30,963 | 14,077 | 45,040 |
| 1 | 6149 | POLICE SERGEANT | ANTHONY P. BORJA | 3251 | FT | PL15/3 | 35,387 | 87.50% | 30,963 | 14,077 | 45,040 |
| 1 | 6149 | POLICE SERGEANT | BARBARA K. AREND | 3226 | FT | PL18/3 | 40,964 | 87.50% | 35,844 | 3,387 | 39,231 |
| 1 | 6149 | POLICE SERGEANT | ELLOY K. FITIAL | 3230 | FT | PL18/9 | 54,896 | 87.50% | 48,034 | 15,690 | 63,724 |
| 1 | 6149 | POLICE SERGEANT | WALLY F. VILLAGOMEZ | 2864 | FT | PL15/1 | 32,097 | 87.50% | 28,085 | 10,416 | 38,500 |
| 1 | 8819 | TRADES SPECIALIST II | HENRY M. HOFSCHEIDER | 3246 | FT | PL13/10 | 42,012 | 87.50% | 36,761 | 10,618 | 47,378 |
| 1 | 6138 | POLICE OFFICER II | DENNIS P. BORJA | 3235 | FT | PL10/4 | 29,113 | 87.50% | 25,474 | 1,949 | 27,423 |
| 1 | | POLICE OFFICER I | VACANT | | | | 1 | 87.50% | 1 | 0 | 1 |
| 1 | | POLICE OFFICER I | VACANT | | | | 1 | 87.50% | 1 | 0 | 1 |
| 1 | | POLICE OFFICER I | VACANT | | | | 1 | 87.50% | 1 | 0 | 1 |
| 1 | | POLICE OFFICER I | VACANT | | | | 1 | 87.50% | 1 | 0 | 1 |
| 1 | | POLICE OFFICER I | VACANT | | | | 1 | 87.50% | 1 | 0 | 1 |
| 1 | | POLICE OFFICER I | VACANT | | | | 1 | 87.50% | 1 | 0 | 1 |
| 1 | | POLICE OFFICER I | VACANT | | | | 1 | 87.50% | 1 | 0 | 1 |
| 1 | | POLICE OFFICER I | VACANT | | | | 1 | 87.50% | 1 | 0 | 1 |
| 1 | | POLICE OFFICER I | VACANT | | | | 1 | 87.50% | 1 | 0 | 1 |
| 1 | | POLICE OFFICER I | VACANT | | | | 1 | 87.50% | 1 | 0 | 1 |
| 1 | | POLICE OFFICER I | VACANT | | | | 1 | 87.50% | 1 | 0 | 1 |
| 1 | | POLICE OFFICER II | VACANT | | | | 1 | 87.50% | 1 | 0 | 1 |
| 1 | | POLICE OFFICER II | VACANT | | | | 1 | 87.50% | 1 | 0 | 1 |
| 1 | | POLICE SERGEANT | VACANT | | | | 1 | 87.50% | 1 | 0 | 1 |
| 1 | | POLICE SERGEANT | VACANT | | | | 1 | 87.50% | 1 | 0 | 1 |
| 1 | | ADMINISTRATIVE SPECIALIST I | VACANT | | | | 1 | 87.50% | 1 | 0 | 1 |
| 1 | | DRIVER'S LICENSE TECH II | VACANT | | | | 1 | 87.50% | 1 | 0 | 1 |
| 39 | | | | | | | | | 667,990 | 166,114 | 834,104 |

COMMONWEALTH OF THE NORTHERN MARIANA ISLANDS

DEPARTMENT: SECOND SENATORIAL DISTRICT

DIVISION: FIRE TINIAN

ORG: 13140100

| ORG | OBJECT | DESCRIPTION | 2022 ACTUAL | 2023 ACTUAL | 2024 BUDGET PL 23-09 | 2025 DEPARTMENT SUBMISSION | 2025 GOVERNOR'S PROPOSAL |
|------------------------|--------|----------------------------|----------------|----------------|----------------------------|----------------------------------|--------------------------------|
| 13140100 | 61000 | WAGES & SALARIES | 575,721 | 677,670 | 663,682 | 1,012,117 | 733,245 |
| 13140100 | 61010 | OVERTIME COMPENSATION | 4,713 | 20,259 | 0 | 0 | 0 |
| 13140100 | 61020 | HOLIDAY PAY | 310 | 9,089 | 0 | 0 | 0 |
| 13140100 | 61200 | BOARD & OTHER COMPENSATION | 2,331 | 0 | 0 | 0 | 0 |
| 13140100 | 62000 | FICA CONTRIBUTION | 36,151 | 43,835 | 0 | 62,751 | 45,461 |
| 13140100 | 62010 | MEDICARE CONTRIBUTION | 8,454 | 10,252 | 0 | 14,676 | 10,632 |
| 13140100 | 62100 | 401K EMPLOYER CONTRIBUTION | 12,178 | 17,176 | 0 | 29,411 | 19,118 |
| 13140100 | 62200 | HEALTH INSURANCE PREMIUM | 88,996 | 111,425 | 0 | 94,438 | 102,103 |
| 13140100 | 62211 | PERSONNEL INSURANCE | 2,829 | 4,202 | 0 | 18,218 | 5,475 |
| TOTAL PERSONNEL | | | 731,684 | 893,907 | 663,682 | 1,231,611 | 916,034 |
| 13140100 | 63100 | REPAIR AND MAINTENANCE | 1,754 | 10,069 | 0 | 100,000 | 0 |
| 13140100 | 63200 | PERSONNEL TRAINING COSTS | 0 | 0 | 0 | 30,000 | 0 |
| 13140100 | 64000 | ADMINISTRATIVE COSTS | 0 | 0 | 0 | 625 | 0 |
| 13140100 | 64090 | COMMUNICATIONS | 0 | 0 | 0 | 10,000 | 0 |
| 13140100 | 64800 | TRAVEL EXPENSES | 43,085 | 3,310 | 0 | 30,000 | 0 |
| 13140100 | 64900 | OTHER SERVICES & CHARGES | 150 | 0 | 0 | 0 | 0 |
| 13140100 | 65000 | OFFICE SUPPLIES | 100 | 0 | 0 | 1,000 | 0 |
| 13140100 | 65010 | OPERATIONAL SUPPLIES | 4,308 | 28,651 | 0 | 4,500 | 0 |
| 13140100 | 65020 | FOOD ITEMS | 999 | 0 | 0 | \$0.00 | 0 |
| 13140100 | 65030 | FUEL & LUBRICATE | 12,097 | 4,000 | 0 | 25,000 | 0 |
| 13140100 | 65040 | FURNITURE & FIXTURES | 0 | 7,795 | 0 | 0 | 0 |
| 13140100 | 65900 | FREIGHT AND HANDLING | 0 | 1,200 | 0 | 10,000 | 0 |
| 13140100 | 66000 | CAPITAL ASSETS | 0 | 9,575 | 0 | 0 | 0 |
| 13140100 | 66020 | IMPROVEMENTS | 0 | 0 | 0 | 75,000 | 0 |

COMMONWEALTH OF THE NORTHERN MARIANA ISLANDS

DEPARTMENT: SECOND SENATORIAL DISTRICT
DIVISION: FIRE TINIAN
ORG: 13140100

| ORG | OBJECT | DESCRIPTION | 2022 ACTUAL | 2023 ACTUAL | 2024 BUDGET PL 23-09 | 2025 DEPARTMENT SUBMISSION | 2025 GOVERNOR'S PROPOSAL |
|---|--------------|-----------------------|----------------|----------------|----------------------------|----------------------------------|--------------------------------|
| 13140100 | 66040 | MACHINERY | 0 | 0 | 0 | 50,000 | 0 |
| 13140100 | 66060 | VEHICLES | 0 | 0 | 0 | 50,000 | 0 |
| 13140100 | 66070 | TECHNOLOGY EQUIP | 1,598 | 0 | 0 | 1,000 | 0 |
| 13140100 | 69000 | OTHER EXPENSES | 0 | 5,000 | 6,807 | 8,569 | 0 |
| TOTAL OTHER EXPENSES | | | 64,092 | 69,599 | 6,807 | 395,694 | 0 |
| 13140100 | 64060 | UTILITIES | 4,203 | 0 | 0 | 40,000 | 0 |
| TOTAL PERSONNEL, OTHER EXPENSES, AND UTILITIES | | | 799,979 | 963,507 | 670,489 | 1,667,305 | 916,034 |
| 13140100 | 69010 | PUBLIC AUDITOR 1% FEE | 1,744 | 9,646 | 0 | 18,163 | 9,160 |
| GRAND TOTAL | | | 801,723 | 973,153 | 670,489 | 1,685,468 | 925,194 |
| NUMBER OF POSITIONS | | | 24 | 28 | 28 | 28 | 28 |

Budget Year: 2025

Department: Second Senatorial District - Tinian & Aguigan

Division/Activity: Fire Tinian

Org Code: 13140100

| NOP | Job Class Code | Position | Employee | Employee Number | Personnel Status Code | Pay Grade/Step | Annual Salary | Allocation Percent | Allocation Salary | Total Fringe Benefits | Total |
|-----|----------------|------------------------------|---------------------------------|-----------------|-----------------------|----------------|---------------|--------------------|-------------------|-----------------------|----------------|
| 1 | 6932 | RESIDENT DEPUTY COMMISSIONER | RAYMOND T. DELA CRUZ | 2406 | AP | UNG | 45,000 | 87.50% | 39,375 | 11,731 | 51,106 |
| 1 | 1016 | ADMINISTRATIVE OFFICER II | ELAINE R. DELA CRUZ | 2412 | FT | PL13/1 | 27,082 | 87.50% | 23,696 | 12,964 | 36,660 |
| 1 | 6001 | ASSISTANT FIRE CHIEF | AUGUSTINE L. DOSALUA JR. | 2415 | FT | PL19/5 | 58,450 | 87.50% | 51,143 | 15,984 | 67,127 |
| 1 | 6098 | FIRE CAPTAIN | MARVIN N. CRUZ | 2417 | FT | PL18/8 | 64,441 | 87.50% | 56,386 | 5,328 | 61,714 |
| 1 | 6097 | FIRE CREW SUPERVISOR | HEINZ B. CABRERA | 2411 | FT | PL17/1 | 43,616 | 87.50% | 38,164 | 5,133 | 43,297 |
| 1 | 6097 | FIRE CREW SUPERVISOR | JESSE M. PANGELINAN | 2429 | FT | PL17/1 | 43,616 | 87.50% | 38,164 | 5,133 | 43,297 |
| 1 | 6097 | FIRE CREW SUPERVISOR | JOSEPH RUDY B. SANTOS | 2405 | FT | PL17/1 | 43,616 | 87.50% | 38,164 | 14,757 | 52,922 |
| 1 | 6075 | FIREFIGHTER I | ADREIN A. CRUZ | 3878 | FT | PL08/1 | 28,115 | 87.50% | 24,601 | 2,866 | 27,467 |
| 1 | 6075 | FIREFIGHTER I | JOAQUIN A. REYES | 2629 | FT | PL08/1 | 21,219 | 87.50% | 18,567 | 2,163 | 20,730 |
| 1 | 6075 | FIREFIGHTER I | MARVIN Y. CRUZ JR | 2402 | FT | PL08/1 | 28,115 | 87.50% | 24,601 | 9,469 | 34,069 |
| 1 | 6075 | FIREFIGHTER I | RUDOLFO SHAI . LAZARO JR | 5641 | FT | PL08/1 | 28,115 | 87.50% | 24,601 | 14,460 | 39,061 |
| 1 | 6075 | FIREFIGHTER I | SYLVESTRE H. PALACIOS JR | 3897 | FT | PL08/1 | 28,115 | 87.50% | 24,601 | 2,866 | 27,467 |
| 1 | 6075 | FIREFIGHTER I | WILLIAM S. CING | 3879 | FT | PL08/1 | 28,115 | 87.50% | 24,601 | 2,866 | 27,467 |
| 1 | 6076 | FIREFIGHTER II | ALFONSO A. REYES | 2413 | FT | PL12/3 | 37,677 | 87.50% | 32,968 | 4,434 | 37,402 |
| 1 | 6076 | FIREFIGHTER II | ANA MARIA R. CABRERA | 3659 | FT | PL10/3 | 34,174 | 87.50% | 29,903 | 6,969 | 36,871 |
| 1 | 6076 | FIREFIGHTER II | CHRISTOPHER JOHN JOHN S. KING | 2424 | FT | PL10/3 | 34,174 | 87.50% | 29,903 | 14,635 | 44,537 |
| 1 | 6076 | FIREFIGHTER II | DONICIO U. REYES | 2389 | FT | PL10/4 | 35,883 | 87.50% | 31,398 | 14,809 | 46,206 |
| 1 | 6076 | FIREFIGHTER II | HENRY V. KING JR | 2384 | FT | PL10/3 | 34,174 | 87.50% | 29,903 | 6,969 | 36,871 |
| 1 | 6076 | FIREFIGHTER II | JEFFREY PETER C. REPEKI | 3540 | FT | PL10/3 | 34,174 | 87.50% | 29,903 | 6,969 | 36,871 |
| 1 | 6076 | FIREFIGHTER II | JONATHAN C. MANGLONA | 2431 | FT | PL10/4 | 35,883 | 87.50% | 31,398 | 2,402 | 33,800 |
| 1 | 6076 | FIREFIGHTER II | JOSEPH PAKA K. SABLAN | 2398 | FT | PL10/3 | 34,174 | 87.50% | 29,903 | 6,969 | 36,871 |
| 1 | 6076 | FIREFIGHTER II | MELTON ALLAN LAWRENCE R. ATALIG | 2396 | FT | PL10/3 | 34,174 | 87.50% | 29,903 | 5,773 | 35,675 |
| 1 | 6076 | FIREFIGHTER II | RITALENE M. LIZAMA | 2388 | FT | PL10/4 | 35,883 | 87.50% | 31,398 | 7,143 | 38,541 |
| 1 | 6075 | FIREFIGHTER I | VACANT | | FT | PL08/1 | 1 | 87.50% | 1 | 0 | 1 |
| 1 | 6075 | FIREFIGHTER I | VACANT | | FT | PL08/1 | 1 | 87.50% | 1 | 0 | 1 |
| 1 | 6075 | FIREFIGHTER I | VACANT | | FT | PL08/1 | 1 | 87.50% | 1 | 0 | 1 |
| 1 | 1015 | ADMINISTRATIVE OFFICER I | VACANT | | FT | PL11/1 | 1 | 87.50% | 1 | 0 | 1 |
| 1 | 0023 | ADMINISTRATIVE ASSISTANT | VACANT | | FT | PL05/1 | 1 | 87.50% | 1 | 0 | 1 |
| | | | | | | | | | 733,245 | 182,790 | 916,035 |

COMMONWEALTH OF THE NORTHERN MARIANA ISLANDS

DEPARTMENT: SECOND SENATORIAL DISTRICT

DIVISION: AGRICULTURE TINIAN

ORG: 13190700

| ORG | OBJECT | DESCRIPTION | 2022 ACTUAL | 2023 ACTUAL | 2024 BUDGET PL 23-09 | 2025 DEPARTMENT SUBMISSION | 2025 GOVERNOR'S PROPOSAL |
|-----------------------------|--------|----------------------------|----------------|----------------|----------------------------|----------------------------------|--------------------------------|
| 13190700 | 61000 | WAGES & SALARIES | 229,935 | 217,595 | 268,727 | 322,523 | 229,386 |
| 13190700 | 61020 | HOLIDAY PAY | 0 | 5,368 | 0 | 0 | 0 |
| 13190700 | 62000 | FICA CONTRIBUTION | 14,256 | 13,833 | 0 | 18,432 | 14,222 |
| 13190700 | 62010 | MEDICARE CONTRIBUTION | 3,334 | 3,235 | 0 | 4,311 | 3,326 |
| 13190700 | 62100 | 401K EMPLOYER CONTRIBUTION | 1,253 | 1,836 | 0 | 0 | 1,400 |
| 13190700 | 62101 | RETIREMENT CONTRIBUTIONS | 6,473 | 7,567 | 0 | 2,450 | 6,448 |
| 13190700 | 62200 | HEALTH INSURANCE PREMIUM | 24,444 | 27,678 | 0 | 0 | 25,438 |
| 13190700 | 62211 | PERSONNEL INSURANCE | 2,927 | 3,558 | 0 | 810 | 3,826 |
| TOTAL PERSONNEL | | | 282,622 | 280,671 | 268,727 | 348,526 | 284,046 |
| 13190700 | 63100 | REPAIR AND MAINTENANCE | 2,315 | 60 | 0 | 50,000 | 0 |
| 13190700 | 64090 | COMMUNICATIONS | 1,638 | 856 | 0 | 8,000 | 0 |
| 13190700 | 64110 | ADVERTISING | 0 | 210 | 0 | 0 | 0 |
| 13190700 | 64790 | RENTAL-OTHERS | 80 | 0 | 0 | 0 | 0 |
| 13190700 | 65000 | OFFICE SUPPLIES | 1,467 | 157 | 0 | 10,000 | 0 |
| 13190700 | 65010 | OPERATIONAL SUPPLIES | 711 | 945 | 0 | 20,000 | 0 |
| 13190700 | 65030 | FUEL & LUBRICATE | 18,953 | 1,500 | 0 | 40,000 | 0 |
| 13190700 | 65900 | FREIGHT AND HANDLING | 183 | 65 | 0 | 0 | 0 |
| 13190700 | 66000 | CAPITAL ASSETS | 2,250 | 1,800 | 0 | 0 | 0 |
| 13190700 | 66040 | MACHINERY | 0 | 0 | 0 | 50,000 | 0 |
| 13190700 | 66070 | TECHNOLOGY EQUIP | 1,538 | 0 | 0 | 0 | 0 |
| 13190700 | 66900 | NON-CAPITAL ASSETS | 0 | 371 | 0 | 0 | 0 |
| 13190700 | 69000 | OTHER EXPENSES | 0 | 0 | 2,763 | 0 | 0 |
| TOTAL OTHER EXPENSES | | | 29,135 | 5,963 | 2,763 | 178,000 | 0 |

COMMONWEALTH OF THE NORTHERN MARIANA ISLANDS

DEPARTMENT: SECOND SENATORIAL DISTRICT
DIVISION: AGRICULTURE TINIAN
ORG: 13190700

| ORG | OBJECT | DESCRIPTION | 2022 ACTUAL | 2023 ACTUAL | 2024 BUDGET PL 23-09 | 2025 DEPARTMENT SUBMISSION | 2025 GOVERNOR'S PROPOSAL |
|--|--------|-----------------------|----------------|----------------|----------------------------|----------------------------------|--------------------------------|
| 13190700 | 64060 | UTILITIES | 0 | 0 | 0 | 50,000 | 0 |
| TOTAL PERSONNEL, OTHER EXPENSES, AND UTILITIES | | | 311,757 | 286,633 | 271,490 | 576,526 | 284,046 |
| 13190700 | 69010 | PUBLIC AUDITOR 1% FEE | 44,426 | 2,719 | 0 | 0 | 2,840 |
| GRAND TOTAL | | | 356,183 | 289,352 | 271,490 | 576,526 | 286,886 |
| NUMBER OF POSITIONS | | | 10 | 10 | 10 | 10 | 9 |

GENERAL FUND

Budget Year: 2025

Department: Second Senatorial District - Tinian & Aguigan

Division/Activity: Agriculture Tinian

Org Code: 13190700

| NOP | Job Class Code | Position | Employee | Employee Number | Personnel Status Code | Pay Grade/Step | Annual Salary | Allocation Percent | Allocation Salary | Total Fringe Benefits | Total |
|----------|----------------|--------------------------------|------------------------|-----------------|-----------------------|----------------|---------------|--------------------|-------------------|-----------------------|----------------|
| 1 | 9100 | RESIDENT DEPARTMENT HEAD | GUILLERMO C. BORJA | 1280 | AP | UNG | 40,000 | 87.50% | 35,000 | 10,451 | 45,451 |
| 1 | 8394 | EQUIPMENT OPERATOR III | VICTOR S. SHAI | 1296 | FT | PL03/9 | 24,564 | 87.50% | 21,493 | 2,031 | 23,524 |
| 1 | 8807 | TRADES TECHNICIAN I | JUAN A. CABRERA | 1300 | FT | PL05/5 | 22,280 | 87.50% | 19,495 | 1,842 | 21,337 |
| 1 | 1015 | ADMINISTRATIVE OFFICER I | CORRINE H. SAN NICOLAS | 1320 | FT | PL11/9 | 36,292 | 87.50% | 31,755 | 3,001 | 34,756 |
| 1 | 1176 | ASST. RESIDENT DEPARTMENT HEAD | ESTEVAN P. CABRERA | 1359 | FT | PL13/9 | 40,012 | 87.50% | 35,010 | 11,853 | 46,863 |
| 1 | 8819 | TRADES SPECIALIST II | RUDOLFO S. LAZARO | 1373 | FT | PL13/5 | 32,918 | 87.50% | 28,803 | 13,873 | 42,676 |
| 1 | 8394 | EQUIPMENT OPERATOR III | MANUEL N. CRUZ JR | 1383 | FT | PL03/9 | 24,564 | 87.50% | 21,493 | 8,479 | 29,972 |
| 1 | 4068 | ANIMAL HEALTH CLINIC TECH. | FABROS A. MUNA | 1390 | FT | PL04/6 | 22,280 | 87.50% | 19,495 | 1,842 | 21,337 |
| 1 | 0023 | ADMINISTRATIVE ASSISTANT | LYN F. BORJA | 2583 | FT | PL05/2 | 19,246 | 87.50% | 16,841 | 1,288 | 18,129 |
| 9 | | | | | | | | | 229,386 | 54,661 | 284,046 |

COMMONWEALTH OF THE NORTHERN MARIANA ISLANDS

DEPARTMENT: SECOND SENATORIAL DISTRICT

DIVISION: FISH AND WILDLIFE TINIAN

ORG: 13190800

| ORG | OBJECT | DESCRIPTION | 2022 ACTUAL | 2023 ACTUAL | 2024 BUDGET PL 23-09 | 2025 DEPARTMENT SUBMISSION | 2025 GOVERNOR'S PROPOSAL |
|---|--------------|----------------------------|----------------|----------------|----------------------------|----------------------------------|--------------------------------|
| 13190800 | 61000 | WAGES & SALARIES | 54,964 | 45,213 | 154,150 | 133,217 | 62,726 |
| 13190800 | 61020 | HOLIDAY PAY | 0 | 626 | 0 | 0 | 0 |
| 13190800 | 61200 | BOARD & OTHER COMPENSATION | 2,171 | 0 | 0 | 0 | 0 |
| 13190800 | 62000 | FICA CONTRIBUTION | 3,408 | 2,842 | 0 | 7,512 | 3,889 |
| 13190800 | 62010 | MEDICARE CONTRIBUTION | 797 | 665 | 0 | 1,757 | 910 |
| 13190800 | 62100 | 401K EMPLOYER CONTRIBUTION | 1,495 | 1,769 | 0 | 0 | 1,898 |
| 13190800 | 62101 | RETIREMENT CONTRIBUTIONS | 5,052 | 0 | 0 | 2,277 | 0 |
| 13190800 | 62200 | HEALTH INSURANCE PREMIUM | 3,615 | 4,086 | 0 | 0 | 3,485 |
| 13190800 | 62211 | PERSONNEL INSURANCE | 894 | 754 | 0 | 487 | 854 |
| TOTAL PERSONNEL | | | 72,394 | 55,954 | 154,150 | 145,250 | 73,762 |
| 13190800 | 63100 | REPAIR AND MAINTENANCE | 539 | 0 | 0 | 20,000 | 0 |
| 13190800 | 64090 | COMMUNICATIONS | 0 | 233 | 0 | 0 | 0 |
| 13190800 | 64100 | PRINTING AND PHOTOCOPYING | 95 | 474 | 0 | 0 | 0 |
| 13190800 | 64800 | TRAVEL EXPENSES | 916 | 916 | 0 | 0 | 0 |
| 13190800 | 65000 | OFFICE SUPPLIES | 0 | 0 | 0 | 5,000 | 0 |
| 13190800 | 65010 | OPERATIONAL SUPPLIES | 1,039 | 62 | 0 | 20,000 | 0 |
| 13190800 | 65030 | FUEL & LUBRICATE | 489 | 2,660 | 0 | 50,000 | 0 |
| 13190800 | 65900 | FREIGHT AND HANDLING | 0 | 128 | 0 | 0 | 0 |
| 13190800 | 66060 | VEHICLES | 0 | 0 | 0 | 50,000 | 0 |
| 13190800 | 69000 | OTHER EXPENSES | 0 | 0 | 1,582 | 0 | 0 |
| TOTAL OTHER EXPENSES | | | 3,078 | 4,473 | 1,582 | 145,000 | 0 |
| 13190800 | 64060 | UTILITIES | 0 | 0 | 0 | 0 | 0 |
| TOTAL PERSONNEL, OTHER EXPENSES, AND UTILITIES | | | 75,472 | 60,427 | 155,732 | 290,250 | 73,762 |

COMMONWEALTH OF THE NORTHERN MARIANA ISLANDS

DEPARTMENT: SECOND SENATORIAL DISTRICT
DIVISION: FISH AND WILDLIFE TINIAN
ORG: 13190800

| ORG | OBJECT | DESCRIPTION | 2022 ACTUAL | 2023 ACTUAL | 2024 BUDGET PL 23-09 | 2025 DEPARTMENT SUBMISSION | 2025 GOVERNOR'S PROPOSAL |
|----------------------------|--------|-----------------------|----------------|----------------|----------------------------|----------------------------------|--------------------------------|
| 13190800 | 69010 | PUBLIC AUDITOR 1% FEE | 1,057 | 1,616 | 0 | 0 | 738 |
| GRAND TOTAL | | | 76,529 | 62,043 | 155,732 | 290,250 | 74,500 |
| NUMBER OF POSITIONS | | | 4 | 5 | 5 | 5 | 5 |

GENERAL FUND

Budget Year: 2025

Department: Second Senatorial District - Tinian & Aguigan
Division/Activity: Fish & Wildlife Tinian
Org Code: 13190800

| NOP | Job Class Code | Position | Employee | Employee Number | Personnel Status Code | Pay Grade/Step | Annual Salary | Allocation Percent | Allocation Salary | Total Fringe Benefits | Total |
|----------|----------------|--------------------------|------------------------|-----------------|-----------------------|----------------|---------------|--------------------|-------------------|-----------------------|---------------|
| 1 | 6022 | CONSERVATION OFFICER II | CHAD ELLIE B. PALACIOS | 1366 | FT | PL12/3 | 28,436 | 87.50% | 24,881 | 3,347 | 28,228 |
| 1 | 6021 | CONSERVATION OFFICER I | VINCENT LEE A. MUNA | 1371 | FT | PL10/3 | 25,792 | 87.50% | 22,568 | 6,520 | 29,088 |
| 1 | 6017 | CONSERVATION INSPECTOR I | JAMES A. MANGLONA JR | 2058 | FT | PL03/2 | 17,457 | 87.50% | 15,275 | 1,169 | 16,443 |
| 1 | 6021 | CONSERVATION OFFICER I | VACANT | | FT | | 1 | 87.50% | 1 | 0 | 1 |
| 1 | 6021 | CONSERVATION OFFICER I | VACANT | | FT | | 1 | 87.50% | 1 | 0 | 1 |
| 5 | | | | | | | | | 62,726 | 11,036 | 73,761 |

COMMONWEALTH OF THE NORTHERN MARIANA ISLANDS

DEPARTMENT: SECOND SENATORIAL DISTRICT
DIVISION: PARKS AND RECREATION TINIAN
ORG: 13190400

| ORG | OBJECT | DESCRIPTION | 2022 ACTUAL | 2023 ACTUAL | 2024 BUDGET PL 23-09 | 2025 DEPARTMENT SUBMISSION | 2025 GOVERNOR'S PROPOSAL |
|---|--------------|----------------------------|----------------|----------------|----------------------------|----------------------------------|--------------------------------|
| 13190400 | 61000 | WAGES & SALARIES | 31,961 | 59,384 | 63,767 | 76,294 | 58,261 |
| 13190400 | 61020 | HOLIDAY PAY | 0 | 1,946 | 0 | 0 | 0 |
| 13190400 | 62000 | FICA CONTRIBUTION | 1,982 | 3,803 | 0 | 4,334 | 3,612 |
| 13190400 | 62010 | MEDICARE CONTRIBUTION | 464 | 889 | 0 | 1,014 | 845 |
| 13190400 | 62100 | 401K EMPLOYER CONTRIBUTION | 276 | 595 | 0 | 0 | 860 |
| 13190400 | 62101 | RETIREMENT CONTRIBUTIONS | 0 | 0 | 0 | 1,032 | 0 |
| 13190400 | 62211 | PERSONNEL INSURANCE | 316 | 354 | 0 | 0 | 387 |
| TOTAL PERSONNEL | | | 34,998 | 66,972 | 63,767 | 82,674 | 63,965 |
| 13190400 | 63100 | REPAIR AND MAINTENANCE | 704 | 0 | 0 | 50,000 | 0 |
| 13190400 | 65010 | OPERATIONAL SUPPLIES | 581 | 614 | 0 | 20,000 | 0 |
| 13190400 | 65030 | FUEL & LUBRICATE | 3,012 | 0 | 0 | 40,000 | 0 |
| 13190400 | 65900 | FREIGHT AND HANDLING | 28 | 0 | 0 | 50,000 | 0 |
| 13190400 | 66060 | VEHICLES | 0 | 0 | 0 | 0 | 0 |
| 13190400 | 69000 | OTHER EXPENSES | 0 | 0 | 656 | 0 | 0 |
| TOTAL OTHER EXPENSES | | | 4,324 | 614 | 656 | 160,000 | 0 |
| 13190400 | 64060 | UTILITIES | 0 | 0 | 0 | 0 | 0 |
| TOTAL PERSONNEL, OTHER EXPENSES, AND UTILITIES | | | 39,322 | 67,585 | 64,423 | 242,674 | 63,965 |
| 13190400 | 69010 | PUBLIC AUDITOR 1% FEE | 2,944 | 739 | 0 | 0 | 640 |
| GRAND TOTAL | | | 42,266 | 68,324 | 64,423 | 242,674 | 64,605 |
| NUMBER OF POSITIONS | | | 3 | 3 | 3 | 3 | 3 |

Budget Year: 2025

Department: Second Senatorial District - Tinian & Aguigan

Division/Activity: Parks & Recreation Tinian

Org Code: 13190400

| NOP | Job Class Code | Position | Employee | Employee Number | Personnel Status Code | Pay Grade/Step | Annual Salary | Allocation Percent | Allocation Salary | Total Fringe Benefits | Total |
|----------|----------------|------------------------|----------------------|-----------------|-----------------------|----------------|---------------|--------------------|-------------------|-----------------------|---------------|
| 1 | 8394 | EQUIPMENT OPERATOR III | MANEL J. DELA CRUZ | 1350 | FT | PL03/9 | 24,564 | 87.50% | 21,493 | 1,644 | 23,137 |
| 1 | 8394 | EQUIPMENT OPERATOR III | JESSE P. SAN NICOLAS | 1378 | FT | PL03/9 | 24,564 | 87.50% | 21,493 | 2,891 | 24,384 |
| 1 | 8393 | EQUIPMENT OPERATOR II | RUDY JOHN K. SABLAN | 2399 | FT | PL02/3 | 17,457 | 87.50% | 15,275 | 1,169 | 16,443 |
| 3 | | | | | | | | | 58,261 | 5,704 | 63,965 |

COMMONWEALTH OF THE NORTHERN MARIANA ISLANDS

DEPARTMENT: SECOND SENATORIAL DISTRICT
DIVISION: SOIL AND WATER CONSERVATION TINIAN
ORG: 13190500

| ORG | OBJECT | DESCRIPTION | 2022 ACTUAL | 2023 ACTUAL | 2024 BUDGET PL 23-09 | 2025 DEPARTMENT SUBMISSION | 2025 GOVERNOR'S PROPOSAL |
|---|--------|----------------------------|----------------|----------------|----------------------------|----------------------------------|--------------------------------|
| 11510100 | 61000 | WAGES & SALARIES | 0 | 0 | 1 | 23,985 | 1 |
| 11510100 | 61010 | OVERTIME COMPENSATION | 0 | 0 | 0 | 0 | 0 |
| 11510100 | 61020 | HOLIDAY PAY | 0 | 0 | 0 | 0 | 0 |
| 11510100 | 62000 | FICA CONTRIBUTION | 0 | 0 | 0 | 1,381 | 0 |
| 11510100 | 62010 | MEDICARE CONTRIBUTION | 0 | 0 | 0 | 323 | 0 |
| 11510100 | 62100 | 401K EMPLOYER CONTRIBUTION | 0 | 0 | 0 | 0 | 0 |
| 11510100 | 62200 | HEALTH INSURANCE PREMIUM | 0 | 0 | 0 | 0 | 0 |
| 11510100 | 62211 | PERSONNEL INSURANCE | 0 | 0 | 0 | 0 | 0 |
| TOTAL PERSONNEL | | | 0 | 0 | 1 | 25,689 | 1 |
| 11510100 | 65000 | OFFICE SUPPLIES | 0 | 0 | 0 | 1,200 | 0 |
| 11510100 | 69000 | OTHER EXPENSES | 0 | 0 | 1 | 0 | 1 |
| 11510100 | 69200 | MERIT CASH AWARD | 0 | 0 | 0 | 0 | 0 |
| TOTAL OTHER EXPENSES | | | 0 | 0 | 1 | 1,200 | 1 |
| 11510100 | 64060 | UTILITIES | 0 | 0 | 0 | 0 | 0 |
| TOTAL PERSONNEL, OTHER EXPENSES, AND UTILITIES | | | 0 | 0 | 2 | 26,889 | 2 |
| 11510100 | 69010 | PUBLIC AUDITOR 1% FEE | 0 | 0 | 0 | 0 | 0 |
| GRAND TOTAL | | | 0 | 0 | 2 | 26,889 | 2 |
| NUMBER OF POSITIONS | | | 0 | 0 | 1 | 1 | 1 |

Budget Year: 2025

Department: Second Senatorial District - Tinian & Aguigan
Division/Activity: Soil and Water Conservation Tinian
Org Code: 13190500

| NOP | Job Class Code | Position | Employee | Employee Number | Personnel Status Code | Pay Grade/Step | Annual Salary | Allocation Percent | Allocation Salary | Total Fringe Benefits | Total |
|-----|----------------|----------------------------|----------|-----------------|-----------------------|----------------|---------------|--------------------|-------------------|-----------------------|-------|
| 1 | 8394 | SOIL AND WATER COORDINATOR | VACANT | | | | - | 87.50% | - | - | - |
| 1 | | | | | | | | | - | - | - |

COMMONWEALTH OF THE NORTHERN MARIANA ISLANDS

DEPARTMENT: SECOND SENATORIAL DISTRICT
DIVISION: OPERATIONS AND MAINTENANCE TINIAN
ORG: 13200100

| ORG | OBJECT | DESCRIPTION | 2022 | 2023 | 2024 | 2025 | 2025 |
|------------------------|--------|----------------------------|----------------|----------------|--------------------|--------------------------|------------------------|
| | | | ACTUAL | ACTUAL | BUDGET PL 23-09 | DEPARTMENT SUBMISSION | GOVERNOR'S PROPOSAL |
| 13200100 | 61000 | WAGES & SALARIES | 132,363 | 136,462 | 263,097 | 230,000 | 172,360 |
| 13200100 | 61020 | HOLIDAY PAY | 0 | 3,968 | 0 | 0 | 0 |
| 13200100 | 62000 | FICA CONTRIBUTION | 8,206 | 8,707 | 0 | 14,318 | 10,686 |
| 13200100 | 62010 | MEDICARE CONTRIBUTION | 1,919 | 2,036 | 0 | 3,349 | 2,499 |
| 13200100 | 62100 | 401K EMPLOYER CONTRIBUTION | 1,728 | 3,287 | 0 | 0 | 3,775 |
| 13200100 | 62101 | RETIREMENT CONTRIBUTIONS | 0 | 0 | 0 | 86,346 | 0 |
| 13200100 | 62200 | HEALTH INSURANCE PREMIUM | 7,564 | 15,544 | 0 | 38,333 | 14,288 |
| 13200100 | 62211 | PERSONNEL INSURANCE | 1,573 | 2,123 | 0 | 4,157 | 1,843 |
| TOTAL PERSONNEL | | | 153,354 | 172,127 | 263,097 | 376,503 | 205,451 |
| 13200100 | 63100 | REPAIR AND MAINTENANCE | 14,281 | 13,947 | 0 | 55,000 | 0 |
| 13200100 | 63300 | CLEANING SERVICES | 0 | 210 | 0 | 1,000 | 0 |
| 13200100 | 64090 | COMMUNICATIONS | 11,053 | 1,460 | 0 | 8,000 | 0 |
| 13200100 | 64100 | PRINTING AND PHOTOCOPYING | 655 | 0 | 0 | 1,000 | 0 |
| 13200100 | 64740 | RENTAL-HEAVY EQUIPMENTS | 28,328 | 2,791 | 0 | 20,000 | 0 |
| 13200100 | 64800 | TRAVEL EXPENSES | 10,079 | 1,703 | 0 | 15,000 | 0 |
| 13200100 | 64900 | OTHER SERVICES & CHARGES | 0 | 3,030 | 0 | 0 | 0 |
| 13200100 | 65000 | OFFICE SUPPLIES | 306 | 70 | 0 | 1,000 | 0 |
| 13200100 | 65010 | OPERATIONAL SUPPLIES | 8,579 | 7,857 | 0 | 15,000 | 0 |
| 13200100 | 65030 | FUEL & LUBRICATE | 24,283 | 11,564 | 0 | 50,000 | 0 |
| 13200100 | 65040 | FURNITURE & FIXTURES | 0 | 679 | 0 | 0 | 0 |
| 13200100 | 65900 | FREIGHT AND HANDLING | 5,878 | 5,635 | 0 | 5,000 | 0 |
| 13200100 | 66000 | CAPITAL ASSETS | 81,366 | 0 | 0 | 0 | 0 |
| 13200100 | 66040 | MACHINERY | 0 | 40,514 | 0 | 15,000 | 0 |
| 13200100 | 66070 | TECHNOLOGY EQUIP | 220 | 0 | 0 | 0 | 0 |

COMMONWEALTH OF THE NORTHERN MARIANA ISLANDS

DEPARTMENT: SECOND SENATORIAL DISTRICT
DIVISION: OPERATIONS AND MAINTENANCE TINIAN
ORG: 13200100

| ORG | OBJECT | DESCRIPTION | 2022 ACTUAL | 2023 ACTUAL | 2024 BUDGET PL 23-09 | 2025 DEPARTMENT SUBMISSION | 2025 GOVERNOR'S PROPOSAL |
|---|--------------|-----------------------|----------------|----------------|----------------------------|----------------------------------|--------------------------------|
| 13200100 | 66900 | NON-CAPITAL ASSETS | 0 | 668 | 0 | 0 | 0 |
| 13200100 | 69000 | OTHER EXPENSES | 0 | 1,000 | 2,705 | 0 | 0 |
| TOTAL OTHER EXPENSES | | | 185,028 | 91,127 | 2,705 | 186,000 | 0 |
| 13200100 | 64060 | UTILITIES | 776 | 0 | 0 | 17,000 | 0 |
| TOTAL PERSONNEL, OTHER EXPENSES, AND UTILITIES | | | 339,158 | 263,255 | 265,802 | 579,503 | 205,451 |
| 13200100 | 69010 | PUBLIC AUDITOR 1% FEE | 1,086 | 3,604 | 0 | 0 | 2,055 |
| GRAND TOTAL | | | 340,244 | 266,859 | 265,802 | 579,503 | 207,506 |
| NUMBER OF POSITIONS | | | 9 | 12 | 14 | 20 | 9 |

GENERAL FUND

Budget Year: 2025

Department: Second Senatorial District - Tinian & Aguigan

Division/Activity: Operation & Maintenance

Org Code: 13200100

| NOP | Job Class Code | Position | Employee | Employee Number | Personnel Status Code | Pay Grade/Step | Annual Salary | Allocation Percent | Allocation Salary | Total Fringe Benefits | Total |
|----------|----------------|--------------------------------|------------------------------|-----------------|-----------------------|----------------|---------------|--------------------|-------------------|-----------------------|----------------|
| 1 | 9100 | RESIDENT DEPARTMENT HEAD | JOAL D. UNTALAN | 3391 | AP | UNG | 40,000 | 87.50% | 35,000 | 11,851 | 46,851 |
| 1 | 8392 | EQUIPMENT OPERATOR I | ANTHONY M. AQUININGOC JR | 3179 | PB | PL02/1 | 15,834 | 87.50% | 13,855 | 1,614 | 15,469 |
| 1 | 8953 | BUILDING INSPECTOR | DAVID B. EVANGELISTA | 3393 | ES | UNG | 25,000 | 87.50% | 21,875 | 2,067 | 23,942 |
| 1 | 8394 | EQUIPMENT OPERATOR III | JOAQUIN P. ADRIANO JR | 3424 | FT | PL03/2 | 17,457 | 87.50% | 15,275 | 2,054 | 17,329 |
| 1 | 1176 | ASST. RESIDENT DEPARTMENT HEAD | JOAQUIN RANDOLF L. BORJA | 3499 | PB | PL13/6 | 34,564 | 87.50% | 30,243 | 11,211 | 41,455 |
| 1 | 8392 | EQUIPMENT OPERATOR I | ROBBIN VIRGIL C. SECHARMIDAL | 4862 | PB | PL02/1 | 15,834 | 87.50% | 13,855 | 1,060 | 14,915 |
| 1 | 0044 | CLERK II | MARLA MARANTHA C. SABLAN | 5541 | PB | PL01/3 | 16,626 | 87.50% | 14,547 | 1,113 | 15,660 |
| 1 | 8392 | EQUIPMENT OPERATOR I | ERVIN LUIS P. LIZAMA | 5604 | PB | PL02/1 | 15,834 | 87.50% | 13,855 | 1,060 | 14,915 |
| 1 | 8392 | EQUIPMENT OPERATOR I | LEOBERT STEVEN M. BORJA | 5691 | PB | PL02/1 | 15,834 | 87.50% | 13,855 | 1,060 | 14,915 |
| 9 | | | | | | | | | 172,360 | 33,091 | 205,451 |

COMMONWEALTH OF THE NORTHERN MARIANA ISLANDS

DEPARTMENT: SECOND SENATORIAL DISTRICT

DIVISION: TINIAN PUBLIC LIBRARY

ORG: 13880900

| ORG | OBJECT | DESCRIPTION | 2022 ACTUAL | 2023 ACTUAL | 2024 BUDGET PL 23-09 | 2025 DEPARTMENT SUBMISSION | 2025 GOVERNOR'S PROPOSAL |
|---|--------|----------------------------|----------------|----------------|----------------------------|----------------------------------|--------------------------------|
| 13880900 | 61000 | WAGES & SALARIES | 0 | 29,961 | 54,878 | 0 | 49,875 |
| 13880900 | 61020 | HOLIDAY PAY | 0 | 1,498 | 0 | 0 | 0 |
| 13880900 | 62000 | FICA CONTRIBUTION | 0 | 1,951 | 0 | 0 | 3,092 |
| 13880900 | 62010 | MEDICARE CONTRIBUTION | 0 | 456 | 0 | 0 | 723 |
| 13880900 | 62100 | 401K EMPLOYER CONTRIBUTION | 0 | 781 | 0 | 0 | 1,330 |
| 13880900 | 62211 | PERSONNEL INSURANCE | 0 | 570 | 0 | 0 | 898 |
| TOTAL PERSONNEL | | | 0 | 35,217 | 54,878 | 0 | 55,918 |
| 13880900 | 69000 | OTHER EXPENSES | 0 | 0 | 564 | 0 | 0 |
| TOTAL OTHER EXPENSES | | | 0 | 0 | 564 | 0 | 0 |
| 13880900 | 64060 | UTILITIES | 0 | 0 | 0 | 0 | 0 |
| TOTAL PERSONNEL, OTHER EXPENSES, AND UTILITIES | | | 0 | 35,217 | 55,442 | 0 | 55,918 |
| 13880900 | 69010 | PUBLIC AUDITOR 1% FEE | 50 | 533 | 0 | 0 | 559 |
| GRAND TOTAL | | | 50 | 35,750 | 55,442 | 0 | 56,477 |
| NUMBER OF POSITIONS | | | 3 | 3 | 3 | 0 | 3 |

Budget Year: 2025

Department: Second Senatorial District - Tinian & Aguigan

Division/Activity: Tinian Public Library

Org Code: 138809000

| NOP | Job Class Code | Position | Employee | Employee Number | Personnel Status Code | Pay Grade/Step | Annual Salary | Allocation Percent | Allocation Salary | Total Fringe Benefits | Total |
|----------|----------------|--------------------------------|--------------------------|-----------------|-----------------------|----------------|---------------|--------------------|-------------------|-----------------------|---------------|
| 1 | 1663 | LIBRARIAN AIDE | MA JENE A. BORJA | 2504 | ES | UNG | 19,000 | 87.50% | 16,625 | 1,571 | 18,196 |
| 1 | 1663 | LIBRARIAN AIDE | TRACEY BESSIE K. CABRERA | 2699 | FT | UNG | 19,000 | 87.50% | 16,625 | 2,236 | 18,861 |
| 1 | 3361 | MAYOR'S DEPARTMENTAL ASSISTANT | KENNETH B. PANGELINAN | 3634 | ES | UNG | 19,000 | 87.50% | 16,625 | 2,236 | 18,861 |
| 3 | | | | | | | | | 49,875 | 6,043 | 55,918 |

COMMONWEALTH OF THE NORTHERN MARIANA ISLANDS

DEPARTMENT: THIRD SENATORIAL DISTRICT

DIVISION: MAYOR SAIPAN

ORG: 11270100

| ORG | OBJECT | DESCRIPTION | 2022 ACTUAL | 2023 ACTUAL | 2024 BUDGET PL 23-09 | 2025 DEPARTMENT SUBMISSION | 2025 GOVERNOR'S PROPOSAL |
|------------------------|--------|----------------------------|------------------|----------------|----------------------------|----------------------------------|--------------------------------|
| 11270100 | 61000 | WAGES & SALARIES | 1,780,868 | 688,537 | 777,091 | 2,176,538 | 2,005,000 |
| 11270100 | 61010 | OVERTIME COMPENSATION | 49,538 | 6,408 | 0 | | 0 |
| 11270100 | 61020 | HOLIDAY PAY | 5,065 | 30,571 | 0 | | 0 |
| 11270100 | 62000 | FICA CONTRIBUTION | 113,800 | 41,701 | 0 | 134,945 | 124,310 |
| 11270100 | 62010 | MEDICARE CONTRIBUTION | 26,615 | 7,058 | 0 | 31,560 | 29,072 |
| 11270100 | 62100 | 401K EMPLOYER CONTRIBUTION | 17,475 | 5,201 | 0 | 0 | 13,108 |
| 11270100 | 62101 | RETIREMENT CONTRIBUTIONS | 30,003 | 28,043 | 0 | 28,043 | 22,500 |
| 11270100 | 62200 | HEALTH INSURANCE PREMIUM | 91,659 | 38,960 | 0 | 68,649 | 97,401 |
| 11270100 | 62211 | PERSONNEL INSURANCE | 14,669 | 5,111 | 0 | 38,665 | 12,752 |
| TOTAL PERSONNEL | | | 2,129,692 | 851,590 | 777,091 | 2,478,400 | 2,304,143 |
| 11270100 | 63000 | PROFESSIONAL SERVICES | 45,000 | 0 | 0 | 26,000 | 0 |
| 11270100 | 63001 | OFFICIAL REPRESENTATION | 8,033 | 1,534 | 0 | 70,000 | 0 |
| 11270100 | 63100 | REPAIR AND MAINTENANCE | 11,385 | 27,430 | 0 | 523,700 | 0 |
| 11270100 | 63200 | PERSONNEL TRAINING COSTS | 0 | 0 | 0 | 73,000 | 0 |
| 11270100 | 63300 | CLEANING SERVICES | 698 | 385 | 0 | 9,380 | 0 |
| 11270100 | 64080 | DUES AND SUBSCRIPTIONS | 135 | 0 | 0 | 21,000 | 0 |
| 11270100 | 64090 | COMMUNICATIONS | 2,281 | 0 | 0 | \$52,875.00 | 0 |
| 11270100 | 64100 | PRINTING AND PHOTOCOPYING | 1,522 | 205 | 0 | 28,300 | 0 |
| 11270100 | 64110 | ADVERTISING | 6,750 | 367 | 0 | 11,000 | 0 |
| 11270100 | 64700 | RENTAL-VEHICLES | 0 | 0 | 0 | 2,000 | 0 |
| 11270100 | 64720 | RENTAL-OFFICES | 110,000 | 61,322 | 0 | 0 | 0 |
| 11270100 | 64730 | RENTAL-OFFICE EQUIPMENT | 252 | 2,269 | 0 | 0 | 0 |
| 11270100 | 64740 | RENTAL-HEAVY EQUIPMENTS | 12,820 | 10,260 | 0 | 20,000 | 0 |
| 11270100 | 64790 | RENTAL-OTHERS | 4,220 | 3,703 | 0 | 1,000 | 0 |

COMMONWEALTH OF THE NORTHERN MARIANA ISLANDS

DEPARTMENT: THIRD SENATORIAL DISTRICT

DIVISION: MAYOR SAIPAN

ORG: 11270100

| ORG | OBJECT | DESCRIPTION | 2022 ACTUAL | 2023 ACTUAL | 2024 BUDGET PL 23-09 | 2025 DEPARTMENT SUBMISSION | 2025 GOVERNOR'S PROPOSAL |
|---|--------------|------------------------------|------------------|----------------|----------------------------|----------------------------------|--------------------------------|
| 11270100 | 64800 | TRAVEL EXPENSES | 334 | 797 | 0 | 100,000 | 0 |
| 11270100 | 64900 | OTHER SERVICES & CHARGES | 290 | 0 | 0 | 1,000 | 0 |
| 11270100 | 65000 | OFFICE SUPPLIES | 784 | 1,740 | 0 | 35,520 | 0 |
| 11270100 | 65010 | OPERATIONAL SUPPLIES | 17,510 | 10,766 | 0 | 397,324 | 0 |
| 11270100 | 65030 | FUEL & LUBRICATE | 356 | 0 | 0 | 232,912 | 0 |
| 11270100 | 65040 | FURNITURE & FIXTURES | 5,059 | 0 | 0 | 0 | 0 |
| 11270100 | 66020 | IMPROVEMENTS | 0 | 0 | 0 | 30,000 | 0 |
| 11270100 | 66040 | MACHINERY | 0 | 4,825 | 0 | 0 | 0 |
| 11270100 | 66070 | TECHNOLOGY EQUIP | 0 | 0 | 0 | 8,000 | 0 |
| 11270100 | 69000 | OTHER EXPENSES | 11 | 781 | 7,942 | 650 | 0 |
| 11270100 | 69110 | CONTRIBUTIONS / DONATIONS | 5,575 | 480 | 0 | 100,000 | 0 |
| TOTAL OTHER EXPENSES | | | 233,015 | 126,864 | 7,942 | 1,743,661 | 0 |
| 11270100 | 64060 | UTILITIES | 6,840 | 2,013 | 0 | 46,058 | 0 |
| TOTAL PERSONNEL, OTHER EXPENSES, AND UTILITIES | | | 2,369,547 | 980,467 | 785,033 | 4,268,119 | 2,304,143 |
| 11270100 | 69010 | PUBLIC AUDITOR 1% FEE | 3,857 | 8,170 | 0 | 0 | 23,041 |
| GRAND TOTAL | | | 2,373,404 | 988,637 | 785,033 | 4,268,119 | 2,327,184 |
| NUMBER OF POSITIONS | | | 81 | 81 | 81 | 88 | 81 |

GENERAL FUND

Budget Year: 2025

Department: Third Senatorial District

Division/Activity: Mayor of Saipan

Org Code: 11270100

| NOP | Job Class Code | Position | Employee | Employee Number | Personnel Status Code | Pay Grade/Step | Annual Salary | Allocation Percent | Allocation Salary | Total Fringe Benefits | Total |
|-----|----------------|-----------------------------|-------------------------------|-----------------|-----------------------|----------------|---------------|--------------------|-------------------|-----------------------|---------|
| 1 | 9089 | MAYOR OF SAIPAN | RAMON JOSE B. CAMACHO | 5909 | EL | UNG | 75,000 | 100.00% | 75,000 | 28,238 | 103,238 |
| 1 | 0353 | ACCOUNT CLERK | MICHELE LORRAINE T. TENORIO | 5978 | ES | UNG | 25,000 | 76.92% | 19,231 | 2,587 | 21,817 |
| 1 | 0353 | ACCOUNT CLERK | SANDRAFE L. ABELLA | 3772 | ES | UNG | 31,000 | 76.92% | 23,846 | 1,824 | 25,670 |
| 1 | 0401 | ADMINISTRATIVE ASSISTANT | JADEN HEDWIG H. SANCHEZ | 6034 | ES | UNG | 25,000 | 76.92% | 19,231 | 1,471 | 20,702 |
| 1 | 0401 | ADMINISTRATIVE ASSISTANT | ROSE MARIE B. PANGELINAN | 2427 | ES | UNG | 20,000 | 76.92% | 15,385 | 1,177 | 16,562 |
| 1 | 0401 | ADMINISTRATIVE ASSISTANT | STEPHANIE JO C. CAMACHO | 3440 | ES | UNG | 31,000 | 76.92% | 23,846 | 1,824 | 25,670 |
| 1 | 1144 | ADMINISTRATIVE OFFICER | BEVERLY JANE D. JAVIER | 3458 | ES | UNG | 31,000 | 76.92% | 23,846 | 2,253 | 26,100 |
| 1 | 1627 | ADMINISTRATIVE SUPERVISOR | MARIA L. TAKAI | 5867 | ES | UNG | 45,000 | 76.92% | 34,615 | 10,415 | 45,030 |
| 1 | 1690 | BUDGET ANALYST | JOYLYNN A. ATALIG | 3741 | ES | UNG | 35,000 | 76.92% | 26,923 | 2,060 | 28,983 |
| 1 | 1052 | BUDGET OFFICER | MANUEL M. PANGELINAN | 1299 | ES | UNG | 55,000 | 76.92% | 42,308 | 7,483 | 49,791 |
| 1 | 9029 | CHIEF OF STAFF | PRISCILLA M. IAKOPO | 5920 | ES | UNG | 70,000 | 76.92% | 53,846 | 5,088 | 58,935 |
| 1 | 2913 | COMMUNITY COORDINATOR | GILBERT V. CABRERA | 5921 | ES | UNG | 35,000 | 76.92% | 26,923 | 2,060 | 28,983 |
| 1 | 2910 | COMMUNITY WORKER | ALBERTO M. BAHILLO | 3957 | ES | UNG | 28,000 | 76.92% | 21,538 | 1,648 | 23,186 |
| 1 | 2910 | COMMUNITY WORKER | CHESTER M. ROGOLIFOI | 2664 | ES | UNG | 28,000 | 76.92% | 21,538 | 1,648 | 23,186 |
| 1 | 2910 | COMMUNITY WORKER | DERICK G. DELEON GUERRERO | 2680 | ES | UNG | 34,000 | 76.92% | 26,154 | 3,518 | 29,672 |
| 1 | 2910 | COMMUNITY WORKER | ENRIQUE R. CRUZ JR. | 4366 | ES | UNG | 20,000 | 76.92% | 15,385 | 1,177 | 16,562 |
| 1 | 2910 | COMMUNITY WORKER | FIROZ . ALAM | 4853 | ES | UNG | 27,000 | 76.92% | 20,769 | 1,589 | 22,358 |
| 1 | 2910 | COMMUNITY WORKER | FRANK . KANESHI | 2444 | ES | UNG | 28,000 | 76.92% | 21,538 | 1,648 | 23,186 |
| 1 | 2910 | COMMUNITY WORKER | JAMES A. VILLAGOMEZ | 3968 | ES | UNG | 20,000 | 76.92% | 15,385 | 1,177 | 16,562 |
| 1 | 2910 | COMMUNITY WORKER | JENNIFER T. TEREYAMA | 2620 | ES | UNG | 30,000 | 76.92% | 23,077 | 1,765 | 24,842 |
| 1 | 2910 | COMMUNITY WORKER | JOEY M. TOGAWA | 2733 | ES | UNG | 29,000 | 76.92% | 22,308 | 1,707 | 24,014 |
| 1 | 2910 | COMMUNITY WORKER | JOHN W. MANGARERO | 2670 | ES | UNG | 27,000 | 76.92% | 20,769 | 1,589 | 22,358 |
| 1 | 2910 | COMMUNITY WORKER | JOSE RANDY A. TUDELA | 2712 | ES | UNG | 27,000 | 76.92% | 20,769 | 1,963 | 22,732 |
| 1 | 2910 | COMMUNITY WORKER | JOSEPH C. TESIRO | 2674 | ES | UNG | 28,000 | 76.92% | 21,538 | 1,648 | 23,186 |
| 1 | 2910 | COMMUNITY WORKER | JOSEPH S. CELIS | 2661 | ES | UNG | 31,000 | 76.92% | 23,846 | 3,207 | 27,053 |
| 1 | 2910 | COMMUNITY WORKER | MICHAEL M. SALAS | 3812 | ES | UNG | 27,000 | 76.92% | 20,769 | 1,589 | 22,358 |
| 1 | 2910 | COMMUNITY WORKER | MILTON FREDRICK D. LIZAMA | 2503 | ES | UNG | 31,000 | 76.92% | 23,846 | 2,253 | 26,100 |
| 1 | 2910 | COMMUNITY WORKER | NELSON I. WENNIO | 5713 | ES | UNG | 26,000 | 76.92% | 20,000 | 1,890 | 21,890 |
| 1 | 2910 | COMMUNITY WORKER | RAMON A. BERMUDES | 2598 | ES | UNG | 33,000 | 76.92% | 25,385 | 2,399 | 27,783 |
| 1 | 8946 | COMMUNITY WORKER | RAYMOND ANTHONY C. PETER | 4545 | ES | UNG | 27,000 | 76.92% | 20,769 | 1,963 | 22,732 |
| 1 | 2910 | COMMUNITY WORKER | RICKY JOE V. MANAHANE | 2678 | ES | UNG | 27,000 | 76.92% | 20,769 | 1,589 | 22,358 |
| 1 | 7107 | COMMUNITY WORKER | SERRINA ELIZABETH P. MANABAT | 3467 | ES | UNG | 20,000 | 76.92% | 15,385 | 1,177 | 16,562 |
| 1 | 2910 | COMMUNITY WORKER | VICENTE JOSE JOSHUA B. ADA JR | 2549 | ES | UNG | 28,000 | 76.92% | 21,538 | 1,648 | 23,186 |
| 1 | 2910 | COMMUNITY WORKER | VICENTE S. ADA | 2641 | ES | UNG | 29,000 | 76.92% | 22,308 | 1,707 | 24,014 |
| 1 | 2910 | COMMUNITY WORKER | VINCENT C. MESA | 2591 | ES | UNG | 28,000 | 76.92% | 21,538 | 1,648 | 23,186 |
| 1 | 2910 | COMMUNITY WORKER | WILLIAM H. INDALECIO | 3474 | ES | UNG | 20,000 | 76.92% | 15,385 | 1,454 | 16,838 |
| 1 | 0946 | DATA ENTRY CLERK | FRANCISCO V. DIAZ | 3450 | ES | UNG | 35,000 | 76.92% | 26,923 | 7,106 | 34,029 |
| 1 | 9272 | DIRECTOR OF FIELD OPERATION | JOSEPH T. ATTAO | 3456 | ES | UNG | 56,000 | 76.92% | 43,077 | 7,556 | 50,633 |
| 1 | 0265 | EXECUTIVE ASSISTANT | VICENTA M. MAGOFNA | 3929 | ES | UNG | 20,000 | 76.92% | 15,385 | 1,177 | 16,562 |
| 1 | 1865 | FIELD OPERATIONS SUPERVISOR | ARNOLD ANTHONY B. AGUON | 2668 | ES | UNG | 34,000 | 76.92% | 26,154 | 2,001 | 28,155 |
| 1 | 1865 | FIELD OPERATIONS SUPERVISOR | DANIEL JOSEPH A. CHLARSON | 2527 | ES | UNG | 34,000 | 76.92% | 26,154 | 2,001 | 28,155 |
| 1 | 1865 | FIELD OPERATIONS SUPERVISOR | ZILLAH K. WABOL | 2667 | ES | UNG | 31,000 | 76.92% | 23,846 | 8,968 | 32,814 |
| 1 | 1430 | GIS TECHNICIAN | ATANACIO S. NAPUTI | 4096 | ES | UNG | 32,000 | 76.92% | 24,615 | 2,326 | 26,942 |
| 1 | 1430 | GIS TECHNICIAN | JAYCEE R. RDIALUL | 2702 | ES | UNG | 41,000 | 76.92% | 31,538 | 2,980 | 34,519 |

GENERAL FUND

Budget Year: 2025

Department: Third Senatorial District
Division/Activity: Mayor of Saipan
Org Code: 11270100

| NOP | Job Class Code | Position | Employee | Employee Number | Personnel Status Code | Pay Grade/Step | Annual Salary | Allocation Percent | Allocation Salary | Total Fringe Benefits | Total |
|-----------|----------------|-------------------------------|-----------------------------|-----------------|-----------------------|----------------|---------------|--------------------|-------------------|-----------------------|------------------|
| 1 | 1430 | GIS TECHNICIAN | RUSSELL . SAN NICOLAS | 4566 | ES | UNG | 32,000 | 76.92% | 24,615 | 1,883 | 26,498 |
| 1 | 1430 | GIS TECHNICIAN | TED A. VIVERO | 5881 | ES | UNG | 25,000 | 76.92% | 19,231 | 1,471 | 20,702 |
| 1 | 8946 | HEAVY EQUIPMENT OPERATOR | BRIAN JOSEPH A. BLAS | 3443 | ES | UNG | 33,000 | 76.92% | 25,385 | 1,942 | 27,327 |
| 1 | 8946 | HEAVY EQUIPMENT OPERATOR | BYRON L. CRUZ | 2437 | ES | UNG | 27,000 | 76.92% | 20,769 | 1,589 | 22,358 |
| 1 | 8946 | HEAVY EQUIPMENT OPERATOR | FUJIWARA R. SUEL | 3439 | ES | UNG | 33,000 | 76.92% | 25,385 | 1,942 | 27,327 |
| 1 | 8946 | HEAVY EQUIPMENT OPERATOR | RAMON C. ALDAN | 3448 | ES | UNG | 31,000 | 76.92% | 23,846 | 1,824 | 25,670 |
| 1 | 8946 | HEAVY EQUIPMENT OPERATOR | SERAFIN A. AMIREZ JR. | 5522 | ES | UNG | 30,000 | 76.92% | 23,077 | 2,181 | 25,258 |
| 1 | 8409 | HEAVY EQUIPMENT SUPERVISOR | MARIANO A. AGUON | 3451 | ES | UNG | 42,000 | 76.92% | 32,308 | 13,623 | 45,930 |
| 1 | 9190 | HR DIRECTOR | JUANETTE L. SABLAN | 3785 | ES | UNG | 56,000 | 76.92% | 43,077 | 15,222 | 58,299 |
| 1 | 1479 | HUMAN RESOURCE SPECIALIST | ELAINE MARGARITA D. LIMES | 2324 | ES | UNG | 35,000 | 76.92% | 26,923 | 3,137 | 30,060 |
| 1 | 1485 | HUMAN RESOURCES ASSISTANT | MONA P. CAMACHO | 6069 | ES | UNG | 28,000 | 76.92% | 21,538 | 1,648 | 23,186 |
| 1 | 2894 | INTL. EXCHANGE PROGRAM COORD. | HIROKO K. TENORIO | 6000 | ES | UNG | 40,000 | 76.92% | 30,769 | 7,070 | 37,839 |
| 1 | 1029 | MARRIAGE COORDINATOR | FRANK M. CAMACHO JR | 5924 | ES | UNG | 25,000 | 76.92% | 19,231 | 2,240 | 21,471 |
| 1 | 8947 | MECHANIC | FLORIAN SHANE T. YAMADA | 4181 | ES | UNG | 35,000 | 76.92% | 26,923 | 13,211 | 40,134 |
| 1 | 7107 | PLANT NURSERY | ANTONIETO B. MATEO | 3457 | ES | UNG | 35,000 | 76.92% | 26,923 | 3,621 | 30,544 |
| 1 | 1177 | PROCUREMENT ADMIN | JOSE-VINCENT . TAITANO | 3445 | ES | UNG | 33,000 | 76.92% | 25,385 | 2,399 | 27,783 |
| 1 | 1998 | PROCUREMENT SPECIALIST | ERIN SHIMONA L. AGULTO | 5724 | ES | UNG | 25,000 | 76.92% | 19,231 | 1,471 | 20,702 |
| 1 | 1998 | PROCUREMENT SPECIALIST | JOHN T. SANTOS | 1775 | ES | UNG | 25,000 | 76.92% | 19,231 | 1,471 | 20,702 |
| 1 | 1998 | PROCUREMENT SPECIALIST | LORRAINE D. PANGELINAN | 3446 | ES | UNG | 33,000 | 76.92% | 25,385 | 3,414 | 28,799 |
| 1 | 1178 | PROCUREMENT SUPERVISOR | JEFFREY D. CABRERA | 3459 | ES | UNG | 51,000 | 76.92% | 39,231 | 7,192 | 46,423 |
| 1 | 3013 | PROGRAM MANAGER | MARTIN D. PANGELINAN JR | 3433 | ES | UNG | 47,000 | 76.92% | 36,154 | 15,363 | 51,517 |
| 1 | 9604 | PROJECT SPECIALIST | KENNETH F. VIRAY | 2716 | ES | UNG | 33,000 | 76.92% | 25,385 | 1,942 | 27,327 |
| 1 | 0265 | HUMAN RESOURCE ASSISTANT | ROSELANI I. ELAMETO | 5975 | ES | UNG | 20,000 | 76.92% | 15,385 | 1,792 | 17,177 |
| 1 | 8941 | SAFETY OFFICER | CARLOS C. CAMACHO | 5932 | ES | UNG | 38,000 | 76.92% | 29,231 | 2,236 | 31,467 |
| 1 | 8941 | SAFETY OFFICER | JAMES L. AYUYU | 5979 | ES | UNG | 40,000 | 76.92% | 30,769 | 5,839 | 36,608 |
| 1 | 8941 | SAFETY OFFICER | RAMON C. DELA CRUZ | 3428 | ES | UNG | 44,000 | 76.92% | 33,846 | 9,733 | 43,579 |
| 1 | 8941 | SAFETY OFFICER | ZACARIAS . IGISOMAR | 2654 | ES | UNG | 31,000 | 76.92% | 23,846 | 1,824 | 25,670 |
| 1 | 1030 | ST. ADDRESS & NUMBERING SUPV. | JANICE L. CELIS | 2697 | ES | UNG | 42,000 | 76.92% | 32,308 | 2,472 | 34,779 |
| 1 | 6247 | STRAY DOG HANDLER | BENJAMIN PEDRO F. MARATITA | 6081 | ES | UNG | 25,000 | 76.92% | 19,231 | 1,471 | 20,702 |
| 1 | 6247 | STRAY DOG HANDLER | CALVIN GIOVANNI A. BORJA | 4570 | ES | UNG | 27,000 | 76.92% | 20,769 | 5,074 | 25,843 |
| 1 | 6247 | STRAY DOG HANDLER | ELDEN MICHAEL I. DELA CRUZ | 4725 | ES | UNG | 27,000 | 76.92% | 20,769 | 1,963 | 22,732 |
| 1 | 6247 | STRAY DOG HANDLER | GLOYD C. MARTIN JR | 2343 | ES | UNG | 28,000 | 76.92% | 21,538 | 5,133 | 26,671 |
| 1 | 6247 | STRAY DOG HANDLER | JOSEPH P. MAFNAS | 5919 | ES | UNG | 28,000 | 76.92% | 21,538 | 5,133 | 26,671 |
| 1 | 6247 | STRAY DOG HANDLER | LEE MARK G. DELEON GUERRERO | 2513 | ES | UNG | 37,000 | 76.92% | 28,462 | 3,828 | 32,290 |
| 1 | 6247 | STRAY DOG HANDLER | TOSHI S. TOGAWA | 2548 | ES | UNG | 29,000 | 76.92% | 22,308 | 2,599 | 24,907 |
| 1 | 1707 | PUBLIC INFORMATION OFFICER | VACANT | 5980 | ES | UNG | 1 | 76.92% | 1 | 0 | 1 |
| 1 | 0265 | RECEPTIONIST | VACANT | 4360 | ES | UNG | 1 | 76.92% | 1 | 0 | 1 |
| 81 | | | | | | | | | 2,005,000 | 299,143 | 2,304,143 |

COMMONWEALTH OF THE NORTHERN MARIANA ISLANDS

DEPARTMENT: THIRD SENATORIAL DISTRICT

DIVISION: MAYOR NORTHERN ISLANDS

ORG: 14270100

| ORG | OBJECT | DESCRIPTION | 2022 ACTUAL | 2023 ACTUAL | 2024 BUDGET PL 23-09 | 2025 DEPARTMENT SUBMISSION | 2025 GOVERNOR'S PROPOSAL |
|------------------------|--------|----------------------------|----------------|----------------|----------------------------|----------------------------------|--------------------------------|
| 14270100 | 61000 | WAGES & SALARIES | 252,161 | 278,620 | 376,098 | 520,000 | 312,129 |
| 14270100 | 61020 | HOLIDAY PAY | 0 | 703 | 0 | 0 | 0 |
| 14270100 | 62000 | FICA CONTRIBUTION | 15,633 | 17,348 | 0 | 32,240 | 19,352 |
| 14270100 | 62010 | MEDICARE CONTRIBUTION | 3,656 | 4,057 | 0 | 7,540 | 4,526 |
| 14270100 | 62100 | 401K EMPLOYER CONTRIBUTION | 2,839 | 1,385 | 0 | 2,760 | 7,585 |
| 14270100 | 62101 | RETIREMENT CONTRIBUTIONS | 0 | 0 | 0 | 28,043 | 0 |
| 14270100 | 62200 | HEALTH INSURANCE PREMIUM | 14,647 | 13,029 | 0 | 58,369 | 6,970 |
| 14270100 | 62211 | PERSONNEL INSURANCE | 1,300 | 937 | 0 | 9,360 | 646 |
| TOTAL PERSONNEL | | | 290,236 | 316,079 | 376,098 | 658,312 | 351,208 |
| 14270100 | 63000 | PROFESSIONAL SERVICES | 0 | 0 | 0 | 40,000 | 0 |
| 14270100 | 63001 | OFFICIAL REPRESENTATION | 0 | 0 | 0 | 500 | 0 |
| 14270100 | 63100 | REPAIR AND MAINTENANCE | 905 | 2,106 | 0 | 2,500 | 0 |
| 14270100 | 63200 | PERSONNEL TRAINING COSTS | 0 | 0 | 0 | 500 | 0 |
| 14270100 | 64080 | DUES AND SUBSCRIPTIONS | 0 | 0 | 0 | 3,000 | 0 |
| 14270100 | 64090 | COMMUNICATIONS | 1,271 | 2,565 | 0 | 5,000 | 0 |
| 14270100 | 64100 | PRINTING AND PHOTOCOPYING | 0 | 0 | 0 | 500 | 0 |
| 14270100 | 64110 | ADVERTISING | 0 | 0 | 0 | 500 | 0 |
| 14270100 | 64730 | RENTAL-OFFICE EQUIPMENT | 388 | 0 | 0 | 0 | 0 |
| 14270100 | 64790 | RENTAL-OTHERS | 22,500 | 0 | 0 | 50,000 | 0 |
| 14270100 | 64800 | TRAVEL EXPENSES | 820 | 0 | 0 | 15,000 | 0 |
| 14270100 | 65000 | OFFICE SUPPLIES | 509 | 132 | 0 | 500 | 0 |
| 14270100 | 65010 | OPERATIONAL SUPPLIES | 24,259 | 8,125 | 0 | 10,000 | 0 |
| 14270100 | 65020 | FOOD ITEMS | 0 | 3,406 | 0 | 10,000 | 0 |
| 14270100 | 65030 | FUEL & LUBRICATE | 2,793 | 1,795 | 0 | 10,000 | 0 |

COMMONWEALTH OF THE NORTHERN MARIANA ISLANDS

DEPARTMENT: THIRD SENATORIAL DISTRICT

DIVISION: MAYOR NORTHERN ISLANDS

ORG: 14270100

| ORG | OBJECT | DESCRIPTION | 2022 ACTUAL | 2023 ACTUAL | 2024 BUDGET PL 23-09 | 2025 DEPARTMENT SUBMISSION | 2025 GOVERNOR'S PROPOSAL |
|---|--------------|------------------------------|----------------|----------------|----------------------------|----------------------------------|--------------------------------|
| 14270100 | 65040 | FURNITURE & FIXTURES | 1,500 | 0 | 0 | 0 | 0 |
| 14270100 | 66000 | CAPITAL ASSETS | 16,176 | 304 | 0 | 0 | 0 |
| 14270100 | 66020 | IMPROVEMENTS | 0 | 0 | 0 | 50,000 | 0 |
| 14270100 | 66040 | MACHINERY | 0 | 5,956 | 0 | 0 | 0 |
| 14270100 | 66070 | TECHNOLOGY EQUIP | 0 | 0 | 0 | 1,000 | 0 |
| 14270100 | 69000 | OTHER EXPENSES | 0 | 0 | 3,845 | 0 | 0 |
| TOTAL OTHER EXPENSES | | | 71,121 | 24,389 | 3,845 | 199,000 | 0 |
| 14270100 | 64060 | UTILITIES | 1,000 | 0 | 0 | 7,000 | 0 |
| TOTAL PERSONNEL, OTHER EXPENSES, AND UTILITIES | | | 362,357 | 340,468 | 379,943 | 864,312 | 351,208 |
| 14270100 | 69010 | PUBLIC AUDITOR 1% FEE | 26,000 | 3,701 | 0 | 2,141 | 3,512 |
| GRAND TOTAL | | | 388,357 | 344,169 | 379,943 | 866,453 | 354,720 |
| NUMBER OF POSITIONS | | | 17 | 17 | 17 | 19 | 17 |

GENERAL FUND

Budget Year: 2025

Department: Third Senatorial District
Division/Activity: Mayor Northern Islands
Org Code: 14270100

| NOP | Job Class Code | Position | Employee | Employee Number | Personnel Status Code | Pay Grade/Step | Annual Salary | Allocation Percent | Allocation Salary | Total Fringe Benefits | Total |
|-----------|----------------|----------------------------------|----------------------------|-----------------|-----------------------|----------------|---------------|--------------------|-------------------|-----------------------|----------------|
| 1 | 9094 | MAYOR OF NORTHERN ISLANDS | VALENTINO N. TAISACAN JR | 5891 | EL | UNG | 75,000 | 100.00% | 75,000 | 8,738 | 83,738 |
| 1 | 8821 | MAYOR'S ASSISTANT | LORNA I. OGUMORO-IGINOEF | 3732 | ES | UNG | 41,000 | 87.50% | 35,875 | 8,310 | 44,185 |
| 1 | 1144 | ADMINISTRATIVE OFFICER | RAYZOR A. TEBUTEB | 2282 | ES | UNG | 22,000 | 87.50% | 19,250 | 1,473 | 20,723 |
| 1 | 1867 | FIELD SUPERVISOR | MIGUEL TUMALIGH T. IGUEL | 2507 | ES | UNG | 21,000 | 87.50% | 18,375 | 1,406 | 19,781 |
| 1 | 2114 | COMMUNITY DEVEL. SPECIALIST | ANTHONY J. SAURES | 2571 | ES | UNG | 20,000 | 87.50% | 17,500 | 2,039 | 19,539 |
| 1 | 2114 | COMMUNITY DEVEL. SPECIALIST | JEROMY SUPRIANO R. TOPULEI | 2650 | ES | UNG | 20,000 | 87.50% | 17,500 | 1,339 | 18,839 |
| 1 | 2114 | COMMUNITY DEVEL. SPECIALIST | JASPER L. SAURES | 2665 | ES | UNG | 20,000 | 87.50% | 17,500 | 1,339 | 18,839 |
| 1 | 1867 | FIELD SUPERVISOR | EDWARD L. SAURES | 2666 | ES | UNG | 21,000 | 87.50% | 18,375 | 1,406 | 19,781 |
| 1 | 1867 | FIELD SUPERVISOR | MARIANO LEONARDO D. SANTOS | 2677 | ES | UNG | 21,000 | 87.50% | 18,375 | 2,141 | 20,516 |
| 1 | 2114 | COMMUNITY DEVEL. SPECIALIST | CHRISTOPHER L. KAIPAT | 2704 | ES | UNG | 20,000 | 87.50% | 17,500 | 1,339 | 18,839 |
| 1 | 1708 | PROJECT MANAGER | PAUL C. SANTOS | 3733 | ES | UNG | 27,000 | 87.50% | 23,625 | 6,237 | 29,862 |
| 1 | 0147 | EXECUTIVE SECRETARY | DORINA O. IGINOEF | 4084 | ES | UNG | 22,000 | 87.50% | 19,250 | 2,243 | 21,493 |
| 1 | 2114 | COMMUNITY DEVELOPMENT SPECIALIST | JOSEPH S. ALDAN | | ES | UNG | 16,000 | 87.50% | 14,000 | 1,071 | 15,071 |
| 1 | 3013 | FIELD SUPERVISOR | VACANT | | ES | UNG | 1 | 87.50% | 1 | 0 | 1 |
| 1 | 2610 | COMMUNITY WORKER | VACANT | | ES | UNG | 1 | 87.50% | 1 | 0 | 1 |
| 1 | 2114 | COMMUNITY DEVELOPMENT SPECIALIST | VACANT | | ES | UNG | 1 | 87.50% | 1 | 0 | 1 |
| 1 | 2610 | COMMUNITY WORKER | VACANT | | ES | UNG | 1 | 87.50% | 1 | 0 | 1 |
| 17 | | | | | | | | | 312,129 | 39,079 | 351,207 |

COMMONWEALTH OF THE NORTHERN MARIANA ISLANDS

DEPARTMENT: THIRD SENATORIAL DISTRICT

DIVISION: MUNICIPAL COUNCIL SAIPAN

ORG: 11710100

| ORG | OBJECT | DESCRIPTION | 2022 ACTUAL | 2023 ACTUAL | 2024 BUDGET PL 23-09 | 2025 DEPARTMENT SUBMISSION | 2025 GOVERNOR'S PROPOSAL |
|------------------------|--------|---------------------------|----------------|----------------|----------------------------|----------------------------------|--------------------------------|
| 11710100 | 61000 | WAGES & SALARIES | 55,177 | 91,933 | 130,321 | 195,566 | 114,286 |
| 11710100 | 61020 | HOLIDAY PAY | 0 | 3,178 | 0 | 0 | |
| 11710100 | 62000 | FICA CONTRIBUTION | 3,421 | 5,897 | 0 | 12,125 | 7,086 |
| 11710100 | 62010 | MEDICARE CONTRIBUTION | 800 | 1,379 | 0 | 2,836 | 1,657 |
| 11710100 | 62211 | PERSONNEL INSURANCE | 874 | 644 | 0 | 3,520 | 695 |
| TOTAL PERSONNEL | | | 60,272 | 103,032 | 130,321 | 214,047 | 123,724 |
| 11710100 | 63000 | PROFESSIONAL SERVICES | 0 | 0 | 0 | 100 | 0 |
| 11710100 | 63001 | OFFICIAL REPRESENTATION | 0 | 0 | 0 | 25,000 | 0 |
| 11710100 | 63100 | REPAIR AND MAINTENANCE | 0 | 536 | 0 | 10,000 | 0 |
| 11710100 | 63200 | PERSONNEL TRAINING COSTS | 0 | 0 | 0 | 10,000 | 0 |
| 11710100 | 64000 | ADMINISTRATIVE COSTS | 0 | 0 | 0 | 5,000 | 0 |
| 11710100 | 64040 | LICENSES AND FEES | 0 | 0 | 0 | 100 | 0 |
| 11710100 | 64080 | DUES AND SUBSCRIPTIONS | 0 | 0 | 0 | 5,400 | 0 |
| 11710100 | 64100 | PRINTING AND PHOTOCOPYING | 0 | 708 | 0 | 6,000 | 0 |
| 11710100 | 64110 | ADVERTISING | 0 | 0 | 0 | 1,500 | 0 |
| 11710100 | 64730 | RENTAL-OFFICE EQUIPMENT | 0 | 0 | 0 | 1,500 | 0 |
| 11710100 | 64800 | TRAVEL EXPENSES | 0 | 52 | 0 | 20,000 | 0 |
| 11710100 | 64900 | OTHER SERVICES & CHARGES | 0 | 4,201 | 0 | 0 | 0 |
| 11710100 | 65000 | OFFICE SUPPLIES | 0 | 720 | 0 | 2,000 | 0 |
| 11710100 | 65010 | OPERATIONAL SUPPLIES | -1,200 | 3,057 | 0 | 2,000 | 0 |
| 11710100 | 65030 | FUEL & LUBRICATE | 0 | 0 | 0 | 7,500 | 0 |
| 11710100 | 66000 | CAPITAL ASSETS | 0 | 292 | 0 | 0 | 0 |
| 11710100 | 66040 | MACHINERY | 0 | 0 | 0 | 0 | 0 |
| 11710100 | 66060 | VEHICLES | 0 | 0 | 0 | 36,000 | 0 |

COMMONWEALTH OF THE NORTHERN MARIANA ISLANDS

DEPARTMENT: THIRD SENATORIAL DISTRICT
 DIVISION: MUNICIPAL COUNCIL SAIPAN
 ORG: 11710100

| ORG | OBJECT | DESCRIPTION | 2022 ACTUAL | 2023 ACTUAL | 2024 BUDGET PL 23-09 | 2025 DEPARTMENT SUBMISSION | 2025 GOVERNOR'S PROPOSAL |
|---|--------|-----------------------|----------------|----------------|----------------------------|----------------------------------|--------------------------------|
| 11710100 | 66070 | TECHNOLOGY EQUIP | 0 | 0 | 0 | 5,000 | 0 |
| 11710100 | 69000 | OTHER EXPENSES | 0 | 3,387 | 1,338 | 0 | 0 |
| TOTAL OTHER EXPENSES | | | -1,200 | 12,953 | 1,338 | 137,100 | 0 |
| 11710100 | 64060 | UTILITIES | 0 | 2,052 | 0 | 11,000 | 0 |
| TOTAL PERSONNEL, OTHER EXPENSES, AND UTILITIES | | | 59,072 | 118,037 | 131,659 | 362,147 | 123,724 |
| 11710100 | 69010 | PUBLIC AUDITOR 1% FEE | 3,765 | 1,385 | 1,317 | 3,854 | 1,237 |
| GRAND TOTAL | | | 62,837 | 119,422 | 132,976 | 366,001 | 124,961 |
| NUMBER OF POSITIONS | | | 5 | 5 | 5 | 5 | 5 |

GENERAL FUND

Budget Year: 2025

Department: Third Senatorial District
Division/Activity: Municipal Council Saipan
Org Code: 11710100

| NOP | Job Class Code | Position | Employee | Employee Number | Personnel Status Code | Pay Grade/Step | Annual Salary | Allocation Percent | Allocation Salary | Total Fringe Benefits | Total |
|----------|----------------|------------------------------|----------------------|-----------------|-----------------------|----------------|---------------|--------------------|-------------------|-----------------------|----------------|
| 1 | 0900 | ADMINISTRATIVE SUPPORT STAFF | CARLEY V. LANIYO | 779 | ES | UNG | 27,000 | 87.50% | 23,625 | 1,807 | 25,432 |
| 1 | 1017 | ADMINISTRATIVE OFFICER III | FRANCES C. MUNA | 3170 | FT | PL15/9 | 44,113 | 87.50% | 38,599 | 3,648 | 42,246 |
| 1 | 9450 | MAINTENANCE | DONALD C. CRISOSTOMO | 4505 | ES | UNG | 21,500 | 87.50% | 18,813 | 1,439 | 20,252 |
| 1 | 0401 | ADMINISTRATIVE ASSISTANT | DONNA E. CABRERA | 5556 | ES | UNG | 20,000 | 87.50% | 17,500 | 1,339 | 18,839 |
| 1 | 0907 | CLERK | LYNN T. SABLAN | 5963 | ES | UNG | 18,000 | 87.50% | 15,750 | 1,205 | 16,955 |
| 5 | | | | | | | | | 114,286 | 9,438 | 123,724 |

COMMONWEALTH OF THE NORTHERN MARIANA ISLANDS

DEPARTMENT: BOARDS AND COMMISSIONS

DIVISION: CIVIL SERVICE COMMISSION

ORG: 11110700

| ORG | OBJECT | DESCRIPTION | 2022 | 2023 | 2024 | 2025 | 2025 |
|------------------------|--------|----------------------------|---------------|---------------|--------------------|--------------------------|------------------------|
| | | | ACTUAL | ACTUAL | BUDGET PL 23-09 | DEPARTMENT SUBMISSION | GOVERNOR'S PROPOSAL |
| 11110700 | 61000 | WAGES & SALARIES | 49,255 | 72,503 | 97,174 | 105,187 | 88,783 |
| 11110700 | 61020 | HOLIDAY PAY | 0 | 1,589 | 0 | 0 | 0 |
| 11110700 | 62000 | FICA CONTRIBUTION | 3,054 | 4,594 | 0 | 6,522 | 5,505 |
| 11110700 | 62010 | MEDICARE CONTRIBUTION | 714 | 1,074 | 0 | 1,525 | 1,287 |
| 11110700 | 62100 | 401K EMPLOYER CONTRIBUTION | 0 | 857 | 0 | 4,207 | 1,270 |
| 11110700 | 62200 | HEALTH INSURANCE PREMIUM | 0 | 10,379 | 0 | 22,302 | 11,151 |
| 11110700 | 62211 | PERSONNEL INSURANCE | 633 | 696 | 0 | 1,893 | 1,027 |
| TOTAL PERSONNEL | | | 53,655 | 91,693 | 97,174 | 141,636 | 109,023 |
| 11110700 | 63000 | PROFESSIONAL SERVICES | 0 | 0 | 0 | 120,000 | 0 |
| 11110700 | 63100 | REPAIR AND MAINTENANCE | 1,940 | 0 | 0 | 1,000 | 0 |
| 11110700 | 63200 | PERSONNEL TRAINING COSTS | 3,982 | 0 | 0 | 20,000 | 0 |
| 11110700 | 63300 | CLEANING SERVICES | 1,615 | 0 | 0 | 4,000 | 0 |
| 11110700 | 64080 | DUES AND SUBSCRIPTIONS | 3,500 | 0 | 0 | 3,250 | 0 |
| 11110700 | 64090 | COMMUNICATIONS | 1,372 | 0 | 0 | 3,400 | 0 |
| 11110700 | 64100 | PRINTING AND PHOTOCOPYING | 0 | 0 | 0 | 500 | 0 |
| 11110700 | 64720 | RENTAL-OFFICES | 37,600 | 12,000 | 0 | 12,000 | 0 |
| 11110700 | 64800 | TRAVEL EXPENSES | 21,780 | 4,171 | 0 | 40,000 | 0 |
| 11110700 | 65010 | OPERATIONAL SUPPLIES | 2,423 | 304 | 0 | 3,000 | 0 |
| 11110700 | 65030 | FUEL & LUBRICATE | 865 | 0 | 0 | 720 | 0 |
| 11110700 | 65040 | FURNITURE & FIXTURES | 1,598 | 0 | 0 | 0 | 0 |
| 11110700 | 66070 | TECHNOLOGY EQUIP | 0 | 0 | 0 | 2,000 | 0 |
| 11110700 | 66900 | NON-CAPITAL ASSETS | 1,408 | 0 | 0 | 0 | 0 |
| 11110700 | 69000 | OTHER EXPENSES | 0 | 0 | 1,000 | 20,000 | 0 |

COMMONWEALTH OF THE NORTHERN MARIANA ISLANDS

DEPARTMENT: BOARDS AND COMMISSIONS

DIVISION: CIVIL SERVICE COMMISSION

ORG: 11110700

| ORG | OBJECT | DESCRIPTION | 2022 ACTUAL | 2023 ACTUAL | 2024 BUDGET PL 23-09 | 2025 DEPARTMENT SUBMISSION | 2025 GOVERNOR'S PROPOSAL |
|--|--------|-----------------------|----------------|----------------|----------------------------|----------------------------------|--------------------------------|
| TOTAL OTHER EXPENSES | | | 78,082 | 16,475 | 1,000 | 229,870 | 0 |
| 11110700 | 64060 | UTILITIES | 1,609 | 0 | 0 | 6,000 | 0 |
| TOTAL PERSONNEL, OTHER EXPENSES, AND UTILITIES | | | 133,347 | 108,168 | 98,174 | 377,506 | 109,023 |
| 11110700 | 69010 | PUBLIC AUDITOR 1% FEE | 789 | 949 | 0 | 0 | 1,090 |
| GRAND TOTAL | | | 134,136 | 109,116 | 98,174 | 377,506 | 110,113 |
| NUMBER OF POSITIONS | | | 2 | 2 | 2 | 2 | 2 |

Budget Year: 2025

Department: Boards and Commissions
Division/Activity: Civil Service Commission
Org Code: 11110700

| NOP | Job Class Code | Position | Employee | Employee Number | Personnel Status Code | Pay Grade/Step | Annual Salary | Allocation Percent | Allocation Salary | Total Fringe Benefits | Total |
|----------|----------------|---------------------|-----------------------|-----------------|-----------------------|----------------|---------------|--------------------|-------------------|-----------------------|----------------|
| 1 | 1013 | EXECUTIVE ASSISTANT | TERESA BORJA | 3723 | FT | PL20/12 | 65,175 | 87.5% | 57,028 | 16,540 | 73,568 |
| 1 | 0147 | EXECUTIVE SECRETARY | KADIANNE S. MANGARERO | 3829 | FT | PL14/6 | 36,292 | 87.5% | 31,755 | 3,699 | 35,455 |
| 2 | | | | | | | | | 88,783 | 20,240 | 109,023 |

COMMONWEALTH OF THE NORTHERN MARIANA ISLANDS

DEPARTMENT: BOARDS AND COMMISSIONS
DIVISION: OFFICE OF PERSONNEL MANAGEMENT SAIPAN
ORG: 11111100

| ORG | OBJECT | DESCRIPTION | 2022 | 2023 | 2024 | 2025 | 2025 |
|------------------------|--------|----------------------------|----------------|----------------|--------------------|--------------------------|------------------------|
| | | | ACTUAL | ACTUAL | BUDGET PL 23-09 | DEPARTMENT SUBMISSION | GOVERNOR'S PROPOSAL |
| 11111100 | 61000 | WAGES & SALARIES | 373,036 | 588,448 | 709,259 | 899,726 | 646,662 |
| 11111100 | 61020 | HOLIDAY PAY | 0 | 14,378 | 0 | 0 | 0 |
| 11111100 | 61200 | BOARD & OTHER COMPENSATION | 8,392 | 0 | 0 | 7,133 | 0 |
| 11111100 | 62000 | FICA CONTRIBUTION | 23,648 | 37,376 | 0 | 55,783 | 40,092 |
| 11111100 | 62010 | MEDICARE CONTRIBUTION | 5,531 | 8,741 | 0 | 13,046 | 9,377 |
| 11111100 | 62100 | 401K EMPLOYER CONTRIBUTION | 3,093 | 4,808 | 0 | 6,330 | 5,236 |
| 11111100 | 62200 | HEALTH INSURANCE PREMIUM | 41,019 | 61,040 | 0 | 43,385 | 61,681 |
| 11111100 | 62211 | PERSONNEL INSURANCE | 4,852 | 6,614 | 0 | 16,195 | 7,518 |
| TOTAL PERSONNEL | | | 459,572 | 721,404 | 709,259 | 1,041,598 | 770,566 |
| 11111100 | 63000 | PROFESSIONAL SERVICES | 6,000 | 0 | 0 | 0 | 0 |
| 11111100 | 63100 | REPAIR AND MAINTENANCE | 2,964 | 0 | 0 | 3,000 | 0 |
| 11111100 | 63200 | PERSONNEL TRAINING COSTS | 0 | 0 | 0 | 30,000 | 0 |
| 11111100 | 63300 | CLEANING SERVICES | 741 | 0 | 0 | 0 | 0 |
| 11111100 | 64080 | DUES AND SUBSCRIPTIONS | 70 | 0 | 0 | 0 | 0 |
| 11111100 | 64090 | COMMUNICATIONS | 555 | 0 | 0 | 5,400 | 0 |
| 11111100 | 64100 | PRINTING AND PHOTOCOPYING | 1,965 | 0 | 0 | 3,500 | 0 |
| 11111100 | 64110 | ADVERTISING | 76 | 0 | 0 | 0 | 0 |
| 11111100 | 64720 | RENTAL-OFFICES | 26,000 | 60,000 | 0 | 60,000 | 0 |
| 11111100 | 64790 | RENTAL-OTHERS | 0 | 0 | 0 | 5,900 | 0 |
| 11111100 | 64800 | TRAVEL EXPENSES | 2,449 | 160 | 0 | 0 | 0 |
| 11111100 | 65000 | OFFICE SUPPLIES | 0 | 0 | 0 | 5,000 | 0 |
| 11111100 | 65010 | OPERATIONAL SUPPLIES | 2,243 | 0 | 0 | 3,500 | 0 |
| 11111100 | 65030 | FUEL & LUBRICATE | 0 | 0 | 0 | 600 | 0 |

COMMONWEALTH OF THE NORTHERN MARIANA ISLANDS

DEPARTMENT: BOARDS AND COMMISSIONS
DIVISION: OFFICE OF PERSONNEL MANAGEMENT SAIPAN
ORG: 11111100

| ORG | OBJECT | DESCRIPTION | 2022 ACTUAL | 2023 ACTUAL | 2024 BUDGET PL 23-09 | 2025 DEPARTMENT SUBMISSION | 2025 GOVERNOR'S PROPOSAL |
|---|--------|-----------------------|----------------|----------------|----------------------------|----------------------------------|--------------------------------|
| 11111100 | 65040 | FURNITURE & FIXTURES | 899 | 0 | 0 | 0 | 0 |
| 11111100 | 65900 | FREIGHT AND HANDLING | 0 | 0 | 0 | 500 | 0 |
| 11111100 | 66000 | CAPITAL ASSETS | 9,184 | 0 | 0 | 0 | 0 |
| 11111100 | 66900 | NON-CAPITAL ASSETS | 1,500 | 0 | 0 | 0 | 0 |
| 11111100 | 69000 | OTHER EXPENSES | 0 | 0 | 7,295 | 0 | 0 |
| TOTAL OTHER EXPENSES | | | 54,645 | 60,160 | 7,295 | 117,400 | 0 |
| 11111100 | 64060 | UTILITIES | 0 | 0 | 0 | 27,600 | 0 |
| TOTAL PERSONNEL, OTHER EXPENSES, AND UTILITIES | | | 514,217 | 781,564 | 716,554 | 1,186,598 | 770,566 |
| 11111100 | 69010 | PUBLIC AUDITOR 1% FEE | 1,467 | 7,221 | 0 | 11,866 | 7,706 |
| GRAND TOTAL | | | 515,684 | 788,785 | 716,554 | 1,198,464 | 778,272 |
| NUMBER OF POSITIONS | | | 20 | 24 | 18 | 21 | 19 |

Budget Year: 2025

Department: Boards and Commissions
Division/Activity: Office of Personnel Management - Saipan
Org Code: 11111100

| NOP | Job Class Code | Position | Employee | Employee Number | Personnel Status Code | Pay Grade/Step | Annual Salary | Allocation Percent | Allocation Salary | Total Fringe Benefits | Total |
|-----------|----------------|----------------------------------|------------------------------|-----------------|-----------------------|----------------|---------------|--------------------|-------------------|-----------------------|----------------|
| 1 | 9051 | DIRECTOR OF PERSONNEL | VACANT | | AP | UNG | 65,000 | 87.5% | 56,875 | 4,351 | 61,226 |
| 1 | 1016 | ADMINISTRATIVE OFFICER II | ANTONINETTE S. AGUON | 1211 | FT | PL13/3 | 29,857 | 87.5% | 26,125 | 1,999 | 28,124 |
| 1 | 1670 | ALCHOL DRUG FREE WRKPLACE COOR | ROMEO X. CUELLAR | 1003 | FT | PL17/4 | 38,106 | 87.5% | 33,343 | 7,370 | 40,713 |
| 1 | 1109 | CHIEF CLASIFICATION COMPENSATI | GUILLERMA B. PETERS | 1055 | FT | PL20/12 | 65,175 | 87.5% | 57,028 | 8,874 | 65,902 |
| 1 | 1120 | CHIEF EMPLOYMENT DEV. STAFFING | JOSEPH M. PANGELINAN | 1005 | FT | PL20/12 | 65,175 | 87.5% | 57,028 | 14,814 | 71,842 |
| 1 | 1114 | CHIEF EMPLOYMNT EMPLOYEE RLATION | SEBASTIAN R. DELEON GUERRERO | 1203 | FT | PL20/10 | 59,116 | 87.5% | 51,726 | 16,039 | 67,765 |
| 1 | 1157 | CHIEF REGULATORY & COMPLIANCE | MARLENE C. CRUZ | 1240 | FT | PL20/7 | 51,066 | 87.5% | 44,683 | 14,569 | 59,252 |
| 1 | 1506 | HRM LEAD SPECIALIST | PORSCHÉ P. MASGA | 5547 | PB | PL15/7 | 40,012 | 87.5% | 35,010 | 10,452 | 45,462 |
| 1 | 1479 | HUMAN RESOURCE SPECIALIST | VENETIA ISA H. ATALIG | 5704 | ES | UNG | 1 | 87.5% | 1 | 0 | 1 |
| 1 | 1478 | HR SUPPORT | SARA DELFINA W. FLORES | 5705 | ES | UNG | 1 | 87.5% | 1 | 0 | 1 |
| 1 | 1014 | MANAGER, ADMINSTRTRIVE SERVICES | BERNADITA C. SABLÁN | 1039 | FT | PL18/10 | 53,620 | 87.5% | 46,917 | 4,434 | 51,351 |
| 1 | 1489 | PERSONNEL ASSISTANT I | GEORALYN LIXAN D. BLAS | 1108 | FT | PL03/3 | 18,330 | 87.5% | 16,039 | 1,516 | 17,554 |
| 1 | 1490 | PERSONNEL ASSISTANT II | LANERVA T. PANGELINAN | 1195 | FT | PL05/5 | 22,280 | 87.5% | 19,495 | 1,842 | 21,337 |
| 1 | 1500 | PERSONNEL SPECIALIST I | LARISSA A. ADA | 3802 | FT | PL11/7 | 32,918 | 87.5% | 28,803 | 2,722 | 31,525 |
| 1 | 1501 | PERSONNEL SPECIALIST II | MELINA R. SALAS | 3983 | PB | PL13/4 | 31,350 | 87.5% | 27,431 | 2,099 | 29,530 |
| 1 | 1502 | PERSONNEL SPECIALIST III | ERIN RITA P. SONODA | 1255 | FT | PL15/6 | 38,106 | 87.5% | 33,343 | 14,302 | 47,645 |
| 1 | 1502 | PERSONNEL SPECIALIST III | EVELYNA H. SOMORANG | 1019 | FT | PL15/5 | 36,292 | 87.5% | 31,755 | 3,001 | 34,756 |
| 1 | 1502 | PERSONNEL SPECIALIST III | MARIE T. MUNA | 1123 | FT | PL15/10 | 46,319 | 87.5% | 40,529 | 6,585 | 47,114 |
| 1 | 1503 | PERSONNEL SPECIALIST IV | MAXIMA B. CRUZ | 1029 | FT | PL17/8 | 46,319 | 87.5% | 40,529 | 8,936 | 49,465 |
| 19 | | | | | | | | | 646,662 | 123,904 | 770,566 |

COMMONWEALTH OF THE NORTHERN MARIANA ISLANDS

DEPARTMENT: BOARDS AND COMMISSIONS
DIVISION: OFFICE OF PERSONNEL MANAGEMENT TINIAN
ORG: 13111100

| ORG | OBJECT | DESCRIPTION | 2022 | 2023 | 2024 | 2025 | 2025 |
|---|--------------|------------------------------|---------------|---------------|--------------------|--------------------------|------------------------|
| | | | ACTUAL | ACTUAL | BUDGET PL 23-09 | DEPARTMENT SUBMISSION | GOVERNOR'S PROPOSAL |
| 13111100 | 61000 | WAGES & SALARIES | 22,432 | 24,449 | 28,595 | 53,126 | 26,125 |
| 13111100 | 61020 | HOLIDAY PAY | 0 | 345 | 0 | 0 | 0 |
| 13111100 | 62000 | FICA CONTRIBUTION | 1,391 | 1,537 | 0 | 3,294 | 1,620 |
| 13111100 | 62010 | MEDICARE CONTRIBUTION | 325 | 360 | 0 | 770 | 379 |
| 13111100 | 62100 | 401K EMPLOYER CONTRIBUTION | 847 | 978 | 0 | 1,317 | 1,045 |
| 13111100 | 62200 | HEALTH INSURANCE PREMIUM | 11,567 | 13,619 | 0 | 11,151 | 11,151 |
| 13111100 | 62211 | PERSONNEL INSURANCE | 371 | 429 | 0 | 956 | 470 |
| TOTAL PERSONNEL | | | 36,932 | 41,715 | 28,595 | 70,614 | 40,790 |
| 13111100 | 63100 | REPAIR AND MAINTENANCE | 0 | 0 | 0 | 500 | 0 |
| 13111100 | 64090 | COMMUNICATIONS | 0 | 0 | 0 | 2,500 | 0 |
| 13111100 | 64720 | RENTAL-OFFICES | 4,000 | 7,600 | 0 | 7,200 | 0 |
| 13111100 | 65000 | OFFICE SUPPLIES | 0 | 0 | 0 | 500 | 0 |
| 13111100 | 65010 | OPERATIONAL SUPPLIES | 0 | 0 | 0 | 350 | 0 |
| 13111100 | 69000 | OTHER EXPENSES | 0 | 0 | 294 | 0 | 0 |
| TOTAL OTHER EXPENSES | | | 4,000 | 7,600 | 294 | 11,050 | 0 |
| 13111100 | 64060 | UTILITIES | 0 | 0 | 0 | 0 | 0 |
| TOTAL PERSONNEL, OTHER EXPENSES, AND UTILITIES | | | 40,932 | 49,315 | 28,889 | 81,664 | 40,790 |
| 13111100 | 69010 | PUBLIC AUDITOR 1% FEE | 455 | 279 | 0 | 817 | 408 |
| GRAND TOTAL | | | 41,387 | 49,595 | 28,889 | 82,481 | 41,198 |
| NUMBER OF POSITIONS | | | 2 | 2 | 1 | 2 | 1 |

Budget Year: 2025

Department: Boards and Commissions
Division/Activity: Office of Personnel Management - Tinian
Org Code: 13111100

| NOP | Job Class Code | Position | Employee | Employee Number | Personnel Status Code | Pay Grade/Step | Annual Salary | Allocation Percent | Allocation Salary | Total Fringe Benefits | Total |
|----------|----------------|-------------------------|-----------------|-----------------|-----------------------|----------------|---------------|--------------------|-------------------|-----------------------|---------------|
| 1 | 1501 | PERSONNEL SPECIALIST II | JOANNA C. ALDAN | 3667 | FT | PL13/3 | 29,857 | 87.5% | 26,125 | 14,665 | 40,790 |
| 1 | | | | | | | | | 26,125 | 14,665 | 40,790 |

COMMONWEALTH OF THE NORTHERN MARIANA ISLANDS

DEPARTMENT: BOARDS AND COMMISSIONS
DIVISION: OFFICE OF PERSONNEL MANAGEMENT ROTA
ORG: 12111100

| ORG | OBJECT | DESCRIPTION | 2022 ACTUAL | 2023 ACTUAL | 2024 | 2025 | 2025 |
|---|--------------|--------------------------|----------------|----------------|--------------------|--------------------------|------------------------|
| | | | | | BUDGET PL 23-09 | DEPARTMENT SUBMISSION | GOVERNOR'S PROPOSAL |
| 12111100 | 61000 | WAGES & SALARIES | 41,098 | 44,696 | 54,925 | 63,231 | 50,184 |
| 12111100 | 61020 | HOLIDAY PAY | 0 | 515 | 0 | 0 | 0 |
| 12111100 | 62000 | FICA CONTRIBUTION | 2,548 | 2,803 | 0 | 3,920 | 3,111 |
| 12111100 | 62010 | MEDICARE CONTRIBUTION | 596 | 656 | 0 | 917 | 728 |
| 12111100 | 62200 | HEALTH INSURANCE PREMIUM | 0 | 10,619 | 0 | 11,151 | 11,151 |
| 12111100 | 62211 | PERSONNEL INSURANCE | 470 | 553 | 0 | 1,138 | 600 |
| TOTAL PERSONNEL | | | 44,713 | 59,841 | 54,925 | 80,358 | 65,774 |
| 12111100 | 63100 | REPAIR AND MAINTENANCE | 0 | 0 | 0 | 500 | 0 |
| 12111100 | 64090 | COMMUNICATIONS | 0 | 0 | 0 | 2,700 | 0 |
| 12111100 | 64720 | RENTAL-OFFICES | 0 | 0 | 0 | 12,000 | 0 |
| 12111100 | 65000 | OFFICE SUPPLIES | 0 | 0 | 0 | 500 | 0 |
| 12111100 | 65010 | OPERATIONAL SUPPLIES | 0 | 0 | 0 | 350 | 0 |
| 12111100 | 65900 | FREIGHT AND HANDLING | 42 | 0 | 0 | 0 | 0 |
| 12111100 | 69000 | OTHER EXPENSES | 0 | 0 | 565 | 0 | 0 |
| TOTAL OTHER EXPENSES | | | 42 | 0 | 565 | 16,050 | 0 |
| 12111100 | 64060 | UTILITIES | 0 | 0 | 0 | 0 | 0 |
| TOTAL PERSONNEL, OTHER EXPENSES, AND UTILITIES | | | 44,755 | 59,841 | 55,490 | 96,408 | 65,774 |
| 12111100 | 69010 | PUBLIC AUDITOR 1% FEE | 1,629 | 536 | 0 | 964 | 658 |
| GRAND TOTAL | | | 46,384 | 60,378 | 55,490 | 97,372 | 66,432 |
| NUMBER OF POSITIONS | | | 2 | 2 | 2 | 2 | 2 |

Budget Year: 2025

Department: Boards and Commissions
Division/Activity: Office of Personnel Management - Rota
Org Code: 12111100

| NOP | Job Class Code | Position | Employee | Employee Number | Personnel Status Code | Pay Grade/Step | Annual Salary | Allocation Percent | Allocation Salary | Total Fringe Benefits | Total |
|----------|----------------|--------------------------|-----------------------|-----------------|-----------------------|----------------|---------------|--------------------|-------------------|-----------------------|---------------|
| 1 | 0256 | PERSONNEL CLERK | MARIEL O. OGO | 3690 | FT | PL02/5 | 19,246 | 87.5% | 16,841 | 1,288 | 18,129 |
| 1 | 1502 | PERSONNEL SPECIALIST III | TINA MARIE S. MESNGON | 3743 | FT | PL15/6 | 38,106 | 87.5% | 33,343 | 14,302 | 47,645 |
| 2 | | | | | | | | | 50,184 | 15,590 | 65,774 |

COMMONWEALTH OF THE NORTHERN MARIANA ISLANDS

DEPARTMENT: BOARDS AND COMMISSIONS
DIVISION: COMMONWEALTH ELECTION COMMISSION
ORG: 11110200

| ORG | OBJECT | DESCRIPTION | 2022 ACTUAL | 2023 ACTUAL | 2024 | 2025 | 2025 |
|------------------------|--------|----------------------------|----------------|----------------|--------------------|--------------------------|------------------------|
| | | | | | BUDGET PL 23-09 | DEPARTMENT SUBMISSION | GOVERNOR'S PROPOSAL |
| 11110200 | 61000 | WAGES & SALARIES | 26,548 | 138,343 | 183,876 | 150,000 | 170,625 |
| 11110200 | 61010 | OVERTIME COMPENSATION | 2,443 | 7,055 | 0 | 30,000 | 0 |
| 11110200 | 61020 | HOLIDAY PAY | 0 | 5,913 | 0 | 0 | 0 |
| 11110200 | 61200 | BOARD & OTHER COMPENSATION | 0 | 1,050 | 0 | 25,000 | 0 |
| 11110200 | 62000 | FICA CONTRIBUTION | 1,797 | 9,388 | 0 | 9,300 | 10,579 |
| 11110200 | 62010 | MEDICARE CONTRIBUTION | 420 | 2,195 | 0 | 2,175 | 2,474 |
| 11110200 | 62100 | 401K EMPLOYER CONTRIBUTION | 998 | 4,499 | 0 | 4,075 | 4,900 |
| 11110200 | 62200 | HEALTH INSURANCE PREMIUM | 7,282 | 27,650 | 0 | 25,787 | 25,787 |
| 11110200 | 62211 | PERSONNEL INSURANCE | 395 | 567 | 0 | 1,834 | 866 |
| TOTAL PERSONNEL | | | 39,884 | 196,661 | 183,876 | 248,171 | 215,231 |
| 11110200 | 63000 | PROFESSIONAL SERVICES | 0 | 0 | 0 | 72,600 | 0 |
| 11110200 | 63100 | REPAIR AND MAINTENANCE | 4,887 | 0 | 0 | 15,000 | 0 |
| 11110200 | 63200 | PERSONNEL TRAINING COSTS | 0 | 0 | 0 | 20,000 | 0 |
| 11110200 | 63300 | CLEANING SERVICES | 0 | 320 | 0 | 0 | 0 |
| 11110200 | 63400 | RECRUITMENT/REPATRIATION | 0 | 0 | 0 | 240,000 | 0 |
| 11110200 | 64090 | COMMUNICATIONS | 0 | 0 | 0 | 20,000 | 0 |
| 11110200 | 64100 | PRINTING AND PHOTOCOPYING | 1,420 | 565 | 0 | 40,000 | 0 |
| 11110200 | 64110 | ADVERTISING | 0 | 0 | 0 | 10,000 | 0 |
| 11110200 | 64700 | RENTAL-VEHICLES | 0 | 0 | 0 | 10,000 | 0 |
| 11110200 | 64790 | RENTAL-OTHERS | 0 | 0 | 0 | 60,000 | 0 |
| 11110200 | 64800 | TRAVEL EXPENSES | 2,183 | 342 | 0 | 30,000 | 0 |
| 11110200 | 65000 | OFFICE SUPPLIES | 0 | 44 | 0 | 10,000 | 0 |
| 11110200 | 65010 | OPERATIONAL SUPPLIES | 0 | 357 | 0 | 20,000 | 0 |

COMMONWEALTH OF THE NORTHERN MARIANA ISLANDS

DEPARTMENT: BOARDS AND COMMISSIONS
DIVISION: COMMONWEALTH ELECTION COMMISSION
ORG: 11110200

| ORG | OBJECT | DESCRIPTION | 2022 ACTUAL | 2023 ACTUAL | 2024 BUDGET PL 23-09 | 2025 DEPARTMENT SUBMISSION | 2025 GOVERNOR'S PROPOSAL |
|---|--------------|-----------------------|----------------|----------------|----------------------------|----------------------------------|--------------------------------|
| 11110200 | 65020 | FOOD ITEMS | 0 | 0 | 0 | 15,000 | 0 |
| 11110200 | 65030 | FUEL & LUBRICATE | 0 | 0 | 0 | 10,000 | 0 |
| 11110200 | 65900 | FREIGHT AND HANDLING | 0 | 0 | 0 | 25,000 | 0 |
| 11110200 | 66070 | TECHNOLOGY EQUIP | 0 | 0 | 0 | 60,000 | 0 |
| 11110200 | 69000 | OTHER EXPENSES | 0 | 3,115 | 1,891 | 0 | 0 |
| TOTAL OTHER EXPENSES | | | 8,490 | 4,744 | 1,891 | 657,600 | 0 |
| 11110200 | 64060 | UTILITIES | 0 | 0 | 0 | 24,000 | 0 |
| TOTAL PERSONNEL, OTHER EXPENSES, AND UTILITIES | | | 48,375 | 201,404 | 185,767 | 929,771 | 215,231 |
| 11110200 | 69010 | PUBLIC AUDITOR 1% FEE | 1,430 | 1,795 | 0 | 11,051 | 2,152 |
| GRAND TOTAL | | | 49,804 | 203,200 | 185,767 | 940,822 | 217,383 |
| NUMBER OF POSITIONS | | | 6 | 6 | 6 | 6 | 6 |

Budget Year: 2025

Department: Boards and Commissions
Division/Activity: Commonwealth Election Commission
Org Code: 11110200

| NOP | Job Class Code | Position | Employee | Employee Number | Personnel Status Code | Pay Grade/Step | Annual Salary | Allocation Percent | Allocation Salary | Total Fringe Benefits | Total |
|----------|----------------|---------------------------|-----------------------------------|-----------------|-----------------------|----------------|---------------|--------------------|-------------------|-----------------------|----------------|
| 1 | 9075 | EXECUTIVE DIRECTOR | KAYLA S. IGITOL | 3665 | AP | UNG | 55,000 | 87.5% | 48,125 | 17,624 | 65,749 |
| 1 | 1144 | ADMINISTRATIVE OFFICER | AMBROSIO JOAQUIN LISUA | 3810 | ES | UNG | 35,000 | 87.5% | 30,625 | 7,053 | 37,678 |
| 1 | 1808 | ADMINISTRATIVE SPECIALIST | JOELYN FRANCES MADALYN L. MAGOFNA | 1828 | ES | UNG | 30,000 | 87.5% | 26,250 | 2,008 | 28,258 |
| 1 | 2913 | COMMUNITY COORDINATOR | BENWACHI N. TAISAKAN | 3757 | ES | UNG | 25,000 | 87.5% | 21,875 | 1,673 | 23,548 |
| 1 | 1970 | ELECTION REGISTER CLERK | ASHLEY MONIQUE B. BORNILLA | 3824 | ES | UNG | 25,000 | 87.5% | 21,875 | 2,548 | 24,423 |
| 1 | 1970 | ELECTION REGISTER CLERK | CHRISTINA K. NORITA | 3758 | ES | UNG | 25,000 | 87.5% | 21,875 | 13,700 | 35,575 |
| 6 | | | | | | | | | 170,625 | 44,606 | 215,231 |

COMMONWEALTH OF THE NORTHERN MARIANA ISLANDS

DEPARTMENT: BOARDS AND COMMISSIONS
DIVISION: BOARD OF PROFESSIONAL LICENSING
ORG: 11110500

| ORG | OBJECT | DESCRIPTION | 2022 | 2023 | 2024 | 2025 | 2025 |
|---|--------|----------------------------|---------------|---------------|--------------------|--------------------------|------------------------|
| | | | ACTUAL | ACTUAL | BUDGET PL 23-09 | DEPARTMENT SUBMISSION | GOVERNOR'S PROPOSAL |
| 11110500 | 61000 | WAGES & SALARIES | 62,104 | 49,173 | 78,799 | 118,572 | 71,995 |
| 11110500 | 61020 | HOLIDAY PAY | 0 | 316 | 0 | 0 | 0 |
| 11110500 | 62000 | FICA CONTRIBUTION | 3,851 | 3,068 | 0 | 7,351 | 4,464 |
| 11110500 | 62010 | MEDICARE CONTRIBUTION | 900 | 718 | 0 | 1,719 | 1,044 |
| 11110500 | 62100 | 401K EMPLOYER CONTRIBUTION | 612 | 1,127 | 0 | 2,343 | 2,100 |
| 11110500 | 62101 | RETIREMENT CONTRIBUTIONS | 0 | 0 | 0 | 22,434 | 0 |
| 11110500 | 62200 | HEALTH INSURANCE PREMIUM | 0 | 0 | 0 | 21,779 | 0 |
| 11110500 | 62211 | PERSONNEL INSURANCE | 466 | 366 | 0 | 2,134 | 945 |
| TOTAL PERSONNEL | | | 67,932 | 54,769 | 78,799 | 176,332 | 80,548 |
| 11110500 | 63300 | CLEANING SERVICES | 1,080 | 720 | 0 | 0 | 0 |
| 11110500 | 64040 | LICENSES AND FEES | 125 | 0 | 0 | 0 | 0 |
| 11110500 | 64080 | DUES AND SUBSCRIPTIONS | 8,514 | 0 | 0 | 0 | 0 |
| 11110500 | 64090 | COMMUNICATIONS | 1,325 | 666 | 0 | 0 | 0 |
| 11110500 | 64100 | PRINTING AND PHOTOCOPYING | 879 | 462 | 0 | 0 | 0 |
| 11110500 | 64110 | ADVERTISING | 0 | 135 | 0 | 0 | 0 |
| 11110500 | 64900 | OTHER SERVICES & CHARGES | 660 | 0 | 0 | 0 | 0 |
| 11110500 | 65010 | OPERATIONAL SUPPLIES | 138 | 0 | 0 | 0 | 0 |
| 11110500 | 65030 | FUEL & LUBRICATE | 1,150 | 0 | 0 | 0 | 0 |
| 11110500 | 69000 | OTHER EXPENSES | 0 | 0 | 811 | 0 | 0 |
| TOTAL OTHER EXPENSES | | | 13,871 | 1,983 | 811 | 0 | 0 |
| 11110500 | 64060 | UTILITIES | 112 | 0 | 0 | 0 | 0 |
| TOTAL PERSONNEL, OTHER EXPENSES, AND UTILITIES | | | 81,916 | 56,752 | 79,610 | 176,332 | 80,548 |

COMMONWEALTH OF THE NORTHERN MARIANA ISLANDS

DEPARTMENT: BOARDS AND COMMISSIONS
DIVISION: BOARD OF PROFESSIONAL LICENSING
ORG: 11110500

| ORG | OBJECT | DESCRIPTION | 2022 ACTUAL | 2023 ACTUAL | 2024 BUDGET PL 23-09 | 2025 DEPARTMENT SUBMISSION | 2025 GOVERNOR'S PROPOSAL |
|----------------------------|--------|-----------------------|----------------|----------------|----------------------------|----------------------------------|--------------------------------|
| 11110500 | 69010 | PUBLIC AUDITOR 1% FEE | 962 | 1,134 | 0 | 1,763 | 805 |
| GRAND TOTAL | | | 82,878 | 57,885 | 79,610 | 178,095 | 81,353 |
| NUMBER OF POSITIONS | | | 3 | 3 | 2 | 3 | 2 |

Budget Year: 2025

Department: Boards and Commissions
Division/Activity: Board of Professional Licensing
Org Code: 11110500

| NOP | Job Class Code | Position | Employee | Employee Number | Personnel Status Code | Pay Grade/Step | Annual Salary | Allocation Percent | Allocation Salary | Total Fringe Benefits | Total |
|-----|----------------|--------------------------|------------------------|-----------------|-----------------------|----------------|---------------|--------------------|-------------------|-----------------------|---------------|
| 1 | 9075 | EXECUTIVE DIRECTOR | ESTHER S. FLEMING | 721 | ES | UNG | 60,000 | 87.5% | 52,500 | 7,061 | 59,561 |
| 1 | 0023 | ADMINISTRATIVE ASSISTANT | GERALENE L. YAROFALPIY | 3752 | FT | PL05/5 | 22,280 | 87.5% | 19,495 | 1,491 | 20,986 |
| | | | | | | | | | 71,995 | 8,553 | 80,548 |

COMMONWEALTH OF THE NORTHERN MARIANA ISLANDS

DEPARTMENT: BOARDS AND COMMISSIONS
DIVISION: COMMONWEALTH PUBLIC UTILITIES COMMISSION
ORG: 11110800

| ORG | OBJECT | DESCRIPTION | 2022 ACTUAL | 2023 ACTUAL | 2024 BUDGET PL 23-09 | 2025 DEPARTMENT SUBMISSION | 2025 GOVERNOR'S PROPOSAL |
|---|--------|-----------------------|----------------|----------------|----------------------------|----------------------------------|--------------------------------|
| 11110800 | 61000 | WAGES & SALARIES | 0 | 0 | 65,354 | 0 | 43,750 |
| 11110800 | 62000 | FICA CONTRIBUTION | 0 | 0 | 0 | 0 | 2,713 |
| 11110800 | 62010 | MEDICARE CONTRIBUTION | 0 | 0 | 0 | 0 | 634 |
| TOTAL PERSONNEL | | | 0 | 0 | 65,354 | 0 | 47,097 |
| 11110800 | 69000 | OTHER EXPENSES | 0 | 0 | 667 | 0 | 0 |
| TOTAL OTHER EXPENSES | | | 0 | 0 | 667 | 0 | 0 |
| 11110800 | 64060 | UTILITIES | 0 | 0 | 0 | 0 | 0 |
| TOTAL PERSONNEL, OTHER EXPENSES, AND UTILITIES | | | 0 | 0 | 66,021 | 0 | 47,097 |
| 11110800 | 69010 | PUBLIC AUDITOR 1% FEE | 244 | 674 | 0 | 0 | 471 |
| GRAND TOTAL | | | 244 | 674 | 66,021 | 0 | 47,568 |
| NUMBER OF POSITIONS | | | 1 | 1 | 1 | 0 | 1 |

Budget Year: 2025

Department: Boards and Commissions
Division/Activity: Commonwealth Public Utilities
Org Code: 11110800

| NOP | Job Class Code | Position | Employee | Employee Number | Personnel Status Code | Pay Grade/Step | Annual Salary | Allocation Percent | Allocation Salary | Total Fringe Benefits | Total |
|----------|----------------|--------------------|----------|-----------------|-----------------------|----------------|---------------|--------------------|-------------------|-----------------------|---------------|
| 1 | 9190 | EXECUTIVE DIRECTOR | VACANT | | AP | UNG | 50,000 | 87.5% | 43,750 | 3,347 | 47,097 |
| 1 | | | | | | | | | 43,750 | 3,347 | 47,097 |

COMMONWEALTH OF THE NORTHERN MARIANA ISLANDS

DEPARTMENT: BOARDS AND COMMISSIONS
DIVISION: COMMONWEALTH CASINO COMMISSION
ORG: 11111200

| ORG | OBJECT | DESCRIPTION | 2022 ACTUAL | 2023 ACTUAL | 2024 | 2025 | 2025 |
|---|--------|----------------------------|----------------|----------------|--------------------|--------------------------|------------------------|
| | | | | | BUDGET PL 23-09 | DEPARTMENT SUBMISSION | GOVERNOR'S PROPOSAL |
| 11111200 | 61000 | WAGES & SALARIES | 0 | 0 | 1 | 0 | 1 |
| 11111200 | 61200 | BOARD & OTHER COMPENSATION | 275,166 | 108,333 | 0 | 0 | 0 |
| TOTAL PERSONNEL | | | 275,166 | 108,333 | 1 | 0 | 1 |
| 11111200 | 63100 | REPAIR AND MAINTENANCE | 3,806 | 1,612 | 0 | 0 | 0 |
| 11111200 | 64050 | INSURANCE | 1,352 | 0 | 0 | 0 | 0 |
| 11111200 | 64080 | DUES AND SUBSCRIPTIONS | 491 | 60 | 0 | 0 | 0 |
| 11111200 | 64090 | COMMUNICATIONS | 10,942 | 3,442 | 0 | 0 | 0 |
| 11111200 | 64100 | PRINTING AND PHOTOCOPYING | 2,262 | 921 | 0 | 0 | 0 |
| 11111200 | 64110 | ADVERTISING | 1,255 | 0 | 0 | 0 | 0 |
| 11111200 | 64800 | TRAVEL EXPENSES | 7,810 | 6,092 | 0 | 0 | 0 |
| 11111200 | 65000 | OFFICE SUPPLIES | 359 | 317 | 0 | 0 | 0 |
| 11111200 | 65010 | OPERATIONAL SUPPLIES | 702 | 251 | 0 | 0 | 0 |
| 11111200 | 65020 | FOOD ITEMS | 533 | 286 | 0 | 0 | 0 |
| 11111200 | 65030 | FUEL & LUBRICATE | 1,045 | 126 | 0 | 0 | 0 |
| 11111200 | 69000 | OTHER EXPENSES | 0 | 0 | 1 | 0 | 1 |
| TOTAL OTHER EXPENSES | | | 30,557 | 13,106 | 1 | 0 | 1 |
| 11111200 | 64060 | UTILITIES | 22,659 | 7,911 | 0 | 0 | 0 |
| TOTAL PERSONNEL, OTHER EXPENSES, AND UTILITIES | | | 328,382 | 129,350 | 2 | 0 | 2 |
| 11111200 | 69010 | PUBLIC AUDITOR 1% FEE | 0 | 0 | 0 | 0 | 0 |
| GRAND TOTAL | | | 328,382 | 129,350 | 2 | 0 | 2 |
| NUMBER OF POSITIONS | | | 0 | 0 | 0 | 0 | 0 |

COMMONWEALTH OF THE NORTHERN MARIANA ISLANDS

DEPARTMENT: BOARDS AND COMMISSIONS
DIVISION: COMMONWEALTH CANNABIS COMMISSION
ORG: 11110900

| ORG | OBJECT | DESCRIPTION | 2022 | 2023 | 2024 | 2025 | 2025 |
|------------------------|--------|----------------------------|---------------|---------------|--------------------|--------------------------|------------------------|
| | | | ACTUAL | ACTUAL | BUDGET PL 23-09 | DEPARTMENT SUBMISSION | GOVERNOR'S PROPOSAL |
| 11110900 | 61000 | WAGES & SALARIES | 25,769 | 26,252 | 113,007 | 230,000 | 1 |
| 11110900 | 61020 | HOLIDAY PAY | 0 | 785 | 0 | 0 | 0 |
| 11110900 | 62000 | FICA CONTRIBUTION | 1,598 | 1,676 | 0 | 14,260 | 0 |
| 11110900 | 62010 | MEDICARE CONTRIBUTION | 374 | 392 | 0 | 3,335 | 0 |
| 11110900 | 62100 | 401K EMPLOYER CONTRIBUTION | 0 | 591 | 0 | 0 | 0 |
| 11110900 | 62200 | HEALTH INSURANCE PREMIUM | 5,150 | 0 | 0 | 0 | 0 |
| 11110900 | 62211 | PERSONNEL INSURANCE | 0 | 278 | 0 | 4,140 | 0 |
| TOTAL PERSONNEL | | | 32,890 | 29,973 | 113,007 | 251,735 | 1 |
| 11110900 | 63001 | OFFICIAL REPRESENTATION | 0 | 0 | 0 | 5,000 | 0 |
| 11110900 | 63100 | REPAIR AND MAINTENANCE | 0 | 0 | 0 | 5,000 | 0 |
| 11110900 | 64040 | LICENSES AND FEES | 0 | 0 | 0 | 150,000 | 0 |
| 11110900 | 64080 | DUES AND SUBSCRIPTIONS | 0 | 0 | 0 | 300 | 0 |
| 11110900 | 64090 | COMMUNICATIONS | 0 | 0 | 0 | 3,500 | 0 |
| 11110900 | 64100 | PRINTING AND PHOTOCOPYING | 0 | 0 | 0 | 1,500 | 0 |
| 11110900 | 64110 | ADVERTISING | 0 | 0 | 0 | 2,000 | 0 |
| 11110900 | 64730 | RENTAL-OFFICE EQUIPMENT | 0 | 0 | 0 | 1,000 | 0 |
| 11110900 | 64790 | RENTAL-OTHERS | 0 | 0 | 0 | 1,000 | 0 |
| 11110900 | 64800 | TRAVEL EXPENSES | 0 | 0 | 0 | 24,000 | 0 |
| 11110900 | 65000 | OFFICE SUPPLIES | 0 | 0 | 0 | 1,000 | 0 |
| 11110900 | 65010 | OPERATIONAL SUPPLIES | 0 | 0 | 0 | 5,000 | 0 |
| 11110900 | 65030 | FUEL & LUBRICATE | 0 | 0 | 0 | 1,700 | 0 |
| 11110900 | 65040 | FURNITURE & FIXTURES | 0 | 0 | 0 | 5,000 | 0 |
| 11110900 | 66020 | IMPROVEMENTS | 0 | 0 | 0 | 3,000 | 0 |

COMMONWEALTH OF THE NORTHERN MARIANA ISLANDS

DEPARTMENT: BOARDS AND COMMISSIONS
DIVISION: COMMONWEALTH CANNABIS COMMISSION
ORG: 11110900

| ORG | OBJECT | DESCRIPTION | 2022 ACTUAL | 2023 ACTUAL | 2024 BUDGET PL 23-09 | 2025 DEPARTMENT SUBMISSION | 2025 GOVERNOR'S PROPOSAL |
|---|--------|-----------------------|----------------|----------------|----------------------------|----------------------------------|--------------------------------|
| 11110900 | 66060 | VEHICLES | 0 | 0 | 0 | 50,000 | 0 |
| 11110900 | 66070 | TECHNOLOGY EQUIP | 0 | 0 | 0 | 10,000 | 0 |
| 11110900 | 69000 | OTHER EXPENSES | 0 | 0 | 1,162 | 15,000 | 0 |
| TOTAL OTHER EXPENSES | | | 0 | 0 | 1,162 | 284,000 | 0 |
| 11110900 | 64060 | UTILITIES | 0 | 0 | 0 | 4,000 | 0 |
| TOTAL PERSONNEL, OTHER EXPENSES, AND UTILITIES | | | 32,890 | 29,973 | 114,169 | 539,735 | 1 |
| 11110900 | 69010 | PUBLIC AUDITOR 1% FEE | 466 | 468 | 0 | 2,376 | 0 |
| GRAND TOTAL | | | 33,356 | 30,441 | 114,169 | 542,111 | 1 |
| NUMBER OF POSITIONS | | | 3 | 3 | 3 | 6 | 3 |

COMMONWEALTH OF THE NORTHERN MARIANA ISLANDS

DEPARTMENT: BOARDS AND COMMISSIONS
DIVISION: CNMI CANNABIS COMMISSION BOARD
ORG: 11111000

| ORG | OBJECT | DESCRIPTION | 2022 ACTUAL | 2023 ACTUAL | 2024 BUDGET PL 23-09 | 2025 DEPARTMENT SUBMISSION | 2025 GOVERNOR'S PROPOSAL |
|---|--------|----------------------------|----------------|----------------|----------------------------|----------------------------------|--------------------------------|
| 11111000 | 61000 | WAGES & SALARIES | 0 | 0 | 275,000 | 0 | 0 |
| 11111000 | 61200 | BOARD & OTHER COMPENSATION | 18,333 | 187,917 | 0 | 275,000 | 1 |
| TOTAL PERSONNEL | | | 18,333 | 187,917 | 275,000 | 275,000 | 1 |
| 11111000 | 64800 | TRAVEL EXPENSES | 0 | 11,440 | 0 | 10,000 | 0 |
| 11111000 | 69000 | OTHER EXPENSES | 0 | 18,333 | 2,750 | 0 | 0 |
| TOTAL OTHER EXPENSES | | | 0 | 29,774 | 2,750 | 10,000 | 0 |
| 11111000 | 64060 | UTILITIES | 0 | 0 | 0 | 0 | 0 |
| TOTAL PERSONNEL, OTHER EXPENSES, AND UTILITIES | | | 18,333 | 217,691 | 277,750 | 285,000 | 1 |
| 11111000 | 69010 | PUBLIC AUDITOR 1% FEE | 4,647 | 2,778 | 0 | 2,850 | 0 |
| GRAND TOTAL | | | 22,980 | 220,468 | 277,750 | 287,850 | 1 |
| NUMBER OF POSITIONS | | | 0 | 0 | 0 | 0 | 0 |

COMMONWEALTH OF THE NORTHERN MARIANA ISLANDS

DEPARTMENT: INDEPENDENT PROGRAM
DIVISION: CNMI SCHOLARSHIP OFFICE
ORG: 11881400

| ORG | OBJECT | DESCRIPTION | 2022 | 2023 | 2024 | 2025 | 2025 |
|-----------------------------|--------|----------------------------|----------------|----------------|--------------------|--------------------------|------------------------|
| | | | ACTUAL | ACTUAL | BUDGET PL 23-09 | DEPARTMENT SUBMISSION | GOVERNOR'S PROPOSAL |
| 11881400 | 61000 | WAGES & SALARIES | 163,767 | 147,074 | 217,699 | 255,492 | 198,903 |
| 11881400 | 61020 | HOLIDAY PAY | 0 | 1,968 | 0 | 0 | 0 |
| 11881400 | 62000 | FICA CONTRIBUTION | 10,153 | 9,241 | 0 | 15,841 | 12,333 |
| 11881400 | 62010 | MEDICARE CONTRIBUTION | 2,375 | 2,161 | 0 | 3,705 | 2,884 |
| 11881400 | 62100 | 401K EMPLOYER CONTRIBUTION | 93 | 742 | 0 | 0 | 2,052 |
| 11881400 | 62101 | RETIREMENT CONTRIBUTIONS | 0 | 0 | 0 | 2,586 | 0 |
| 11881400 | 62200 | HEALTH INSURANCE PREMIUM | 20,599 | 23,986 | 0 | 8,705 | 21,779 |
| 11881400 | 62211 | PERSONNEL INSURANCE | 2,065 | 1,886 | 0 | 4,599 | 2,718 |
| TOTAL PERSONNEL | | | 199,052 | 187,058 | 217,699 | 290,928 | 240,669 |
| 11881400 | 63000 | PROFESSIONAL SERVICES | 0 | 0 | 0 | 2,400 | 0 |
| 11881400 | 63100 | REPAIR AND MAINTENANCE | 0 | 0 | 0 | 5,000 | 0 |
| 11881400 | 63300 | CLEANING SERVICES | 0 | 0 | 0 | 4,200 | 0 |
| 11881400 | 64080 | DUES AND SUBSCRIPTIONS | 0 | 0 | 0 | 73,225 | 0 |
| 11881400 | 64090 | COMMUNICATIONS | 0 | 0 | 0 | 6,000 | 0 |
| 11881400 | 64110 | ADVERTISING | 0 | 0 | 0 | 700 | 0 |
| 11881400 | 64800 | TRAVEL EXPENSES | 4,486 | 0 | 0 | 14,000 | 0 |
| 11881400 | 64900 | OTHER SERVICES & CHARGES | 0 | 0 | 0 | 2,000 | 0 |
| 11881400 | 65000 | OFFICE SUPPLIES | 44 | 42 | 0 | 2,500 | 0 |
| 11881400 | 65010 | OPERATIONAL SUPPLIES | 226 | 3,115 | 0 | 2,500 | 0 |
| 11881400 | 65030 | FUEL & LUBRICATE | 0 | 0 | 0 | 1,300 | 0 |
| 11881400 | 69000 | OTHER EXPENSES | 65 | 0 | 2,239 | 2,000 | 0 |
| 11881400 | 69100 | SCHOLARSHIPS AND GRANTS | 0 | -7,350 | 0 | 1,200,000 | 0 |
| TOTAL OTHER EXPENSES | | | 4,822 | -4,193 | 2,239 | 1,315,825 | 0 |

COMMONWEALTH OF THE NORTHERN MARIANA ISLANDS

DEPARTMENT: INDEPENDENT PROGRAM
DIVISION: CNMI SCHOLARSHIP OFFICE
ORG: 11881400

| ORG | OBJECT | DESCRIPTION | 2022 ACTUAL | 2023 ACTUAL | 2024 BUDGET PL 23-09 | 2025 DEPARTMENT SUBMISSION | 2025 GOVERNOR'S PROPOSAL |
|---|--------|-----------------------|----------------|----------------|----------------------------|----------------------------------|--------------------------------|
| 11881400 | 64060 | UTILITIES | 0 | 0 | 0 | 6,000 | 0 |
| TOTAL PERSONNEL, OTHER EXPENSES, AND UTILITIES | | | 203,873 | 182,865 | 219,938 | 1,612,753 | 240,669 |
| 11881400 | 69010 | PUBLIC AUDITOR 1% FEE | 0 | 1,987 | 0 | 16,127 | 2,407 |
| GRAND TOTAL | | | 203,873 | 184,852 | 219,938 | 1,628,880 | 243,076 |
| NUMBER OF POSITIONS | | | 8 | 8 | 8 | 7 | 7 |

Budget Year: 2025

Department: Independent Program
Division/Activity: Scholarship and Grants
Org Code: 11881400

| NOP | Job Class Code | Position | Employee | Employee Number | Personnel Status Code | Pay Grade/Step | Annual Salary | Allocation Percent | Allocation Salary | Total Fringe Benefits | Total |
|----------|----------------|--------------------------------|-----------------------------|-----------------|-----------------------|----------------|---------------|--------------------|-------------------|-----------------------|----------------|
| 1 | 9118 | SCHOLARSHIP ADMINISTRATOR | MILDRED S. CAMACHO | 3469 | FT | UNG | 50,000 | 87.5% | 43,750 | 15,285 | 59,035 |
| 1 | 1015 | ADMINISTRATIVE OFFICER I | AILEEN M. FARLEY | 3486 | FT | PL11/10 | 38,106 | 87.5% | 33,343 | 2,551 | 35,894 |
| 1 | 1015 | ADMINISTRATIVE OFFICER I | MONICA V. MANIBUSAN | 3481 | FT | PL11/4 | 28,436 | 87.5% | 24,881 | 5,836 | 30,717 |
| 1 | 1017 | ADMINISTRATIVE OFFICER III | CARMEN CONCEPCION P. SABLAN | 3485 | FT | PL15/8 | 42,012 | 87.5% | 36,761 | 12,088 | 48,849 |
| 1 | 0044 | CLERK II | JAMIE A. IGISAIAR | 5795 | FT | PL01/3 | 16,626 | 87.5% | 14,547 | 1,695 | 16,242 |
| 1 | 2969 | COMPLIANCE & REPAYMENT OFFICER | JOVENE R. OGO | 3468 | FT | PL14/2 | 29,857 | 87.5% | 26,125 | 2,469 | 28,594 |
| 1 | 1382 | COMPLIANCE SPECIALIST I | JOCELYN T. BLAS | 3475 | FT | PL09/1 | 22,280 | 87.5% | 19,495 | 1,842 | 21,337 |
| 7 | | | | | | | | | 198,903 | 41,766 | 240,669 |

COMMONWEALTH OF THE NORTHERN MARIANA ISLANDS

DEPARTMENT: INDEPENDENT PROGRAM

DIVISION: SUBSTANCE ABUSE, ADDICTION, AND REHABILITATION

ORG: 11881500

| ORG | OBJECT | DESCRIPTION | 2022 | 2023 | 2024 | 2025 | 2025 |
|------------------------|--------|---------------------------|---------------|----------------|--------------------|--------------------------|------------------------|
| | | | ACTUAL | ACTUAL | BUDGET PL 23-09 | DEPARTMENT SUBMISSION | GOVERNOR'S PROPOSAL |
| 11881500 | 61000 | WAGES & SALARIES | 67,415 | 166,264 | 451,239 | 532,500 | 310,344 |
| 11881500 | 61020 | HOLIDAY PAY | 0 | 5,585 | 0 | 0 | 0 |
| 11881500 | 62000 | FICA CONTRIBUTION | 4,180 | 10,655 | 0 | 33,015 | 19,241 |
| 11881500 | 62010 | MEDICARE CONTRIBUTION | 977 | 2,492 | 0 | 7,721 | 4,500 |
| 11881500 | 62200 | HEALTH INSURANCE PREMIUM | 7,704 | 16,742 | 0 | 25,439 | 25,265 |
| 11881500 | 62211 | PERSONNEL INSURANCE | 1,091 | 1,117 | 0 | 1,854 | 1,625 |
| TOTAL PERSONNEL | | | 81,367 | 202,856 | 451,239 | 600,529 | 360,975 |
| 11881500 | 63000 | PROFESSIONAL SERVICES | 10,333 | 9,000 | 0 | 40,000 | 0 |
| 11881500 | 63100 | REPAIR AND MAINTENANCE | 4,189 | 12,167 | 0 | 4,000 | 0 |
| 11881500 | 63200 | PERSONNEL TRAINING COSTS | 17,153 | 0 | 0 | 0 | 0 |
| 11881500 | 63300 | CLEANING SERVICES | 0 | 535 | 0 | 0 | 0 |
| 11881500 | 64080 | DUES AND SUBSCRIPTIONS | 0 | 0 | 0 | 1,500 | 0 |
| 11881500 | 64090 | COMMUNICATIONS | 7,173 | 8,167 | 0 | 9,000 | 0 |
| 11881500 | 64100 | PRINTING AND PHOTOCOPYING | 750 | 318 | 0 | 1,160 | 0 |
| 11881500 | 64800 | TRAVEL EXPENSES | 0 | 513 | 0 | 0 | 0 |
| 11881500 | 64900 | OTHER SERVICES & CHARGES | 0 | 483 | 0 | 0 | 0 |
| 11881500 | 65000 | OFFICE SUPPLIES | 2,050 | 924 | 0 | 5,000 | 0 |
| 11881500 | 65010 | OPERATIONAL SUPPLIES | 28,654 | 33,051 | 0 | 36,000 | 0 |
| 11881500 | 65020 | FOOD ITEMS | 3,331 | 7,836 | 0 | 4,800 | 0 |
| 11881500 | 65030 | FUEL & LUBRICATE | 14,012 | 7,579 | 0 | 18,720 | 0 |
| 11881500 | 65900 | FREIGHT AND HANDLING | 300 | 0 | 0 | 0 | 0 |
| 11881500 | 66000 | CAPITAL ASSETS | 0 | 3,098 | 0 | 0 | 0 |
| 11881500 | 66040 | MACHINERY | 0 | 0 | 0 | 2,500 | 0 |

COMMONWEALTH OF THE NORTHERN MARIANA ISLANDS

DEPARTMENT: INDEPENDENT PROGRAM

DIVISION: SUBSTANCE ABUSE, ADDICTION, AND REHABILITATION

ORG: 11881500

| ORG | OBJECT | DESCRIPTION | 2022 ACTUAL | 2023 ACTUAL | 2024 BUDGET PL 23-09 | 2025 DEPARTMENT SUBMISSION | 2025 GOVERNOR'S PROPOSAL |
|---|--------|-----------------------|----------------|----------------|----------------------------|----------------------------------|--------------------------------|
| 11881500 | 66060 | VEHICLES | 119,985 | 0 | 0 | 0 | 0 |
| 11881500 | 66070 | TECHNOLOGY EQUIP | 0 | 0 | 0 | 2,500 | 0 |
| 11881500 | 69000 | OTHER EXPENSES | 0 | 0 | 4,641 | 0 | 0 |
| TOTAL OTHER EXPENSES | | | 207,931 | 83,672 | 4,641 | 125,180 | 0 |
| 11881500 | 64060 | UTILITIES | 6,053 | 0 | 0 | 41,400 | 0 |
| TOTAL PERSONNEL, OTHER EXPENSES, AND UTILITIES | | | 295,351 | 286,528 | 455,880 | 767,109 | 360,975 |
| 11881500 | 69010 | PUBLIC AUDITOR 1% FEE | 0 | 2,643 | 0 | 0 | 3,610 |
| GRAND TOTAL | | | 295,351 | 289,171 | 455,880 | 767,109 | 364,585 |
| NUMBER OF POSITIONS | | | 17 | 2 | 15 | 17 | 15 |

GENERAL FUND

Budget Year: 2025

Department: Independent Program
Division/Activity: Substance Abuse Prevention
Org Code: 11881500

| NOP | Job Class Code | Position | Employee | Employee Number | Personnel Status Code | Pay Grade/Step | Annual Salary | Allocation Percent | Allocation Salary | Total Fringe Benefits | Total |
|-----------|----------------|--------------------------------|-------------------------|-----------------|-----------------------|----------------|---------------|--------------------|-------------------|-----------------------|----------------|
| 1 | 3790 | SA FOR SUBSTANCE ABUSE & REHAB | DIEGO M. SABLAN | 6007 | AP | UNG | 65,174 | 87.5% | 57,027 | 12,533 | 69,560 |
| 1 | 1144 | ADMINISTRATIVE OFFICER | JOAQUINA MARIE C. BORJA | 2786 | ES | UNG | 38,000 | 87.5% | 33,250 | 3,142 | 36,392 |
| 1 | 3779 | CASE MANAGEMENT SUPERVISOR | JAYRA C. MANGLONA | 2789 | ES | UNG | 36,000 | 87.5% | 31,500 | 2,410 | 33,910 |
| 1 | 3803 | DRUG & ALCOHOL LEAD COUNSELOR | VACANT | | ES | UNG | 1 | 87.5% | 1 | 0 | 1 |
| 1 | 3786 | GROUP HOME TECHNICIAN | VACANT | | ES | UNG | 1 | 87.5% | 1 | 0 | 1 |
| 1 | 3804 | PEER SUPPORT & RECOVERY SPEC. | PERRY LAWRENCE M. IGUEL | 4044 | ES | UNG | 35,000 | 87.5% | 30,625 | 13,494 | 44,119 |
| 1 | 3804 | PEER SUPPORT & RECOVERY SPEC. | VACANT | | ES | UNG | 1 | 87.5% | 1 | 0 | 1 |
| 1 | 3013 | PROGRAM MANAGER | CHARLOTTE R. FLORES | 2767 | ES | UNG | 40,000 | 87.5% | 35,000 | 2,678 | 37,678 |
| 1 | 2378 | RE-ENTRY SPECIALIST | TARA MARIE M. NAMAULEG | 2779 | ES | UNG | 30,500 | 87.5% | 26,688 | 2,042 | 28,729 |
| 1 | 3799 | RESIDENTIAL HOME ASST. SUPV. | MARIANA I. TEIGITA | 2787 | ES | UNG | 30,000 | 87.5% | 26,250 | 2,008 | 28,258 |
| 1 | 3798 | RESIDENTIAL HOME LEAD SUPV. | ITIMAL L. TAISAKAN | 2775 | ES | UNG | 32,000 | 87.5% | 28,000 | 5,627 | 33,627 |
| 1 | 3789 | RESIDENTIAL HOME SPECIALIST | BRENDA LINA S. AGUON | 2772 | ES | UNG | 24,000 | 87.5% | 21,000 | 5,092 | 26,092 |
| 1 | 3789 | RESIDENTIAL HOME SPECIALIST | PATRICK I. DOWAI JR | 2762 | ES | UNG | 24,000 | 87.5% | 21,000 | 1,607 | 22,607 |
| 1 | 3789 | RESIDENTIAL HOME SPECIALIST | VACANT | | ES | UNG | 1 | 87.5% | 1 | 0 | 1 |
| 1 | 3789 | RESIDENTIAL HOME SPECIALIST | VACANT | | ES | UNG | 1 | 87.5% | 1 | 0 | 1 |
| 15 | | | | | | | | | 310,344 | 50,631 | 360,975 |

COMMONWEALTH OF THE NORTHERN MARIANA ISLANDS

DEPARTMENT: INDEPENDENT PROGRAM

DIVISION: ELECTED ATTORNEY GENERAL

ORG: 11880500

| ORG | OBJECT | DESCRIPTION | 2022 | 2023 | 2024 | 2025 | 2025 |
|------------------------|--------|------------------------------|------------------|------------------|--------------------|--------------------------|------------------------|
| | | | ACTUAL | ACTUAL | BUDGET PL 23-09 | DEPARTMENT SUBMISSION | GOVERNOR'S PROPOSAL |
| 11880500 | 61000 | WAGES & SALARIES | 1,403,336 | 1,765,805 | 2,910,234 | 2,878,112 | 2,188,730 |
| 11880500 | 61020 | HOLIDAY PAY | 0 | 27,861 | 0 | 0 | 0 |
| 11880500 | 61200 | BOARD & OTHER COMPENSATION | 9,768 | 0 | 0 | 0 | 0 |
| 11880500 | 62000 | FICA CONTRIBUTION | 87,613 | 111,208 | 0 | 178,443 | 135,702 |
| 11880500 | 62010 | MEDICARE CONTRIBUTION | 20,491 | 26,009 | 0 | 41,733 | 31,737 |
| 11880500 | 62100 | 401K EMPLOYER CONTRIBUTION | 29,857 | 38,962 | 0 | 61,794 | 43,447 |
| 11880500 | 62101 | RETIREMENT CONTRIBUTIONS | 48,794 | 48,608 | 0 | 48,607 | 48,607 |
| 11880500 | 62200 | HEALTH INSURANCE PREMIUM | 142,077 | 198,620 | 0 | 206,987 | 177,376 |
| 11880500 | 62211 | PERSONNEL INSURANCE | 10,454 | 12,859 | 0 | 51,806 | 22,274 |
| TOTAL PERSONNEL | | | 1,752,390 | 2,229,932 | 2,910,234 | 3,467,482 | 2,647,873 |
| 11880500 | 63000 | PROFESSIONAL SERVICES | 43 | 0 | 0 | 51,500 | 0 |
| 11880500 | 63100 | REPAIR AND MAINTENANCE | 760 | 615 | 0 | 5,000 | 0 |
| 11880500 | 63300 | CLEANING SERVICES | 3,400 | 4,380 | 0 | 12,960 | 0 |
| 11880500 | 63400 | RECRUITMENT/REPATRIATION | 0 | 0 | 0 | 51,210 | 0 |
| 11880500 | 64041 | LICENSES AND FEES TECHNOLOGY | 0 | 0 | 0 | 63,637 | 0 |
| 11880500 | 64070 | STORAGE AND HANDLING | 0 | 1,750 | 0 | 0 | 0 |
| 11880500 | 64080 | DUES AND SUBSCRIPTIONS | 5,393 | 0 | 0 | 57,747 | 0 |
| 11880500 | 64090 | COMMUNICATIONS | 0 | 3,838 | 0 | 45,600 | 0 |
| 11880500 | 64100 | PRINTING AND PHOTOCOPYING | 1,162 | 144 | 0 | 4,700 | 0 |
| 11880500 | 64790 | RENTAL-OTHERS | 0 | 2,560 | 0 | 0 | 0 |
| 11880500 | 64800 | TRAVEL EXPENSES | 11,132 | 514 | 0 | 15,000 | 0 |
| 11880500 | 65000 | OFFICE SUPPLIES | 1,933 | 1,394 | 0 | 5,000 | 0 |
| 11880500 | 65010 | OPERATIONAL SUPPLIES | 2,131 | 2,185 | 0 | 6,000 | 0 |

COMMONWEALTH OF THE NORTHERN MARIANA ISLANDS

DEPARTMENT: INDEPENDENT PROGRAM

DIVISION: ELECTED ATTORNEY GENERAL

ORG: 11880500

| ORG | OBJECT | DESCRIPTION | 2022 ACTUAL | 2023 ACTUAL | 2024 BUDGET PL 23-09 | 2025 DEPARTMENT SUBMISSION | 2025 GOVERNOR'S PROPOSAL |
|---|--------|-----------------------------|------------------|------------------|----------------------------|----------------------------------|--------------------------------|
| 11880500 | 65030 | FUEL & LUBRICATE | 773 | 218 | 0 | 10,000 | 0 |
| 11880500 | 65800 | BOOKS AND LIBRARY MATERIALS | 2,458 | 0 | 0 | 0 | 0 |
| 11880500 | 69000 | OTHER EXPENSES | 0 | 0 | 29,876 | 0 | 0 |
| 11880500 | 69020 | SETTLEMENT AGST GOVERNMENT | 0 | 65,000 | 0 | 0 | 0 |
| TOTAL OTHER EXPENSES | | | 29,184 | 82,598 | 29,876 | 328,354 | 0 |
| 11880500 | 64060 | UTILITIES | 802 | 0 | 0 | 59,222 | 0 |
| TOTAL PERSONNEL, OTHER EXPENSES, AND UTILITIES | | | 1,782,376 | 2,312,529 | 2,940,110 | 3,855,058 | 2,647,873 |
| 11880500 | 69010 | PUBLIC AUDITOR 1% FEE | 19,999 | 26,118 | 0 | 0 | 26,479 |
| GRAND TOTAL | | | 1,802,375 | 2,338,647 | 2,940,110 | 3,855,058 | 2,674,352 |
| NUMBER OF POSITIONS | | | 55 | 60 | 53 | 53 | 53 |

GENERAL FUND

Budget Year: 2025

Department: Independent Program
Division/Activity: Elected Attorney General
Org Code: 11880500

| NOP | Job Class Code | Position | Employee | Employee Number | Personnel Status Code | Pay Grade/Step | Annual Salary | Allocation Percent | Allocation Salary | Total Fringe Benefits | Total |
|-----|----------------|--------------------------------|-----------------------------|-----------------|-----------------------|----------------|---------------|--------------------|-------------------|-----------------------|---------|
| 1 | 9003 | ATTORNEY GENERAL | EDWARD E. MANIBUSAN | 546 | EL | UNG | 130,000 | 100% | 130,000 | 66,092 | 196,092 |
| 1 | 9181 | DEPUTY ATTORNEY GENERAL | VACANT | | ES | UNG | 105,000 | 87.5% | 91,875 | 7,028 | 98,903 |
| 1 | 9209 | CHIEF PROSECUTOR | CHESTER M. HINDS | 541 | ES | UNG | 84,000 | 87.5% | 73,500 | 19,714 | 93,214 |
| 1 | 9296 | CHIEF, CIVIL DIVISION | ALISON M. NELSON | 3883 | ES | UNG | 84,000 | 87.5% | 73,500 | 13,371 | 86,871 |
| 1 | 9312 | CHIEF, SOLICITOR DIVISION | JONATHAN R. GLASS JR | 538 | ES | UNG | 84,000 | 87.5% | 73,500 | 12,048 | 85,548 |
| 1 | 9001 | ASSISTANT ATTORNEY GENERAL | CARL ALLEN F. DELA CRUZ | 2757 | ES | UNG | 74,550 | 87.5% | 65,231 | 16,141 | 81,373 |
| 1 | 9001 | ASSISTANT ATTORNEY GENERAL | CHARLES P. REYES JR | 547 | ES | UNG | 78,750 | 87.5% | 68,906 | 11,513 | 80,419 |
| 1 | 9001 | ASSISTANT ATTORNEY GENERAL | DAVID P. KARCH | 6079 | ES | UNG | 71,400 | 87.5% | 62,475 | 17,055 | 79,530 |
| 1 | 9001 | ASSISTANT ATTORNEY GENERAL | DUSTIN D. ROLLINS | 2740 | ES | UNG | 100,000 | 87.5% | 87,500 | 11,754 | 99,254 |
| 1 | 9001 | ASSISTANT ATTORNEY GENERAL | FRANCES MORELLA T. DEMAPAN | 5572 | ES | UNG | 75,000 | 0% | - | - | - |
| 1 | 9001 | ASSISTANT ATTORNEY GENERAL | GREGORY P. CENAC JR | 2935 | ES | UNG | 68,250 | 87.5% | 59,719 | 9,128 | 68,847 |
| 1 | 9001 | ASSISTANT ATTORNEY GENERAL | HEATHER P. BARCINAS | 548 | ES | UNG | 76,650 | 87.5% | 67,069 | 9,823 | 76,892 |
| 1 | 9001 | ASSISTANT ATTORNEY GENERAL | HUNTER D. HUNT | 2745 | ES | UNG | 71,925 | 87.5% | 62,934 | 9,432 | 72,367 |
| 1 | 9001 | ASSISTANT ATTORNEY GENERAL | JAMES R. KINGMAN | 6111 | ES | UNG | 85,000 | 87.5% | 74,375 | 13,488 | 87,863 |
| 1 | 9001 | ASSISTANT ATTORNEY GENERAL | KEISHA BLAISE | 2741 | ES | UNG | 76,000 | 87.5% | 66,500 | 8,572 | 75,072 |
| 1 | 9001 | ASSISTANT ATTORNEY GENERAL | LUCIA LINDA BLANCO-MARATITA | 6003 | ES | UNG | 68,000 | 87.5% | 59,500 | 4,552 | 64,052 |
| 1 | 9001 | ASSISTANT ATTORNEY GENERAL | REBECCA RAE WIGGINS | 4624 | ES | UNG | 75,000 | 87.5% | 65,625 | 14,789 | 80,414 |
| 1 | 9001 | ASSISTANT ATTORNEY GENERAL | RELLANI B. OGUMORO | 3013 | ES | UNG | 68,250 | 87.5% | 59,719 | 15,176 | 74,895 |
| 1 | 9001 | ASSISTANT ATTORNEY GENERAL | STEPHEN T. ANSON | 539 | ES | UNG | 80,000 | 87.5% | 70,000 | 15,299 | 85,299 |
| 1 | 9001 | ASSISTANT ATTORNEY GENERAL | THOMAS J. SCHWEIGER | 537 | ES | UNG | 78,750 | 87.5% | 68,906 | 16,422 | 85,329 |
| 1 | 9001 | ASSISTANT ATTORNEY GENERAL | VACANT | | ES | UNG | 1 | 87.5% | 1 | 0 | 1 |
| 1 | 9001 | ASSISTANT ATTORNEY GENERAL | VACANT | | ES | UNG | 1 | 87.5% | 1 | 0 | 1 |
| 1 | 9001 | ASSISTANT ATTORNEY GENERAL | VACANT | | ES | UNG | 1 | 87.5% | 1 | 0 | 1 |
| 1 | 9001 | ASSISTANT ATTORNEY GENERAL | VACANT | | ES | UNG | 1 | 87.5% | 1 | 0 | 1 |
| 1 | 9001 | ASSISTANT ATTORNEY GENERAL | VACANT | | ES | UNG | 1 | 87.5% | 1 | 0 | 1 |
| 1 | 9001 | ASSISTANT ATTORNEY GENERAL | VACANT | | ES | UNG | 1 | 87.5% | 1 | 0 | 1 |
| 1 | 1312 | ATTRNY GENERAL INVESTIGTOR II | VACANT | | PB | PL12/8 | 1 | 87.5% | 1 | 0 | 1 |
| 1 | 1313 | ATTRNY GENERAL INVESTIGTOR III | URBANO D. BABAUTA | 2754 | FT | PL14/10 | 44,113 | 87.5% | 38,599 | 5,192 | 43,790 |
| 1 | 1015 | ADMINISTRATIVE OFFICER I | JUANITA C. TORRES | 2749 | FT | PL11/8 | 34,564 | 87.5% | 30,243 | 4,068 | 34,311 |
| 1 | 2302 | CASEWORKER III | JUAN L. AGUON | 2759 | FT | PL15/6 | 38,106 | 87.5% | 33,343 | 2,551 | 35,894 |
| 1 | 1841 | CHIEF INVESTIGATOR | IKLUK THARNTON T. MASAYOS | 2756 | FT | PL19/3 | 40,012 | 87.5% | 35,010 | 4,079 | 39,089 |
| 1 | 0045 | CLERK III | JAYSON C. JOHN | 2758 | FT | PL01/6 | 19,246 | 87.5% | 16,841 | 1,591 | 18,432 |
| 1 | 3877 | GRANTS MANAGEMENT SPECIALIST | CARLA T. HOCOG | 2790 | FT | PL14/11 | 46,319 | 87.5% | 40,529 | 3,830 | 44,359 |
| 1 | 9300 | INFORMATION TECHNOLOGY MANAGER | WILLIAM H. RATHBURN | 2746 | ES | UNG | 52,000 | 87.5% | 45,500 | 15,451 | 60,951 |
| 1 | 1616 | IT NETWORK ADMINISTRATOR | ARTHUR B. VILLALUZ | 5543 | ES | UNG | 50,000 | 87.5% | 43,750 | 14,498 | 58,248 |
| 1 | 1369 | LEGAL ASSISTANT I | ANTONIO C. DELEON GUERRERO | 2752 | FT | PL11/3 | 27,082 | 87.5% | 23,696 | 2,239 | 25,936 |
| 1 | 1369 | LEGAL ASSISTANT I | EDITH D. NIRIC | 2771 | FT | PL11/4 | 28,436 | 87.5% | 24,881 | 2,899 | 27,780 |
| 1 | 1369 | LEGAL ASSISTANT I | KEOLA FLORANN F. TAISACAN | 2776 | FT | PL11/4 | 28,436 | 87.5% | 24,881 | 2,899 | 27,780 |
| 1 | 1369 | LEGAL ASSISTANT I | SEPHORA SHEERAH L. WILLIAM | 2755 | FT | PL11/1 | 24,564 | 87.5% | 21,493 | 6,376 | 27,869 |
| 1 | 1369 | LEGAL ASSISTANT I | VIANI O. DELA CRUZ | 2788 | FT | PL11/1 | 24,564 | 87.5% | 21,493 | 2,031 | 23,524 |
| 1 | 1370 | LEGAL ASSISTANT II | NORETA V. PAMINTUAN | 2784 | FT | PL13/8 | 38,106 | 87.5% | 33,343 | 11,628 | 44,972 |
| 1 | 0216 | LEGAL SECRETARY | CLARINDA-VIOLA C. OCAMPO | 2770 | FT | PL13/4 | 31,350 | 87.5% | 27,431 | 3,690 | 31,121 |

GENERAL FUND

Budget Year: 2025

Department: Independent Program
Division/Activity: Elected Attorney General
Org Code: 11880500

| NOP | Job Class Code | Position | Employee | Employee Number | Personnel Status Code | Pay Grade/Step | Annual Salary | Allocation Percent | Allocation Salary | Total Fringe Benefits | Total |
|-----------|----------------|-------------------------------|-------------------------------|-----------------|-----------------------|----------------|---------------|--------------------|-------------------|-----------------------|------------------|
| 1 | 0216 | LEGAL SECRETARY | ESTHER RUTH M. SAN NICOLAS | 2742 | FT | PL13/9 | 40,012 | 87.5% | 35,010 | 8,194 | 43,204 |
| 1 | 0216 | LEGAL SECRETARY | FRIEDA SOPHIA R. DEMAPAN | 2750 | FT | PL13/8 | 38,106 | 87.5% | 33,343 | 14,302 | 47,645 |
| 1 | 1014 | MANAGER, ADMINSTRIVE SERVICES | TINA MARIE S. DELEON GUERRERO | 2753 | FT | PL18/12 | 59,116 | 87.5% | 51,726 | 4,888 | 56,614 |
| 1 | 1889 | PARALEGAL | ANDREA GRACE M. KAIPAT | 2765 | ES | UNG | 35,000 | 87.5% | 30,625 | 5,828 | 36,453 |
| 1 | 1889 | PARALEGAL | ASHLEY CAITLYN C. BABAUTA | 2764 | ES | UNG | 25,000 | 87.5% | 21,875 | 2,548 | 24,423 |
| 1 | 1889 | PARALEGAL | LANI MAE U DIAZ | 2785 | ES | UNG | 32,000 | 0% | - | - | - |
| 1 | 1434 | PARALEGAL MANAGER | VACANT | | ES | UNG | 1 | 87.5% | 1 | 0 | 1 |
| 1 | 9318 | SPECIAL ASSISTANT TO THE AG | MARY KATHERINE S. DICKINSON | 543 | ES | UNG | 40,000 | 87.5% | 35,000 | 14,458 | 49,458 |
| 1 | 1920 | SPECIAL INVESTIGATOR | THELMA M. MIZER | 1193 | ES | UNG | 40,000 | 87.5% | 35,000 | 6,793 | 41,793 |
| 1 | 0822 | SPECIAL PROJECTS COORDINATOR | LEILANI DELON GUERRERO | NEW | LT | UNG | 30,000 | 87.5% | 26,250 | 10,674 | 36,924 |
| 1 | 2380 | VICTIM ADVOCATE | CELINA MARIA O. ROMOLOR-ROUTE | 2777 | FT | PL15/6 | 38,106 | 87.5% | 33,343 | 3,884 | 37,228 |
| 1 | 9515 | VICTIM WITNESS COORDINATOR | DIXIE ANN I. CAMACHO | 2747 | LT | UNG | 51,066 | 87.5% | 44,683 | 13,154 | 57,837 |
| 53 | | | | | | | | | 2,188,730 | 459,142 | 2,647,873 |

COMMONWEALTH OF THE NORTHERN MARIANA ISLANDS

DEPARTMENT: INDEPENDENT PROGRAM

DIVISION: GHLI RETIREES

ORG: 11881700

| ORG | OBJECT | DESCRIPTION | 2022 ACTUAL | 2023 ACTUAL | 2024 BUDGET PL 23-09 | 2025 DEPARTMENT SUBMISSION | 2025 GOVERNOR'S PROPOSAL |
|---|--------|------------------------------|----------------|-------------------|----------------------------|----------------------------------|--------------------------------|
| 11881700 | 61000 | WAGES & SALARIES | 0 | 0 | 33,955 | 0 | 1 |
| 11881700 | 62200 | HEALTH INSURANCE PREMIUM | 352 | 10,025,001 | 0 | 6,785,744 | 0 |
| 11881700 | 62210 | LIFE INSURANCE CONTRIBUTIONS | 68 | 507,063 | 0 | 492,754 | 0 |
| TOTAL PERSONNEL | | | 420 | 10,532,063 | 33,955 | 7,278,498 | 1 |
| 11881700 | 69000 | OTHER EXPENSES | 0 | 0 | 340 | 0 | 0 |
| TOTAL OTHER EXPENSES | | | 0 | 0 | 340 | 0 | 0 |
| 11881700 | 64060 | UTILITIES | 0 | 0 | 0 | 0 | 0 |
| TOTAL PERSONNEL, OTHER EXPENSES, AND UTILITIES | | | 420 | 10,532,063 | 34,295 | 7,278,498 | 1 |
| 11881700 | 69010 | PUBLIC AUDITOR 1% FEE | 0 | 65,650 | 0 | 72,785 | 0 |
| GRAND TOTAL | | | 420 | 10,597,713 | 34,295 | 7,351,283 | 1 |
| NUMBER OF POSITIONS | | | 0 | 0 | 0 | 0 | 0 |

COMMONWEALTH OF THE NORTHERN MARIANA ISLANDS

DEPARTMENT: INDEPENDENT PROGRAM
DIVISION: 25% RETIREES PENSION BENEFITS
ORG: 11884200

| ORG | OBJECT | DESCRIPTION | 2022 ACTUAL | 2023 ACTUAL | 2024 BUDGET PL 23-09 | 2025 DEPARTMENT SUBMISSION | 2025 GOVERNOR'S PROPOSAL |
|---|--------|--------------------------|-------------------|-------------------|----------------------------|----------------------------------|--------------------------------|
| 11884200 | 61000 | WAGES & SALARIES | 0 | 0 | 0 | 0 | 1 |
| 11884200 | 62101 | RETIREMENT CONTRIBUTIONS | 13,244,259 | 12,886,346 | 0 | 12,720,000 | 0 |
| TOTAL PERSONNEL | | | 13,244,259 | 12,886,346 | 0 | 12,720,000 | 1 |
| 11884200 | 69000 | OTHER EXPENSES | 0 | 0 | 1 | 0 | 0 |
| TOTAL OTHER EXPENSES | | | 0 | 0 | 1 | 0 | 0 |
| 11884200 | 64060 | UTILITIES | 0 | 0 | 0 | 0 | 0 |
| TOTAL PERSONNEL, OTHER EXPENSES, AND UTILITIES | | | 13,244,259 | 12,886,346 | 1 | 12,720,000 | 1 |
| 11884200 | 69010 | PUBLIC AUDITOR 1% FEE | 0 | 0 | 0 | 127,200 | 0 |
| GRAND TOTAL | | | 13,244,259 | 12,886,346 | 1 | 12,847,200 | 1 |
| NUMBER OF POSITIONS | | | 0 | 0 | 0 | 0 | 0 |

COMMONWEALTH OF THE NORTHERN MARIANA ISLANDS

DEPARTMENT: INDEPENDENT PROGRAM
DIVISION: GOVERNMENTAL UTILITIES
ORG: UNASSIGNED

| ORG | OBJECT | DESCRIPTION | 2022 ACTUAL | 2023 ACTUAL | 2024 BUDGET PL 23-09 | 2025 DEPARTMENT SUBMISSION | 2025 GOVERNOR'S PROPOSAL |
|---|--------|-----------------------|----------------|----------------|----------------------------|----------------------------------|--------------------------------|
| | 61000 | WAGES & SALARIES | 0 | 0 | 0 | 0 | 0 |
| TOTAL PERSONNEL | | | 0 | 0 | 0 | 0 | 0 |
| | 69000 | OTHER EXPENSES | 0 | 0 | 18,335 | 0 | 0 |
| TOTAL OTHER EXPENSES | | | 0 | 0 | 18,335 | 0 | 0 |
| | 64060 | UTILITIES | 0 | 0 | 1,815,204 | 0 | 1,800,000 |
| TOTAL PERSONNEL, OTHER EXPENSES, AND UTILITIES | | | 0 | 0 | 1,833,539 | 0 | 1,800,000 |
| | 69010 | PUBLIC AUDITOR 1% FEE | 0 | 0 | 0 | 0 | 18,000 |
| GRAND TOTAL | | | 0 | 0 | 1,833,539 | 0 | 1,818,000 |
| NUMBER OF POSITIONS | | | 0 | 0 | 0 | 0 | 0 |

COMMONWEALTH OF THE NORTHERN MARIANA ISLANDS

DEPARTMENT: INDEPENDENT PROGRAM

DIVISION: JOETEN/KIYU PUBLIC LIBRARY

ORG: 11880900

| ORG | OBJECT | DESCRIPTION | 2022 | 2023 | 2024 | 2025 | 2025 |
|-----------------------------|--------|-----------------------------|----------------|----------------|--------------------|--------------------------|------------------------|
| | | | ACTUAL | ACTUAL | BUDGET PL 23-09 | DEPARTMENT SUBMISSION | GOVERNOR'S PROPOSAL |
| 11880900 | 61000 | WAGES & SALARIES | 154,302 | 331,018 | 455,174 | 478,331 | 415,040 |
| 11880900 | 61020 | HOLIDAY PAY | 0 | 5,762 | 0 | 0 | 0 |
| 11880900 | 62000 | FICA CONTRIBUTION | 9,567 | 20,891 | 0 | 29,657 | 25,732 |
| 11880900 | 62010 | MEDICARE CONTRIBUTION | 2,237 | 5,057 | 0 | 6,936 | 6,018 |
| 11880900 | 62100 | 401K EMPLOYER CONTRIBUTION | 109 | 1,554 | 0 | 19,133 | 2,373 |
| 11880900 | 62200 | HEALTH INSURANCE PREMIUM | 27,538 | 48,515 | 0 | 50,877 | 46,871 |
| 11880900 | 62211 | PERSONNEL INSURANCE | 1,855 | 2,882 | 0 | 8,610 | 3,296 |
| TOTAL PERSONNEL | | | 195,609 | 415,679 | 455,174 | 593,544 | 499,330 |
| 11880900 | 63100 | REPAIR AND MAINTENANCE | 0 | 685 | 0 | 50,000 | 0 |
| 11880900 | 64050 | INSURANCE | 0 | 450 | 0 | 0 | 0 |
| 11880900 | 64080 | DUES AND SUBSCRIPTIONS | 0 | 0 | 0 | 12,000 | 0 |
| 11880900 | 64090 | COMMUNICATIONS | 3,699 | 2,186 | 0 | 12,000 | 0 |
| 11880900 | 64110 | ADVERTISING | 169 | 0 | 0 | 0 | 0 |
| 11880900 | 64800 | TRAVEL EXPENSES | 4,912 | 3,205 | 0 | 0 | 0 |
| 11880900 | 65000 | OFFICE SUPPLIES | 0 | 3,573 | 0 | 0 | 0 |
| 11880900 | 65010 | OPERATIONAL SUPPLIES | 541 | 6,005 | 0 | 10,000 | 0 |
| 11880900 | 65030 | FUEL & LUBRICATE | 0 | 0 | 0 | 5,000 | 0 |
| 11880900 | 65800 | BOOKS AND LIBRARY MATERIALS | 0 | 33 | 0 | 20,000 | 0 |
| 11880900 | 65900 | FREIGHT AND HANDLING | 0 | 8 | 0 | 0 | 0 |
| 11880900 | 66070 | TECHNOLOGY EQUIP | 0 | 0 | 0 | 5,000 | 0 |
| 11880900 | 69000 | OTHER EXPENSES | 0 | 0 | 4,673 | 0 | 0 |
| TOTAL OTHER EXPENSES | | | 9,320 | 16,145 | 4,673 | 114,000 | 0 |

COMMONWEALTH OF THE NORTHERN MARIANA ISLANDS

DEPARTMENT: INDEPENDENT PROGRAM
DIVISION: JOETEN/KIYU PUBLIC LIBRARY
ORG: 11880900

| ORG | OBJECT | DESCRIPTION | 2022 ACTUAL | 2023 ACTUAL | 2024 BUDGET PL 23-09 | 2025 DEPARTMENT SUBMISSION | 2025 GOVERNOR'S PROPOSAL |
|--|--------|-----------------------|----------------|----------------|----------------------------|----------------------------------|--------------------------------|
| 11880900 | 64060 | UTILITIES | 0 | 0 | 0 | 100,000 | 0 |
| TOTAL PERSONNEL, OTHER EXPENSES, AND UTILITIES | | | 204,929 | 431,824 | 459,847 | 807,544 | 499,330 |
| 11880900 | 69010 | PUBLIC AUDITOR 1% FEE | 1,524 | 4,461 | 0 | 8,075 | 4,993 |
| GRAND TOTAL | | | 206,453 | 436,285 | 459,847 | 815,619 | 504,323 |
| NUMBER OF POSITIONS | | | 15 | 15 | 17 | 15 | 15 |

Budget Year: 2025

Department: Independent Program
Division/Activity: Joeten/Kiyu Public Library
Org Code: 11880900

| NOP | Job Class Code | Position | Employee | Employee Number | Personnel Status Code | Pay Grade/Step | Annual Salary | Allocation Percent | Allocation Salary | Total Fringe Benefits | Total |
|-----------|----------------|------------------------------|---------------------------|-----------------|-----------------------|----------------|---------------|--------------------|-------------------|-----------------------|----------------|
| 1 | 9360 | PUBLIC LIBRARY DIRECTOR | ERLINDA C. NAPUTI | 1163 | AP | UNG | 50,000 | 87.5% | 43,750 | 15,286 | 59,036 |
| 1 | 1017 | ADMINISTRATIVE OFFICER III | VINCENT P. SABLAN | 1149 | FT | PL15/11 | 48,635 | 87.5% | 42,555 | 7,507 | 50,062 |
| 1 | 1682 | COMPUTER PROGRAMMER II | JOEY M. SONGSONG | 1206 | FT | PL16/7 | 42,012 | 87.5% | 36,761 | 7,768 | 44,528 |
| 1 | 1149 | COMPUTER SPECIALIST I | RAY J. DELEON GUERRERO | 1204 | FT | PL12/4 | 29,857 | 87.5% | 26,125 | 5,954 | 32,079 |
| 1 | 1661 | LIBRARIAN II | CELINA C. FOREMAN | 1232 | FT | PL10/3 | 25,792 | 87.5% | 22,568 | 13,780 | 36,348 |
| 1 | 0925 | LIBRARY ASSISTANT | CARRIE CAMACHO | 5758 | LT | UNG | 17,457 | 87.5% | 15,275 | 1,169 | 16,443 |
| 1 | 1665 | LIBRARY ASSISTANT I | CAITLYN L. CRISOSTOMO | 1112 | FT | PL01/5 | 18,330 | 87.5% | 16,039 | 4,712 | 20,751 |
| 1 | 1665 | LIBRARY ASSISTANT I | KALEINA C. REYES | 1103 | FT | PL01/4 | 17,457 | 87.5% | 15,275 | 1,169 | 16,443 |
| 1 | 1667 | LIBRARY ASSISTANT III | GERARD A. BORJA | 1164 | FT | PL04/5 | 21,219 | 87.5% | 18,567 | 1,420 | 19,987 |
| 1 | 1667 | LIBRARY ASSISTANT III | LEORALYNN S. TERLAJE | 1135 | FT | PL04/9 | 25,792 | 87.5% | 22,568 | 2,133 | 24,701 |
| 1 | 1668 | LIBRARY OUTREACH ASSISTANT | SHIANALYN MARIE D. LIZAMA | 4072 | LT | UNG | 16,640 | 87.5% | 14,560 | 1,114 | 15,674 |
| 1 | 1668 | LIBRARY OUTREACH ASSISTANT | SINA HA'ANI U. PALACIOS | 6132 | LT | UNG | 16,640 | 87.5% | 14,560 | 1,114 | 15,674 |
| 1 | 1658 | LIBRARY SERVICES COORDINATOR | SILVERIO C. BALISALISA | 1254 | LT | UNG | 40,000 | 87.5% | 35,000 | 6,163 | 41,163 |
| 1 | 1673 | SYSTEMS LIBRARIAN | OMAR T. MANACOP | 1159 | ES | UNG | 55,000 | 87.5% | 48,125 | 4,548 | 52,673 |
| 1 | 1925 | TECHNICAL SERVICE LIBRARIAN | BETH B. DEMAPAN | 1083 | LT | UNG | 49,500 | 87.5% | 43,313 | 10,457 | 53,770 |
| 15 | | | | | | | | | 415,040 | 84,291 | 499,330 |

COMMONWEALTH OF THE NORTHERN MARIANA ISLANDS

DEPARTMENT: INDEPENDENT PROGRAM
DIVISION: NMIRF - GOV/LT GOV PENSION
ORG: 11881900

| ORG | OBJECT | DESCRIPTION | 2022 ACTUAL | 2023 ACTUAL | 2024 BUDGET PL 23-09 | 2025 DEPARTMENT SUBMISSION | 2025 GOVERNOR'S PROPOSAL |
|---|--------|------------------------------|----------------|----------------|----------------------------|----------------------------------|--------------------------------|
| 11881900 | 61000 | WAGES & SALARIES | 0 | 0 | 86,579 | 0 | 0 |
| 11881900 | 61200 | BOARD & OTHER COMPENSATION | 76,698 | 73,758 | 0 | 77,480 | 77,480 |
| 11881900 | 62210 | LIFE INSURANCE CONTRIBUTIONS | 1,663 | 1,821 | 0 | 1,395 | 1,395 |
| TOTAL PERSONNEL | | | 78,361 | 75,579 | 86,579 | 78,875 | 78,875 |
| 11881900 | 69000 | OTHER EXPENSES | 0 | 0 | 866 | 0 | 0 |
| TOTAL OTHER EXPENSES | | | 0 | 0 | 866 | 0 | 0 |
| 11881900 | 64060 | UTILITIES | 0 | 0 | 0 | 0 | 0 |
| TOTAL PERSONNEL, OTHER EXPENSES, AND UTILITIES | | | 78,361 | 75,579 | 87,445 | 78,875 | 78,875 |
| 11881900 | 69010 | PUBLIC AUDITOR 1% FEE | 6,392 | 874 | 0 | 789 | 789 |
| GRAND TOTAL | | | 84,754 | 76,453 | 87,445 | 79,664 | 79,664 |
| NUMBER OF POSITIONS | | | 0 | 0 | 0 | 0 | 0 |

Budget Year: 2025

Department: Independent Program
Division/Activity: NMIRF- Gov/Lt. Gov Pension
Org Code: 11881900

| NOP | Job Class Code | Position | Employee | Employee Number | Personnel Status Code | Pay Grade/Step | Annual Salary | Allocation Percent | Allocation Salary | Total Fringe Benefits | Total |
|----------|----------------|----------------------------|-------------------|-----------------|-----------------------|----------------|---------------|--------------------|-------------------|-----------------------|---------------|
| | N/A | FORMER GOVERNOR | CARLOS S. CAMACHO | | EL | UNG | 19,800 | 65% | 12,870 | 232 | 13,102 |
| | N/A | FORMER LIEUTENANT GOVERNOR | JESUS C. BORJA | | EL | UNG | 59,400 | 65% | 38,610 | 695 | 39,305 |
| | N/A | FORMER LIEUTENANT GOVERNOR | PEDRO A. TENORIO | | EL | UNG | 40,000 | 65% | 26,000 | 468 | 26,468 |
| 0 | | | | | | | | | 77,480 | 1,395 | 78,875 |

COMMONWEALTH OF THE NORTHERN MARIANA ISLANDS

DEPARTMENT: INDEPENDENT PROGRAM
DIVISION: COMMONWEALTH MUSEUM
ORG: 11880200

| ORG | OBJECT | DESCRIPTION | 2022 | 2023 | 2024 | 2025 | 2025 |
|---|--------------|----------------------------|----------------|---------------|--------------------|--------------------------|------------------------|
| | | | ACTUAL | ACTUAL | BUDGET PL 23-09 | DEPARTMENT SUBMISSION | GOVERNOR'S PROPOSAL |
| 11880200 | 61000 | WAGES & SALARIES | 122,623 | 85,910 | 128,330 | 154,000 | 117,250 |
| 11880200 | 61020 | HOLIDAY PAY | 0 | 969 | 0 | 0 | |
| 11880200 | 62000 | FICA CONTRIBUTION | 7,603 | 5,573 | 0 | 9,548 | 7,269 |
| 11880200 | 62010 | MEDICARE CONTRIBUTION | 1,778 | 1,326 | 0 | 2,233 | 1,700 |
| 11880200 | 62100 | 401K EMPLOYER CONTRIBUTION | 1,418 | 1,442 | 0 | 0 | 1,470 |
| 11880200 | 62200 | HEALTH INSURANCE PREMIUM | 6,294 | 2,767 | 0 | 0 | 0 |
| 11880200 | 62211 | PERSONNEL INSURANCE | 355 | 539 | 0 | 2,772 | 662 |
| TOTAL PERSONNEL | | | 140,072 | 98,526 | 128,330 | 168,553 | 128,351 |
| 11880200 | 63000 | PROFESSIONAL SERVICES | 0 | 0 | 0 | 27,896 | 0 |
| 11880200 | 63100 | REPAIR AND MAINTENANCE | 0 | 0 | 0 | 91,791 | 0 |
| 11880200 | 63300 | CLEANING SERVICES | 34,400 | 0 | 0 | 53,940 | 0 |
| 11880200 | 64090 | COMMUNICATIONS | 0 | 0 | 0 | 3,000 | 0 |
| 11880200 | 64110 | ADVERTISING | 0 | 0 | 0 | 2,820 | 0 |
| 11880200 | 65000 | OFFICE SUPPLIES | 0 | 0 | 0 | 1,500 | 0 |
| 11880200 | 65010 | OPERATIONAL SUPPLIES | 0 | 0 | 0 | 2,500 | 0 |
| 11880200 | 65030 | FUEL & LUBRICATE | 0 | 0 | 0 | 3,000 | 0 |
| 11880200 | 66040 | MACHINERY | 0 | 0 | 0 | 5,000 | 0 |
| 11880200 | 66060 | VEHICLES | 0 | 0 | 0 | 4,000 | 0 |
| 11880200 | 69000 | OTHER EXPENSES | 0 | 0 | 1,320 | 1,500 | 0 |
| TOTAL OTHER EXPENSES | | | 34,400 | 0 | 1,320 | 196,947 | 0 |
| 11880200 | 64060 | UTILITIES | 0 | 0 | 0 | 780 | 0 |
| TOTAL PERSONNEL, OTHER EXPENSES, AND UTILITIES | | | 174,472 | 98,526 | 129,650 | 366,280 | 128,351 |

COMMONWEALTH OF THE NORTHERN MARIANA ISLANDS

DEPARTMENT: INDEPENDENT PROGRAM
DIVISION: COMMONWEALTH MUSEUM
ORG: 11880200

| ORG | OBJECT | DESCRIPTION | 2022 ACTUAL | 2023 ACTUAL | 2024 BUDGET PL 23-09 | 2025 DEPARTMENT SUBMISSION | 2025 GOVERNOR'S PROPOSAL |
|----------------------------|--------|-----------------------|----------------|----------------|----------------------------|----------------------------------|--------------------------------|
| 11880200 | 69010 | PUBLIC AUDITOR 1% FEE | 2,703 | 1,141 | 0 | 1,991 | 1,284 |
| GRAND TOTAL | | | 177,175 | 99,667 | 129,650 | 368,271 | 129,635 |
| NUMBER OF POSITIONS | | | 4 | 4 | 4 | 4 | 4 |

Budget Year: 2025

Department: Independent Program
Division/Activity: Commonwealth Museum
Org Code: 11880200

| NOP | Job Class Code | Position | Employee | Employee Number | Personnel Status Code | Pay Grade/Step | Annual Salary | Allocation Percent | Allocation Salary | Total Fringe Benefits | Total |
|----------|----------------|--------------------------|---------------------|-----------------|-----------------------|----------------|---------------|--------------------|-------------------|-----------------------|----------------|
| 1 | 3065 | EXECUTIVE DIRECTOR | VACANT | | ES | UNG | 50,000 | 87.5% | 43,750 | 3,347 | 47,097 |
| 1 | 0023 | ADMINISTRATIVE ASSISTANT | ARCHIBALD P. AJOSTE | 2783 | ES | UNG | 22,000 | 87.5% | 19,250 | 1,473 | 20,723 |
| 1 | 0933 | OFFICE ASSISTANT | WENNY HARUO | 2768 | ES | UNG | 20,000 | 87.5% | 17,500 | 1,339 | 18,839 |
| 1 | 8954 | PHYSICAL PLANT MANAGER | JAMES I. MACARANAS | 2748 | ES | UNG | 42,000 | 87.5% | 36,750 | 4,943 | 41,693 |
| 4 | | | | | | | | | 117,250 | 11,101 | 128,351 |

COMMONWEALTH OF THE NORTHERN MARIANA ISLANDS

DEPARTMENT: INDEPENDENT PROGRAMS
 DIVISION: GOVERNMENT OPERATIONAL
 ORG: 11884400

| ORG | OBJECT | DESCRIPTION | 2022 ACTUAL | 2023 ACTUAL | 2024 BUDGET PL 23-09 | 2025 DEPARTMENT SUBMISSION | 2025 GOVERNOR'S PROPOSAL |
|---|--------|----------------------------|----------------|----------------|----------------------------|----------------------------------|--------------------------------|
| 11884400 | 61000 | WAGES & SALARIES | 0 | 0 | 0 | 0 | 0 |
| 11884400 | 61010 | OVERTIME COMPENSATION | 0 | 0 | 0 | 0 | 0 |
| 11884400 | 61020 | HOLIDAY PAY | 0 | 0 | 0 | 0 | 0 |
| 11884400 | 62000 | FICA CONTRIBUTION | 0 | 0 | 0 | 0 | 0 |
| 11884400 | 62010 | MEDICARE CONTRIBUTION | 0 | 0 | 0 | 0 | 0 |
| 11884400 | 62100 | 401K EMPLOYER CONTRIBUTION | 0 | 0 | 0 | 0 | 0 |
| 11884400 | 62200 | HEALTH INSURANCE PREMIUM | 0 | 0 | 0 | 0 | 0 |
| 11884400 | 62211 | PERSONNEL INSURANCE | 0 | 0 | 0 | 0 | 0 |
| TOTAL PERSONNEL | | | 0 | 0 | 0 | 0 | 0 |
| 11884400 | 69000 | OTHER EXPENSES | 0 | 0 | 1 | 0 | 1 |
| TOTAL OTHER EXPENSES | | | 0 | 0 | 1 | 0 | 1 |
| 11884400 | 64060 | UTILITIES | 0 | 0 | 0 | 0 | 0 |
| TOTAL PERSONNEL, OTHER EXPENSES, AND UTILITIES | | | 0 | 0 | 1 | 0 | 1 |
| 11884400 | 69010 | PUBLIC AUDITOR 1% FEE | 0 | 0 | 0 | 0 | 0 |
| GRAND TOTAL | | | 0 | 0 | 1 | 0 | 1 |
| NUMBER OF POSITIONS | | | 0 | 0 | 0 | 0 | 0 |

COMMONWEALTH OF THE NORTHERN MARIANA ISLANDS

DEPARTMENT: OTHER PROGRAMS (TRANSFERS TO AGENCIES)

DIVISION: COMMONWEALTH HEALTHCORP SUBSIDY

ORG: 11850100

| ORG | OBJECT | DESCRIPTION | 2022 ACTUAL | 2023 ACTUAL | 2024 BUDGET PL 23-09 | 2025 DEPARTMENT SUBMISSION | 2025 GOVERNOR'S PROPOSAL |
|---|--------|----------------------------|------------------|------------------|----------------------------|----------------------------------|--------------------------------|
| 11850100 | 61000 | WAGES & SALARIES | 0 | 0 | 0 | 0 | 0 |
| 11850100 | 61010 | OVERTIME COMPENSATION | 0 | 0 | 0 | 0 | 0 |
| 11850100 | 61020 | HOLIDAY PAY | 0 | 0 | 0 | 0 | 0 |
| 11850100 | 62000 | FICA CONTRIBUTION | 0 | 0 | 0 | 0 | 0 |
| 11850100 | 62010 | MEDICARE CONTRIBUTION | 0 | 0 | 0 | 0 | 0 |
| 11850100 | 62100 | 401K EMPLOYER CONTRIBUTION | 0 | 0 | 0 | 0 | 0 |
| 11850100 | 62200 | HEALTH INSURANCE PREMIUM | 0 | 0 | 0 | 0 | 0 |
| 11850100 | 62211 | PERSONNEL INSURANCE | 0 | 0 | 0 | 0 | 0 |
| TOTAL PERSONNEL | | | 0 | 0 | 0 | 0 | 0 |
| 11850100 | 69000 | OTHER EXPENSES | 1,169,050 | 1,169,908 | 1 | 1 | 1 |
| TOTAL OTHER EXPENSES | | | 1,169,050 | 1,169,908 | 1 | 1 | 1 |
| 11850100 | 64060 | UTILITIES | 0 | 0 | 0 | 0 | 0 |
| TOTAL PERSONNEL, OTHER EXPENSES, AND UTILITIES | | | 1,169,050 | 1,169,908 | 1 | 1 | 1 |
| 11850100 | 69010 | PUBLIC AUDITOR 1% FEE | 2,977 | 11,699 | 0 | 0 | 0 |
| GRAND TOTAL | | | 1,172,027 | 1,181,607 | 1 | 1 | 1 |
| NUMBER OF POSITIONS | | | 0 | 0 | 0 | 0 | 0 |

COMMONWEALTH OF THE NORTHERN MARIANA ISLANDS

DEPARTMENT: OTHER PROGRAMS (TRANSFERS TO AGENCIES)

DIVISION: HEALTH NETWORK PROGRAM

ORG: 11850700

| ORG | OBJECT | DESCRIPTION | 2022 ACTUAL | 2023 ACTUAL | 2024 BUDGET PL 23-09 | 2025 DEPARTMENT SUBMISSION | 2025 GOVERNOR'S PROPOSAL |
|---|--------|----------------------------|----------------|------------------|----------------------------|----------------------------------|--------------------------------|
| 11850700 | 61000 | WAGES & SALARIES | 0 | 0 | 0 | 0 | 0 |
| 11850700 | 61010 | OVERTIME COMPENSATION | 0 | 0 | 0 | 0 | 0 |
| 11850700 | 61020 | HOLIDAY PAY | 0 | 0 | 0 | 0 | 0 |
| 11850700 | 62000 | FICA CONTRIBUTION | 0 | 0 | 0 | 0 | 0 |
| 11850700 | 62010 | MEDICARE CONTRIBUTION | 0 | 0 | 0 | 0 | 0 |
| 11850700 | 62100 | 401K EMPLOYER CONTRIBUTION | 0 | 0 | 0 | 0 | 0 |
| 11850700 | 62200 | HEALTH INSURANCE PREMIUM | 0 | 0 | 0 | 0 | 0 |
| 11850700 | 62211 | PERSONNEL INSURANCE | 0 | 0 | 0 | 0 | 0 |
| TOTAL PERSONNEL | | | 0 | 0 | 0 | 0 | 0 |
| 11850700 | 69000 | OTHER EXPENSES | 0 | 1,442,178 | 797,711 | | 792,079 |
| TOTAL OTHER EXPENSES | | | 0 | 1,442,178 | 797,711 | 0 | 792,079 |
| 11850700 | 64060 | UTILITIES | 0 | 0 | 0 | 0 | 0 |
| TOTAL PERSONNEL, OTHER EXPENSES, AND UTILITIES | | | 0 | 1,442,178 | 797,711 | 0 | 792,079 |
| 11850700 | 69010 | PUBLIC AUDITOR 1% FEE | 0 | 0 | 0 | 0 | 7,921 |
| GRAND TOTAL | | | 0 | 1,442,178 | 797,711 | 0 | 800,000 |
| NUMBER OF POSITIONS | | | 26 | 0 | 0 | 0 | 0 |

COMMONWEALTH OF THE NORTHERN MARIANA ISLANDS

DEPARTMENT: OTHER PROGRAMS (TRANSFERS TO AGENCIES)

DIVISION: NORTHERN MARIANAS COLLEGE (NMC)

ORG: 11881000

| ORG | OBJECT | DESCRIPTION | 2022 ACTUAL | 2023 ACTUAL | 2024 BUDGET PL 23-09 | 2025 DEPARTMENT SUBMISSION | 2025 GOVERNOR'S PROPOSAL |
|---|--------|----------------------------|------------------|------------------|----------------------------|----------------------------------|--------------------------------|
| 11881000 | 61000 | WAGES & SALARIES | 0 | 0 | 0 | 0 | 0 |
| 11881000 | 61010 | OVERTIME COMPENSATION | 0 | 0 | 0 | 0 | 0 |
| 11881000 | 61020 | HOLIDAY PAY | 0 | 0 | 0 | 0 | 0 |
| 11881000 | 62000 | FICA CONTRIBUTION | 0 | 0 | 0 | 0 | 0 |
| 11881000 | 62010 | MEDICARE CONTRIBUTION | 0 | 0 | 0 | 0 | 0 |
| 11881000 | 62100 | 401K EMPLOYER CONTRIBUTION | 0 | 0 | 0 | 0 | 0 |
| 11881000 | 62200 | HEALTH INSURANCE PREMIUM | 0 | 0 | 0 | 0 | 0 |
| 11881000 | 62211 | PERSONNEL INSURANCE | 0 | 0 | 0 | 0 | 0 |
| TOTAL PERSONNEL | | | 0 | 0 | 0 | 0 | 0 |
| 11881000 | 69000 | OTHER EXPENSES | 3,031,510 | 3,031,510 | 4,031,510 | 0 | 3,909,745 |
| TOTAL OTHER EXPENSES | | | 3,031,510 | 3,031,510 | 4,031,510 | 0 | 3,909,745 |
| 11881000 | 64060 | UTILITIES | 0 | 0 | 0 | 0 | 0 |
| TOTAL PERSONNEL, OTHER EXPENSES, AND UTILITIES | | | 3,031,510 | 3,031,510 | 4,031,510 | 0 | 3,909,745 |
| 11881000 | 69010 | PUBLIC AUDITOR 1% FEE | 0 | 0 | 40,315 | 0 | 39,097 |
| GRAND TOTAL | | | 3,031,510 | 3,031,510 | 4,071,825 | 0 | 3,948,842 |
| NUMBER OF POSITIONS | | | 149 | 178 | 178 | 0 | 178 |

COMMONWEALTH OF THE NORTHERN MARIANA ISLANDS

DEPARTMENT: OTHER PROGRAMS (TRANSFERS TO AGENCIES)

DIVISION: NMC BOARD OF REGENTS

ORG: 11882100

| ORG | OBJECT | DESCRIPTION | 2022 ACTUAL | 2023 ACTUAL | 2024 BUDGET PL 23-09 | 2025 DEPARTMENT SUBMISSION | 2025 GOVERNOR'S PROPOSAL |
|---|--------|----------------------------|----------------|----------------|----------------------------|----------------------------------|--------------------------------|
| 11882100 | 61000 | WAGES & SALARIES | 0 | 0 | 0 | 0 | 0 |
| 11882100 | 61010 | OVERTIME COMPENSATION | 0 | 0 | 0 | 0 | 0 |
| 11882100 | 61020 | HOLIDAY PAY | 0 | 0 | 0 | 0 | 0 |
| 11882100 | 62000 | FICA CONTRIBUTION | 0 | 0 | 0 | 0 | 0 |
| 11882100 | 62010 | MEDICARE CONTRIBUTION | 0 | 0 | 0 | 0 | 0 |
| 11882100 | 62100 | 401K EMPLOYER CONTRIBUTION | 0 | 0 | 0 | 0 | 0 |
| 11882100 | 62200 | HEALTH INSURANCE PREMIUM | 0 | 0 | 0 | 0 | 0 |
| 11882100 | 62211 | PERSONNEL INSURANCE | 0 | 0 | 0 | 0 | 0 |
| TOTAL PERSONNEL | | | 0 | 0 | 0 | 0 | 0 |
| 11882100 | 69000 | OTHER EXPENSES | 51,158 | 51,158 | 51,158 | 0 | 50,651 |
| TOTAL OTHER EXPENSES | | | 51,158 | 51,158 | 51,158 | 0 | 50,651 |
| 11882100 | 64060 | UTILITIES | 0 | 0 | 0 | 0 | 0 |
| TOTAL PERSONNEL, OTHER EXPENSES, AND UTILITIES | | | 51,158 | 51,158 | 51,158 | 0 | 50,651 |
| 11882100 | 69010 | PUBLIC AUDITOR 1% FEE | 0 | 0 | 512 | 0 | 507 |
| GRAND TOTAL | | | 51,158 | 51,158 | 51,670 | 0 | 51,158 |
| NUMBER OF POSITIONS | | | 0 | 0 | 0 | 0 | 0 |

COMMONWEALTH OF THE NORTHERN MARIANA ISLANDS

DEPARTMENT: OTHER PROGRAMS (TRANSFERS TO AGENCIES)

DIVISION: MARIANAS VISITOR'S AUTHORITY

ORG: 11881300

| ORG | OBJECT | DESCRIPTION | 2022 ACTUAL | 2023 ACTUAL | 2024 BUDGET PL 23-09 | 2025 DEPARTMENT SUBMISSION | 2025 GOVERNOR'S PROPOSAL |
|---|--------|----------------------------|------------------|----------------|----------------------------|----------------------------------|--------------------------------|
| 11881300 | 61000 | WAGES & SALARIES | 0 | 0 | 0 | 0 | 0 |
| 11881300 | 61010 | OVERTIME COMPENSATION | 0 | 0 | 0 | 0 | 0 |
| 11881300 | 61020 | HOLIDAY PAY | 0 | 0 | 0 | 0 | 0 |
| 11881300 | 62000 | FICA CONTRIBUTION | 0 | 0 | 0 | 0 | 0 |
| 11881300 | 62010 | MEDICARE CONTRIBUTION | 0 | 0 | 0 | 0 | 0 |
| 11881300 | 62100 | 401K EMPLOYER CONTRIBUTION | 0 | 0 | 0 | 0 | 0 |
| 11881300 | 62200 | HEALTH INSURANCE PREMIUM | 0 | 0 | 0 | 0 | 0 |
| 11881300 | 62211 | PERSONNEL INSURANCE | 0 | 0 | 0 | 0 | 0 |
| TOTAL PERSONNEL | | | 0 | 0 | 0 | 0 | 0 |
| 11881300 | 69000 | OTHER EXPENSES | 1,493,730 | 145,564 | 1 | 1 | 1 |
| TOTAL OTHER EXPENSES | | | 1,493,730 | 145,564 | 1 | 1 | 1 |
| 11881300 | 64060 | UTILITIES | 0 | 0 | 0 | 0 | 0 |
| TOTAL PERSONNEL, OTHER EXPENSES, AND UTILITIES | | | 1,493,730 | 145,564 | 1 | 1 | 1 |
| 11881300 | 69010 | PUBLIC AUDITOR 1% FEE | 0 | 0 | 0 | 0 | 0 |
| GRAND TOTAL | | | 1,493,730 | 145,564 | 1 | 1 | 1 |
| NUMBER OF POSITIONS | | | 41 | 41 | 41 | 41 | 41 |

COMMONWEALTH OF THE NORTHERN MARIANA ISLANDS

DEPARTMENT: OTHER PROGRAMS (TRANSFERS TO AGENCIES)

DIVISION: PUBLIC SCHOOL SYSTEM

ORG: 11881100

| ORG | OBJECT | DESCRIPTION | 2022 ACTUAL | 2023 ACTUAL | 2024 BUDGET PL 23-09 | 2025 DEPARTMENT SUBMISSION | 2025 GOVERNOR'S PROPOSAL |
|---|--------|----------------------------|-------------------|-------------------|----------------------------|----------------------------------|--------------------------------|
| 11881100 | 61000 | WAGES & SALARIES | 0 | 0 | 0 | 0 | 0 |
| 11881100 | 61010 | OVERTIME COMPENSATION | 0 | 0 | 0 | 0 | 0 |
| 11881100 | 61020 | HOLIDAY PAY | 0 | 0 | 0 | 0 | 0 |
| 11881100 | 62000 | FICA CONTRIBUTION | 0 | 0 | 0 | 0 | 0 |
| 11881100 | 62010 | MEDICARE CONTRIBUTION | 0 | 0 | 0 | 0 | 0 |
| 11881100 | 62100 | 401K EMPLOYER CONTRIBUTION | 0 | 0 | 0 | 0 | 0 |
| 11881100 | 62200 | HEALTH INSURANCE PREMIUM | 0 | 0 | 0 | 0 | 0 |
| 11881100 | 62211 | PERSONNEL INSURANCE | 0 | 0 | 0 | 0 | 0 |
| TOTAL PERSONNEL | | | 0 | 0 | 0 | 0 | 0 |
| 11881100 | 69000 | OTHER EXPENSES | 25,077,458 | 28,896,569 | 28,406,601 | | 33,135,514 |
| TOTAL OTHER EXPENSES | | | 25,077,458 | 28,896,569 | 28,406,601 | 0 | 33,135,514 |
| 11881100 | 64060 | UTILITIES | 0 | 0 | 0 | 0 | 0 |
| TOTAL PERSONNEL, OTHER EXPENSES, AND UTILITIES | | | 25,077,458 | 28,896,569 | 28,406,601 | 0 | 33,135,514 |
| 11881100 | 69010 | PUBLIC AUDITOR 1% FEE | 0 | 0 | 0 | 0 | 331,355 |
| GRAND TOTAL | | | 25,077,458 | 28,896,569 | 28,406,601 | 0 | 33,466,869 |
| NUMBER OF POSITIONS | | | 972 | 972 | 972 | 0 | 972 |

COMMONWEALTH OF THE NORTHERN MARIANA ISLANDS

DEPARTMENT: OTHER PROGRAMS (TRANSFERS TO AGENCIES)

DIVISION: PSS BOARD

ORG: 11882000

| ORG | OBJECT | DESCRIPTION | 2022 ACTUAL | 2023 ACTUAL | 2024 BUDGET PL 23-09 | 2025 DEPARTMENT SUBMISSION | 2025 GOVERNOR'S PROPOSAL |
|---|--------|----------------------------|----------------|----------------|----------------------------|----------------------------------|--------------------------------|
| 11882000 | 61000 | WAGES & SALARIES | 0 | 0 | 0 | 0 | 0 |
| 11882000 | 61010 | OVERTIME COMPENSATION | 0 | 0 | 0 | 0 | 0 |
| 11882000 | 61020 | HOLIDAY PAY | 0 | 0 | 0 | 0 | 0 |
| 11882000 | 62000 | FICA CONTRIBUTION | 0 | 0 | 0 | 0 | 0 |
| 11882000 | 62010 | MEDICARE CONTRIBUTION | 0 | 0 | 0 | 0 | 0 |
| 11882000 | 62100 | 401K EMPLOYER CONTRIBUTION | 0 | 0 | 0 | 0 | 0 |
| 11882000 | 62200 | HEALTH INSURANCE PREMIUM | 0 | 0 | 0 | 0 | 0 |
| 11882000 | 62211 | PERSONNEL INSURANCE | 0 | 0 | 0 | 0 | 0 |
| TOTAL PERSONNEL | | | 0 | 0 | 0 | 0 | 0 |
| 11882000 | 69000 | OTHER EXPENSES | 153,131 | 153,131 | 153,131 | | 151,615 |
| TOTAL OTHER EXPENSES | | | 153,131 | 153,131 | 153,131 | 0 | 151,615 |
| 11882000 | 64060 | UTILITIES | 0 | 0 | 0 | 0 | 0 |
| TOTAL PERSONNEL, OTHER EXPENSES, AND UTILITIES | | | 153,131 | 153,131 | 153,131 | 0 | 151,615 |
| 11882000 | 69010 | PUBLIC AUDITOR 1% FEE | 0 | 0 | 0 | 0 | 1,516 |
| GRAND TOTAL | | | 153,131 | 153,131 | 153,131 | 0 | 153,131 |
| NUMBER OF POSITIONS | | | 6 | 6 | 6 | 0 | 6 |

COMMONWEALTH OF THE NORTHERN MARIANA ISLANDS

DEPARTMENT: OTHER PROGRAMS (TRANSFERS TO AGENCIES)

DIVISION: NMTI

ORG: 11883500

| ORG | OBJECT | DESCRIPTION | 2022 ACTUAL | 2023 ACTUAL | 2024 BUDGET PL 23-09 | 2025 DEPARTMENT SUBMISSION | 2025 GOVERNOR'S PROPOSAL |
|---|--------|----------------------------|----------------|----------------|----------------------------|----------------------------------|--------------------------------|
| 11883500 | 61000 | WAGES & SALARIES | 0 | 0 | 0 | 0 | 0 |
| 11883500 | 61010 | OVERTIME COMPENSATION | 0 | 0 | 0 | 0 | 0 |
| 11883500 | 61020 | HOLIDAY PAY | 0 | 0 | 0 | 0 | 0 |
| 11883500 | 62000 | FICA CONTRIBUTION | 0 | 0 | 0 | 0 | 0 |
| 11883500 | 62010 | MEDICARE CONTRIBUTION | 0 | 0 | 0 | 0 | 0 |
| 11883500 | 62100 | 401K EMPLOYER CONTRIBUTION | 0 | 0 | 0 | 0 | 0 |
| 11883500 | 62200 | HEALTH INSURANCE PREMIUM | 0 | 0 | 0 | 0 | 0 |
| 11883500 | 62211 | PERSONNEL INSURANCE | 0 | 0 | 0 | 0 | 0 |
| TOTAL PERSONNEL | | | 0 | 0 | 0 | 0 | 0 |
| 11883500 | 69000 | OTHER EXPENSES | 0 | 0 | 1 | 0 | 1 |
| TOTAL OTHER EXPENSES | | | 0 | 0 | 1 | 0 | 1 |
| 11883500 | 64060 | UTILITIES | 0 | 0 | 0 | 0 | 0 |
| TOTAL PERSONNEL, OTHER EXPENSES, AND UTILITIES | | | 0 | 0 | 1 | 0 | 1 |
| 11883500 | 69010 | PUBLIC AUDITOR 1% FEE | 0 | 0 | 0 | 0 | 0 |
| GRAND TOTAL | | | 0 | 0 | 1 | 0 | 1 |
| NUMBER OF POSITIONS | | | 0 | 0 | 0 | 0 | 0 |

COMMONWEALTH OF THE NORTHERN MARIANA ISLANDS

DEPARTMENT: DEPARTMENT OF PUBLIC LANDS

DIVISION: DEPARTMENT OF PUBLIC LANDS

FUND: 2000

| FUND | OBJECT | DESCRIPTION | 2022 | 2023 | 2024 | 2025 | 2025 |
|------------------------|--------|----------------------------|------------------|------------------|--------------------|--------------------------|------------------------|
| | | | ACTUAL | ACTUAL | BUDGET PL 23-09 | DEPARTMENT SUBMISSION | GOVERNOR'S PROPOSAL |
| 2000 | 61000 | WAGES & SALARIES | 2,089,008 | 1,955,473 | 3,410,449 | 2,727,188 | 2,725,238 |
| 2000 | 61010 | OVERTIME COMPENSATION | 0 | 9 | 0 | 0 | 0 |
| 2000 | 61020 | HOLIDAY PAY | 11 | 134,695 | 0 | 0 | 0 |
| 2000 | 61200 | BOARD & OTHER COMPENSATION | 7,831 | 0 | 0 | 0 | 0 |
| 2000 | 62000 | FICA CONTRIBUTION | 130,005 | 129,592 | 0 | 169,086 | 168,965 |
| 2000 | 62010 | MEDICARE CONTRIBUTION | 30,405 | 30,308 | 0 | 39,544 | 39,516 |
| 2000 | 62100 | 401K EMPLOYER CONTRIBUTION | 23,042 | 23,611 | 0 | 29,034 | 31,825 |
| 2000 | 62101 | RETIREMENT CONTRIBUTIONS | 812 | 1,590 | 0 | 0 | 0 |
| 2000 | 62200 | HEALTH INSURANCE PREMIUM | 196,464 | 208,700 | 0 | 200,373 | 200,580 |
| 2000 | 62211 | PERSONNEL INSURANCE | 32,259 | 32,286 | 0 | 45,881 | 44,982 |
| TOTAL PERSONNEL | | | 2,509,836 | 2,516,264 | 3,410,449 | 3,211,106 | 3,211,106 |
| 2000 | 63000 | PROFESSIONAL SERVICES | 324,236 | 310,467 | 0 | 683,000 | 683,000 |
| 2000 | 63100 | REPAIR AND MAINTENANCE | 67,515 | 204,234 | 0 | 255,500 | 255,500 |
| 2000 | 63200 | PERSONNEL TRAINING COSTS | 13,005 | 65 | 0 | 8,000 | 8,000 |
| 2000 | 63300 | CLEANING SERVICES | 71,738 | 43,926 | 0 | 62,600 | 62,600 |
| 2000 | 64040 | LICENSES AND FEES | 160 | 4,813 | 0 | 37,500 | 37,500 |
| 2000 | 64050 | INSURANCE | 34,411 | 49,890 | 0 | 68,000 | 68,000 |
| 2000 | 64080 | DUES AND SUBSCRIPTIONS | 594 | 844 | 0 | 1,651 | 1,651 |
| 2000 | 64090 | COMMUNICATIONS | 22,676 | 24,564 | 0 | 26,200 | 26,200 |
| 2000 | 64100 | PRINTING AND PHOTOCOPYING | 19,260 | 12,079 | 0 | 15,819 | 15,819 |
| 2000 | 64110 | ADVERTISING | 11,140 | 19,976 | 0 | 31,300 | 31,300 |
| 2000 | 64720 | RENTAL-OFFICES | 198,193 | 208,815 | 0 | 224,000 | 224,000 |
| 2000 | 64730 | RENTAL-OFFICE EQUIPMENT | 4,574 | 8,770 | 0 | 4,500 | 4,500 |

COMMONWEALTH OF THE NORTHERN MARIANA ISLANDS

DEPARTMENT: DEPARTMENT OF PUBLIC LANDS

DIVISION: DEPARTMENT OF PUBLIC LANDS

FUND: 2000

| FUND | OBJECT | DESCRIPTION | 2022 ACTUAL | 2023 ACTUAL | 2024 BUDGET PL 23-09 | 2025 DEPARTMENT SUBMISSION | 2025 GOVERNOR'S PROPOSAL |
|---|--------------|------------------------------|------------------|------------------|----------------------------|----------------------------------|--------------------------------|
| 2000 | 64790 | RENTAL-OTHERS | 0 | 520 | 0 | 0 | 0 |
| 2000 | 64800 | TRAVEL EXPENSES | 43,528 | 51,669 | 0 | 60,000 | 60,000 |
| 2000 | 64900 | OTHER SERVICES & CHARGES | 0 | 54,000 | 0 | 0 | 0 |
| 2000 | 65000 | OFFICE SUPPLIES | 13,055 | 13,126 | 0 | 22,276 | 22,276 |
| 2000 | 65010 | OPERATIONAL SUPPLIES | 69,037 | 68,271 | 0 | 78,700 | 78,700 |
| 2000 | 65020 | FOOD ITEMS | 330 | 0 | 0 | 0 | 0 |
| 2000 | 65030 | FUEL & LUBRICATE | 76,409 | 86,213 | 0 | 111,000 | 111,000 |
| 2000 | 65040 | FURNITURE & FIXTURES | 9,988 | 12,927 | 0 | 15,000 | 15,000 |
| 2000 | 65800 | BOOKS AND LIBRARY MATERIALS | 0 | 0 | 0 | 200 | 200 |
| 2000 | 65900 | FREIGHT AND HANDLING | 2,468 | 3,139 | 0 | 6,500 | 6,500 |
| 2000 | 66040 | MACHINERY | 32,492 | 52,406 | 0 | 14,000 | 14,000 |
| 2000 | 66060 | VEHICLES | 221,773 | 0 | 0 | 270,000 | 270,000 |
| 2000 | 66070 | TECHNOLOGY EQUIP | 34,674 | 13,952 | 0 | 31,000 | 31,000 |
| 2000 | 66900 | NON-CAPITAL ASSETS | 4,426 | 0 | 0 | 0 | 0 |
| 2000 | 69999 | MISCELLANEOUS ADJUSTMENTS | 0 | 300 | 0 | 0 | 0 |
| 2000 | 69000 | OTHER EXPENSES | 7,134 | 134,631 | 1,419,332 | 119,613 | 119,613 |
| TOTAL OTHER EXPENSES | | | 1,282,815 | 1,379,597 | 1,419,332 | 2,146,359 | 2,146,359 |
| 2000 | 64060 | UTILITIES | 52,719 | 114,426 | 131,100 | 153,500 | 153,500 |
| TOTAL PERSONNEL, OTHER EXPENSES, AND UTILITIES | | | 3,845,371 | 4,010,287 | 4,960,881 | 5,510,966 | 5,510,965 |
| 2000 | 69010 | PUBLIC AUDITOR 1% FEE | 21,424 | 124,742 | 0 | 55,110 | 55,110 |
| GRAND TOTAL | | | 3,866,795 | 4,135,029 | 4,960,881 | 5,566,075 | 5,566,075 |

| | | | | | |
|----------------------------|-----------|-----------|-----------|-----------|-----------|
| NUMBER OF POSITIONS | 81 | 83 | 84 | 81 | 81 |
|----------------------------|-----------|-----------|-----------|-----------|-----------|

GENERAL FUND

Budget Year: 2025

Department: Department of Public Lands

Fund: 2000

| NOP | Job Class Code | Position | Employee | Employee Number | Personnel Status Code | Pay Grade/Step | Annual Salary | Allocation Percent | Allocation Salary | Total Fringe Benefits | Total |
|-----|----------------|--------------------------------|-------------------------------|-----------------|-----------------------|----------------|---------------|--------------------|-------------------|-----------------------|--------|
| 1 | 9991 | SECRETARY, DPL | TERESITA A. SANTOS | 2918 | AP | UNG | 54,000 | 100% | 54,000 | 5,103 | 59,103 |
| 1 | 1002 | ACCOUNTANT II | ALVA D. FLORES | 1495 | FT | PL12/1 | 25,792 | 95% | 24,502 | 9,459 | 33,962 |
| 1 | 1002 | ACCOUNTANT II | ESTERLITA B. CAMACHO | 1500 | FT | PL12/8 | 36,292 | 100% | 36,292 | 3,430 | 39,721 |
| 1 | 1003 | ACCOUNTANT III | EMILIANA F. METTAO | 1456 | FT | PL14/12 | 48,635 | 100% | 48,635 | 10,026 | 58,661 |
| 1 | 1003 | ACCOUNTANT III | MAGDALENA M. DELEON GUERRERO | 5798 | FT | PL14/2 | 29,857 | 100% | 29,857 | 7,501 | 37,358 |
| 1 | 1003 | ACCOUNTANT III | VONNIE Y. SABLAN | 1448 | FT | PL14/10 | 44,113 | 100% | 44,113 | 9,418 | 53,531 |
| 1 | 1004 | ACCOUNTANT IV (SUPERVISOR) | AILEEN G. ONG | 6066 | FT | PL17/5 | 40,012 | 95% | 38,011 | 10,736 | 48,747 |
| 1 | 0023 | ADMINISTRATIVE ASSISTANT | EVELYN AGNES C. SABLAN | 4619 | PA | PL05/6 | 23,394 | 100% | 23,394 | 6,631 | 30,026 |
| 1 | 0023 | ADMINISTRATIVE ASSISTANT | MELVINA M. IGITOL-CONCEPCION | 1453 | FT | PL05/8 | 25,792 | 100% | 25,792 | 10,613 | 36,405 |
| 1 | 0023 | ADMINISTRATIVE ASSISTANT | STEPHANIE FRANCES SAN NICOLAS | 3838 | FT | PL05/2 | 19,246 | 100% | 19,246 | 9,733 | 28,979 |
| 1 | 0023 | ADMINISTRATIVE ASSISTANT | TATIANA D. KAIPAT | 1494 | FT | PL05/6 | 23,394 | 100% | 23,394 | 5,696 | 29,090 |
| 1 | 1016 | ADMINISTRATIVE OFFICER II | MADONNA MARIE M. SABLAN | 1491 | FT | PL13/4 | 31,350 | 100% | 31,350 | 2,963 | 34,313 |
| 1 | 1017 | ADMINISTRATIVE OFFICER III | JEMIMA F. NOGIS | 1493 | FT | PL15/8 | 42,012 | 100% | 42,012 | 3,970 | 45,982 |
| 1 | 1017 | ADMINISTRATIVE OFFICER III | VELMA A. REYES | 1451 | FT | PL15/4 | 34,564 | 100% | 34,564 | 3,266 | 37,830 |
| 1 | 1022 | ADMINISTRATIVE SPECIALIST II | QUEENALYN W. ITIBUS | 1457 | FT | PL09/3 | 24,564 | 100% | 24,564 | 2,321 | 26,885 |
| 1 | 1351 | APPRAISER | VACANT | | ES | UNG | 60,000 | 100% | 60,000 | 4,590 | 64,590 |
| 1 | 1630 | CIVIL ENGINEER | VACANT | | ES | UNG | 60,000 | 100% | 60,000 | 4,790 | 64,790 |
| 1 | 0043 | CLERK I | KEOLANI B. ADA | 6067 | FT | PL01/3 | 16,626 | 100% | 16,626 | 1,571 | 18,197 |
| 1 | 0043 | CLERK I | KETRUTH CAMINA M. SEBANGIOL | 1463 | FT | PL01/6 | 19,246 | 95% | 18,284 | 5,213 | 23,497 |
| 1 | 0057 | CLERK TYPIST III | EBLAI ELISHA B. ULECHONG | 1464 | FT | PL03/3 | 18,330 | 100% | 18,330 | 1,732 | 20,062 |
| 1 | 1382 | COMPLIANCE SPECIALIST I | ALEJO . MENDIOLA JR | 4893 | FT | PL09/3 | 24,564 | 100% | 24,564 | 2,321 | 26,885 |
| 1 | 1382 | COMPLIANCE SPECIALIST I | LISA MARIE B. AGUON | 1476 | FT | PL09/5 | 27,082 | 100% | 27,082 | 14,793 | 41,875 |
| 1 | 1382 | COMPLIANCE SPECIALIST I | SHANE PAUL A. LIZAMA | 1460 | FT | PL09/2 | 23,394 | 100% | 23,394 | 2,211 | 25,605 |
| 1 | 1382 | COMPLIANCE SPECIALIST I | SOPHIA D. FLORES | 1498 | FT | PL09/8 | 31,350 | 100% | 31,350 | 10,107 | 41,457 |
| 1 | 1384 | COMPLIANCE SPECIALIST III | BERNARD A. CABRERA | 1486 | FT | PL13/8 | 38,106 | 100% | 38,106 | 12,269 | 50,376 |
| 1 | 1384 | COMPLIANCE SPECIALIST III | JAMES F. FLEMING | 1504 | FT | PL13/12 | 46,319 | 100% | 46,319 | 4,377 | 50,696 |
| 1 | 1379 | COMPLIANCE TECHNICIAN I | CHAVO C. PALACIOS | 4913 | FT | PL04/4 | 20,209 | 100% | 20,209 | 5,395 | 25,603 |
| 1 | 1379 | COMPLIANCE TECHNICIAN I | FRANKIE S. PANGELINAN | 6031 | FT | PL04/4 | 20,209 | 100% | 20,209 | 9,054 | 29,262 |
| 1 | 1379 | COMPLIANCE TECHNICIAN I | ROY ALLEN D. MATAGOLAI | 5746 | FT | PL04/2 | 18,330 | 100% | 18,330 | 1,732 | 20,062 |
| 1 | 1379 | COMPLIANCE TECHNICIAN I | SHAWN BYRON D. KAIPAT | 6110 | FT | PL04/4 | 20,209 | 100% | 20,209 | 2,718 | 22,927 |
| 1 | 1381 | COMPLIANCE TECHNICIAN III | BRIAN C. DELEON GUERRERO | 1507 | FT | PL07/2 | 21,219 | 100% | 21,219 | 2,854 | 24,073 |
| 1 | 1106 | DIRECTOR ADMINSTRATVE SERVICES | MARGARITA B. SALAS | 1447 | FT | PL20/12 | 65,175 | 100% | 65,175 | 9,644 | 74,819 |
| 1 | 1166 | DIRECTOR DIVISION | BERNADITA S. SAN NICOLAS | 1455 | FT | PL20/9 | 56,301 | 100% | 56,301 | 5,320 | 61,621 |
| 1 | 1166 | DIRECTOR DIVISION | BONNIE T. ROYAL | 1474 | FT | PL20/10 | 59,116 | 100% | 59,116 | 5,586 | 64,702 |
| 1 | 1166 | DIRECTOR DIVISION | EVELYN J. SABLAN | 1492 | FT | PL20/12 | 65,175 | 95% | 61,916 | 8,328 | 70,244 |
| 1 | 1166 | DIRECTOR DIVISION | IRENE T. TORRES | 1473 | FT | PL20/11 | 62,071 | 100% | 62,071 | 19,500 | 81,571 |
| 1 | 1166 | DIRECTOR DIVISION | ROSE NELLY T. ADA-HOCOG | 2260 | PB | PL20/5 | 46,319 | 100% | 46,319 | 11,521 | 57,840 |
| 1 | 1166 | DIRECTOR DIVISION | THERESA M. GUERRERO | 1458 | FT | PL20/8 | 53,620 | 100% | 53,620 | 5,067 | 58,687 |
| 1 | 2058 | DIRECTOR OF COMPLIANCE | GREGORY DELEON GUERRERO | 1469 | FT | PL20/12 | 65,175 | 100% | 65,175 | 17,310 | 82,485 |
| 1 | 9464 | DIRECTOR, PLANNING DIVISION | PATRICIA S. RASA | 1450 | FT | PL20/12 | 65,175 | 100% | 65,175 | 9,644 | 74,819 |
| 1 | 0147 | EXECUTIVE SECRETARY | RITA M. CELIS | 6176 | PB | PL14/8 | 40,012 | 100% | 40,012 | 3,781 | 43,793 |
| 1 | 1647 | FINANCIAL MANAGEMENT ADVISOR | RICHARD S. VILLAGOMEZ | 1470 | ES | UNG | 50,000 | 100% | 50,000 | 6,725 | 56,725 |
| 1 | 1414 | G.I.S. SPECIALIST II | BLAIR MARK M. ULLOA | 1478 | FT | PL10/3 | 25,792 | 100% | 25,792 | 2,437 | 28,229 |
| 1 | 1415 | G.I.S. SPECIALIST III | VINCENT M. TORRES | 1484 | FT | PL12/12 | 44,113 | 100% | 44,113 | 11,313 | 55,426 |

Budget Year: 2025

Department: Department of Public Lands
 Fund: 2000

| NOP | Job Class Code | Position | Employee | Employee Number | Personnel Status Code | Pay Grade/Step | Annual Salary | Allocation Percent | Allocation Salary | Total Fringe Benefits | Total |
|-----|----------------|-------------------------------|-------------------------------|-----------------|-----------------------|----------------|---------------|--------------------|-------------------|-----------------------|------------------|
| 1 | 1082 | GRANT WRITER | JOVANO Q. TAITANO | 3656 | LT | UNG | 45,000 | 100% | 45,000 | 13,197 | 58,197 |
| 1 | 1316 | HEARING OFFICER | RAMON S. DELA CRUZ | 1446 | FT | PL20/11 | 62,071 | 100% | 62,071 | 5,866 | 67,937 |
| 1 | 1375 | HOMESTEAD SPECIALIST I | BENIGNO W. OLAITIMAN | 1485 | FT | PL09/6 | 28,436 | 100% | 28,436 | 3,825 | 32,260 |
| 1 | 1377 | HOMESTEAD SPECIALIST III | MELBEINA H. CHONG | 1503 | FT | PL13/6 | 34,564 | 100% | 34,564 | 6,751 | 41,315 |
| 1 | 1372 | HOMESTEAD TECHNICIAN I | CLARINDA B. HIDEO | 4629 | PA | PL04/5 | 21,219 | 100% | 21,219 | 2,005 | 23,224 |
| 1 | 1372 | HOMESTEAD TECHNICIAN I | LANCE S. MESNGON | 3370 | PB | PL04/3 | 19,246 | 100% | 19,246 | 1,819 | 21,065 |
| 1 | 1372 | HOMESTEAD TECHNICIAN I | VACANT | | PB | PL04/1 | 17,457 | 100% | 17,457 | 1,335 | 18,792 |
| 1 | 1372 | HOMESTEAD TECHNICIAN I | VACANT | | PB | PL04/1 | 17,457 | 100% | 17,457 | 1,335 | 18,792 |
| 1 | 1373 | HOMESTEAD TECHNICIAN II | ANTONIA M. MANGLONA | 1471 | FT | PL05/6 | 23,394 | 100% | 23,394 | 2,211 | 25,605 |
| 1 | 1373 | HOMESTEAD TECHNICIAN II | RITA B. BORJA | 1488 | FT | PL05/6 | 23,394 | 100% | 23,394 | 14,297 | 37,692 |
| 1 | 1418 | LAND CLAIMS INVESTIGATOR II | ANTHONY S. TOMOKANE | 1490 | FT | PL13/10 | 42,012 | 100% | 42,012 | 3,970 | 45,982 |
| 1 | 1420 | LAND CLAIMS INVESTIGATOR III | LYNDA J M. ATALIG | 1449 | FT | PL15/6 | 38,106 | 100% | 38,106 | 5,125 | 43,232 |
| 1 | 1420 | LAND CLAIMS INVESTIGATOR III | WENCE T. AQUINO | 1465 | FT | PL15/10 | 46,319 | 100% | 46,319 | 7,862 | 54,181 |
| 1 | 1388 | LEASE/PERMIT SPECIALIST I | ABIGAIL STEPHANIE M. BORJA | 1502 | FT | PL09/4 | 25,792 | 100% | 25,792 | 2,437 | 28,229 |
| 1 | 1401 | LEASE/PERMIT SPECIALIST III | VERA L. BASA | 1489 | FT | PL13/3 | 29,857 | 100% | 29,857 | 2,821 | 32,678 |
| 1 | 1385 | LEASE/PERMIT TECHNICIAN I | CHRISTOPHER A. SABLAN | 1483 | FT | PL04/4 | 20,209 | 100% | 20,209 | 2,718 | 22,927 |
| 1 | 1386 | LEASE/PERMIT TECHNICIAN II | JULENOLF IAN C. JACOB | 4638 | PB | PL05/4 | 21,219 | 100% | 21,219 | 2,005 | 23,224 |
| 1 | 1387 | LEASE/PERMIT TECHNICIAN III | CATHLEEN D. SEMAN | 1487 | FT | PL07/4 | 23,394 | 100% | 23,394 | 3,146 | 26,540 |
| 1 | 1402 | MANAGAHA RANGER I | DARYL JOHN S. DELEON GUERRERO | 4350 | PB | PL04/1 | 17,457 | 100% | 17,457 | 1,650 | 19,107 |
| 1 | 1402 | MANAGAHA RANGER I | EMILIO A. SANTOS | 4239 | FT | PL04/1 | 17,457 | 100% | 17,457 | 5,135 | 22,592 |
| 1 | 1402 | MANAGAHA RANGER I | JOHN C. VILLAGOMEZ | 3809 | PB | PL04/1 | 17,457 | 100% | 17,457 | 1,650 | 19,107 |
| 1 | 1402 | MANAGAHA RANGER I | YONG W. CHOI | 1499 | FT | PL04/4 | 20,209 | 100% | 20,209 | 5,395 | 25,603 |
| 1 | 1403 | MANAGAHA RANGER II | O RICOBERT R. GEORGE | 1509 | FT | PL05/6 | 23,394 | 100% | 23,394 | 2,211 | 25,605 |
| 1 | 1403 | MANAGAHA RANGER II | PETER ANTHONY A. MENDIOLA JR | 1462 | FT | PL05/7 | 24,564 | 100% | 24,564 | 2,321 | 26,885 |
| 1 | 1404 | MANAGAHA RANGER III | LAWRENCE S. PANGELINAN | 1475 | FT | PL07/10 | 31,350 | 100% | 31,350 | 7,702 | 39,052 |
| 1 | 1014 | MANAGER, ADMINSTRIVE SERVICES | MAI MARLYN M. CHONG | 1497 | FT | PL18/6 | 44,113 | 100% | 44,113 | 13,077 | 57,190 |
| 1 | 5120 | PLANNER II | JUDE C. DICKINSON | 1467 | FT | PL11/8 | 34,564 | 100% | 34,564 | 3,266 | 37,830 |
| 1 | 2047 | PUBLIC INFORMATION OFFICER | VACANT | | FT | PL15/2 | 31,350 | 100% | 31,350 | 2,398 | 33,748 |
| 1 | 9222 | SPECIAL ADVISOR | DAVID C. SABLAN | 6038 | ES | UNG | 50,000 | 100% | 50,000 | 11,869 | 61,869 |
| 1 | 5156 | SURVEYING TECHNICIAN I | JUAN DOMINGO Q. DIKITO | 1452 | FT | PL03/2 | 17,457 | 100% | 17,457 | 2,348 | 19,805 |
| 1 | 5156 | SURVEYING TECHNICIAN I | PEDRO T. DELEON GUERRERO JR | 4014 | FT | PL03/2 | 17,457 | 100% | 17,457 | 5,833 | 23,290 |
| 1 | 5156 | SURVEYING TECHNICIAN I | RAMON V. CABRERA | 4812 | FT | PL03/4 | 19,246 | 100% | 19,246 | 2,589 | 21,835 |
| 1 | 5154 | SURVEYING TRAINEE I | KENNETH J. KAIPAT | 4052 | FT | PL01/2 | 15,834 | 100% | 15,834 | 5,615 | 21,449 |
| 1 | 5142 | SURVEYOR I | JONATHAN A. LEON GUERRERO | 1479 | FT | PL09/3 | 24,564 | 100% | 24,564 | 2,321 | 26,885 |
| 1 | 5143 | SURVEYOR II | JOSEPH A. ALDAN | 1459 | FT | PL11/8 | 34,564 | 100% | 34,564 | 10,410 | 44,974 |
| 1 | 5144 | SURVEYOR III | JOAQUIN D. DIAZ | 1477 | FT | PL13/12 | 46,319 | 100% | 46,319 | 11,521 | 57,840 |
| 1 | 2044 | SYSTEM ADMINISTRATOR | VACANT | | FT | PL18/4 | 40,000 | 100% | 40,000 | 3,060 | 43,060 |
| | | | | | | | | | 2,725,238 | 485,868 | 3,211,106 |