

FISCAL YEAR
2025
GOVERNOR'S
BUDGET PROPOSAL

APRIL 1, 2024 SUBMISSION



VOLUME I
GENERAL FUND

TABLE OF CONTENTS

Governor’s Message

Estimated Budgetary Resources

- Secretary of Finance (SOF) Memorandum
- General Fund Revenue Estimates
- Outside Revenue Sources
- DPL Summary of Revenue Forecast

- Consolidated Summary by Program – Schedule A**
- Consolidated Summary by Category – Schedule B**
- Consolidated Summary by Department – Schedule C**

Judicial Branch 1

Legislative Branch..... 22

Executive Branch

- Office of the Governor 42
- Office of the Lt. Governor 46
- Other Offices of the Governor & Lt. Governor 51
- Department of Commerce 98
- Department of Community & Cultural Affairs 112
- Department of Corrections 135
- Department of Fire 143
- Department of Finance 162
- Department of Labor 189
- Department of Lands & Natural Resources 200
- Department of Public Safety 214
- Department of Public Works 231

First Senatorial District - Rota 245

Second Senatorial District - Tinian..... 305

Third Senatorial District - Mayor of Saipan, N. Islands, & Municipal Council 355

Boards & Commissions..... 365

Independent Programs 389

- Elected Attorney General 395

Other Programs 411

- Health Network Program 412
- Northern Marianas College..... 413
- Public School System 416

Department of Public Lands..... 419

Arnold I. Palacios
Governor



David M. Apatang
Lieutenant Governor

COMMONWEALTH OF THE NORTHERN MARIANA ISLANDS
OFFICE OF THE GOVERNOR

April 1, 2024

GOV 2024-328

The Honorable Edmund S. Villagomez
Speaker, House of Representatives
23rd Northern Marianas Commonwealth Legislature
Saipan, MP 96950

The Honorable Edith E. Deleon Guerrero
President, CNMI Senate
23rd Northern Marianas Commonwealth Legislature
Saipan, MP 96950

Dear Speaker Villagomez and President Deleon Guerrero:

In accordance with Article III, Section 9(a) of the NMI Constitution and 1 CMC Section 7101 *et seq.* (Planning and Budgeting Act), I submit herewith the proposed budget for the Commonwealth Government and related agencies for Fiscal Year 2025 beginning October 1, 2024, and ending September 30, 2025.

As mandated by the Constitution, the budget submitted herein is balanced such that the total amount of proposed expenditures does not exceed the total estimated resources available for appropriation. The proposed budget presents the range of funds that support the operations and activities of the government in Fiscal Year 2025 in Volume I (General Fund and Special Revenue Fund), Volume II (Federal Fund and Capital Projects Fund), and Volume III (Enterprise Fund).

In preparing this budget proposal, the Administration has had to make difficult decisions that preserve essential services while also recognizing the need for prudent financial management. We understand the challenges we face. It is important that we work together strategically and collaboratively to face these head-on, not through band-aid fixes but through creative solutions and a firm commitment to long-term growth.

Furthermore, as you will see, the budget proposal includes reductions in areas where efficiencies can be achieved without substantively compromising the quality of services provided to our residents. These cuts are necessary to ensure that our resources are allocated responsibly and consistent with the Commonwealth's priorities.

As we aim to lay the foundation for a more sustainable, resilient economy, the FY 2025 budget also allows for and anticipates destination enhancement activities, major infrastructure projects including airport and seaport enhancements, workforce development programs, sustainable development, and other initiatives.

FY 2025 Estimated Resources

The net estimated internal resources reported by the Department of Finance available for general appropriation for Fiscal Year 2025 are \$158,614,274, a 3% reduction from the current fiscal year budget. Of this total, \$47,140,263 is set aside for special earmarks, the minimum annual payment to retirees, and payment of debt service obligations. The net available resources for government operations, amounting to \$111,474,011, are allocated among the Executive, Legislative, and Judicial branches, inclusive of the 25% for the Public School System.

The total identified budgetary resources for FY 2025 before transfers out and debt service appropriation are illustrated in the Table below:

Table 1. Government Activities Sources	Total Projected Revenues	Percent
Business Gross Revenue Tax	\$ 62,356,974	39%
Income Taxes	\$ 33,613,804	21%
Other Taxes	\$ 50,224,256	32%
Fees	\$ 9,567,065	6%
Charges for Services	\$ 1,499,157	1%
Other Revenue	\$ 1,353,018	1%
Total Identified Budgetary Resources	\$158,614,274	

The distribution of the uses of available resources in the operating budget is illustrated in the Table below:

Table 2. Estimated Budgetary Gross	
Estimated Gross Budgetary Resources, FY 2025:	\$158,614,274
A. Less revenue transfers to other funds:	
1) 4 CMC § 1803 MVA hotel/container tax	(4,412,374)
B. Less Debt Service to Settlement Fund	
1) Settlement Agreement (Doc. 468-1); PL 20-33	(32,000,000)
C. Less Debt Service Previously Appropriated:	
1) Appropriated for 2007A Refunding Bond payment	(3,618,500)
2) Appropriated for 2007B Refunding Bond payment	(3,391,750)
D. 2020 Pension Obligation Note Payment	(2,886,600)
E. MPLT 2019 Loan	(831,039)
Subtotal	<u>(\$47,140,263)</u>
Net FY 2025 Budgetary Resources Available for Appropriation	<u>\$111,474,011</u>

As you can see, we have taken a cautious approach in revenue projections. It is important to note that we will continue to examine collections through the third quarter of the current fiscal year (FY24) to evaluate trends across the different income categories. Collections for the current fiscal year already reflect a decrease in business gross revenue tax, income tax, and excise taxes, which comprise the bulk of the decline in our revenues through the second quarter.

The decline in excise tax revenues is attributed to a regional trend in reduced ocean freight transportation and corresponding local reductions in the volume of orders by businesses to resupply commodities. These factors, which are also impacted by inflation and fuel costs, are just a few of the many factors we consider in projecting our revenues.

However, BGRT and excise taxes are anticipated to increase as the CNMI's infrastructure projects that include roads, schools, the college, renewable energy, and housing are currently in progress and will extend beyond Fiscal Year 2025. Additionally, military investments in the CNMI will only add to the expected growth of the construction industry.

While we anticipate a slight increase in tourist arrivals in FY25 and while we are seeking modest recovery in source market arrivals, we are holding steady as we work to add other source markets. The anticipated return of Hong Kong Airlines beginning April 2024 will increase visitor arrivals directly to the Commonwealth which will aid in restoring stability in our tourism economy.

Additionally, the Marianas Visitors Authority has reported favorable data indicating that as of January 2024, tourist arrivals have climbed to 50% of pre-pandemic levels. MVA's strategic partnerships, media coverage, and influencer collaboration have played a vital role in promoting the Commonwealth to our source markets.

Further, the FY 2025 tourist arrival forecast submitted by MVA indicates an increase by 10% to just over 300,000 in total arrivals, accounting for new direct flights from Hong Kong Airlines and additional flights from Korea. Moreover, the continuation of United Airlines direct flights from Tokyo-Narita supports the steady growth of our tourism industry. These are all positive indicators of a modest recovery.

Budget Considerations and Assumptions

As the CNMI Constitution requires that the CNMI Government maintain a balanced budget, only critical activities were considered in this proposal. Accordingly, the following underlying assumptions and considerations are reflected in this budget submission:

- 1) 25% to the Public School System;
- 2) 70 hours' biweekly work schedule – all branches;
- 3) Restore active employee benefits to the department and activity budgets;
- 4) Allocation of \$6 million toward Medicaid payments;
- 5) Allocation of \$2.28 million for government utilities for the Executive, Legislative, and Judicial branches;
- 6) Allocation of \$250,000 each for the utilities of the Municipalities of Tinian and Rota;
- 7) Allocation of \$2.3 million for the Office of the Mayor of Saipan's personnel; and
- 8) Removal of non-essential vacant positions.

The following exhibit shows the distribution of activities and uses in the budget among branches and programs.

Table 4. Government Activities and Uses		Saipan	Tinian	Rota	Total	%
A	Health ¹	\$6,860,002	\$0	\$0	\$6,860,002	6%
B	Public Safety and Law Enforcement ²	\$19,669,006	\$2,104,405	\$2,814,036	\$24,587,447	21%
C	General Government ³	\$15,605,482	\$3,108,995	\$2,716,412	\$21,430,889	18%
D	Other Elected Officials ⁴	\$1,781,589	\$111,731	\$89,231	\$1,982,551	2%
E	Community and Social Services ⁵	\$2,828,315	\$346,427	\$363,127	\$3,537,869	3%
F	Public Works ⁶	\$2,820,275	\$207,506	\$575,998	\$3,603,779	3%
G	Lands and Natural Resources ⁷	\$1,771,815	\$425,993	\$733,475	\$2,931,283	3%
H	Legislative Branch ⁸	\$4,803,369	\$0	\$0	\$4,803,369	4%
I	Judicial Branch ⁹	\$5,097,173	\$0	\$0	\$5,097,173	4%
J	Education ¹⁰	\$32,111,579	\$0	\$0	\$32,111,579	27%
K	Economic Development ¹¹	\$1,451,698	\$136,402	\$141,967	\$1,730,067	1%
L	Utilities ¹²	\$2,452,000	\$250,000	\$250,000	\$2,952,000	3%
M	Autonomous Agencies (DPL) ¹³	\$5,412,575	\$0	\$0	\$5,412,575	5%
	Round-off Error	3			3	0%
Total		\$102,664,881	\$6,691,459	\$7,684,246	\$117,040,586	100%

¹ Includes CHCC, Medicaid Reimbursement, and Health Network Program

² Includes Attorney General's Office, Dept. of Corrections, Division of Customs, Dept. of Public Safety, and Dept. of Fire and Emergency Medical Services.

³ Includes the Office of the Governor, Office of the Lieutenant Governor, Other Offices of the Governor/Lt. Governor, Dept. of Finance, Dept. of Labor, First Senatorial District, Second Senatorial District, Boards and Commissions, and Independent Programs.

⁴ Includes the salaries and benefits of the Governor, Lieutenant Governor, and Mayors of the Municipalities of Saipan, Tinian, Rota, and the Northern Islands.

⁵ Includes the Dept. of Community and Cultural Affairs, Public Libraries, Commonwealth Museum, Substance Abuse.

⁶ Includes the Dept. of Public Works for Saipan, Tinian, and Rota.

⁷ Includes the Dept. of Lands and Natural Resources for Saipan, Tinian, and Rota.

⁸ Includes the Legislative Branch.

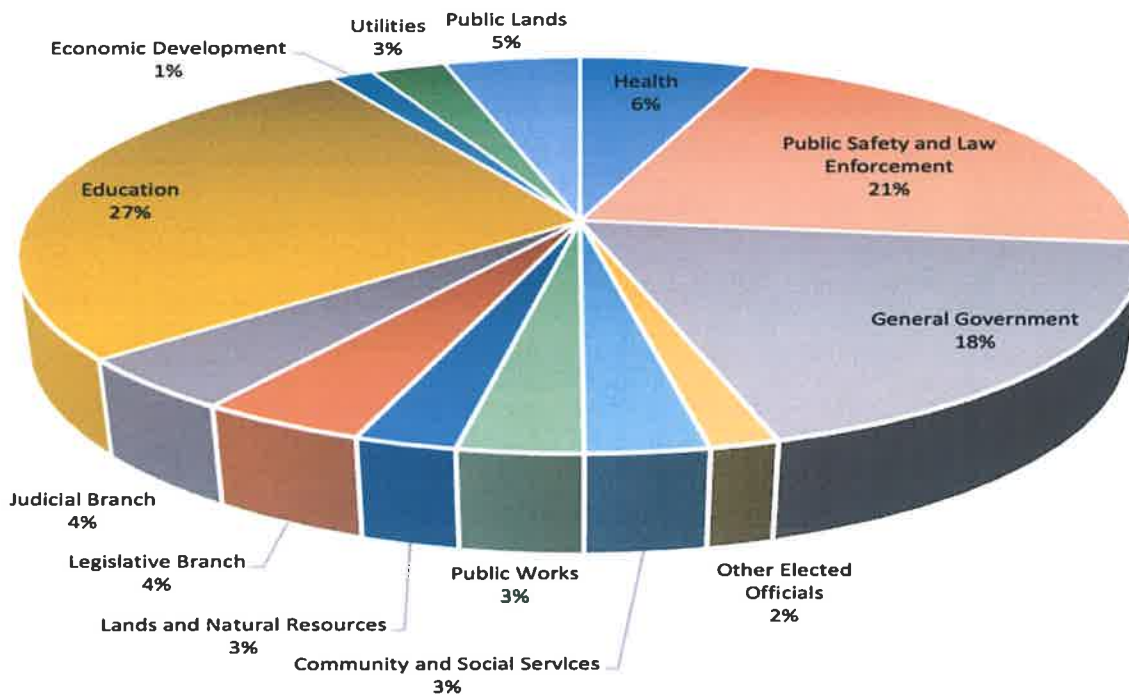
⁹ Includes the Judicial Branch.

¹⁰ Includes the CNMI Scholarship, Northern Marianas College, NMC Board of Regents, Public School System, PSS Board.

¹¹ Includes the Dept. of Commerce and Economic Development for Tinian and Rota.

¹² Includes Utilities for Executive, Legislative, Judicial, Tinian, and Rota Municipalities.

¹³ Includes the Department of Public Lands.



Additionally, the proposed budget calls for the continuation of the MVA Hotel Occupancy earmark to sustain tourist marketing efforts and programs to grow our tourism industry. However, the proposal maintains the current suspension of significant statutory earmarks, in addition to others identified in the revenue forecast, to support the activities identified in this budget as follows:

Table 3. Suspension of Earmarks

- a) 2 CMC § 3551, Solid Waste Management Revolving Fund;
- b) 4 CMC § 1402(g)(1), Solid Waste Revolving Fund (7% Excise Tax);
- c) 4 CMC § 1402(g)(3), Group Health and Life Insurance for Employer Share;
- d) Non Resident Worker Fee Fund allocation for NMC and PSS
- e) Tobacco Control - Cigarette Tax, PL 13-38
- f) PSS Technical Education, 4 CMC § 1503(f)
- g) Cancer Fund - Cigarette Tax, 4 CMC § 1402(g)(2)
- h) NMIRF - Hotel Tax (20%), 4 CMC § 1803
- i) NMIRF - Alcohol Container (30%), 4 CMC § 1803
- j) MVA - Alcohol Container (20%) 4 CMC § 1803
- k) NMIRF DB Plan Fund - 15% E-gaming, PL 18-30
- l) NMIRF - 60% E-gaming, PL 18-30
- m) 3rd Senatorial District - 15% E-gaming, PL 18-30
- n) 1st & 2nd Senatorial District - 10% E-gaming, PL 18-30
- o) 3rd & 2nd Senatorial District - PL 20-59; 4 CMC § 1508

Although this budget does not anticipate revenues from any adjustments to the Business Gross Revenue Tax, we once again urge the members of the Legislature to consider this potential revenue source and update the current rate. **The BGR tax rate has not been amended for close to 30 years.**

Budget Expenditures

1. Personnel

Personnel is the largest cost category in the CNMI's budget, comprising 62% percent of the CNMI's expenditures. The Personnel expense category includes salaries and fringe benefits (Defined Benefit and Defined Contribution Plans, group health and life benefits, and FICA and Medicare). Each major personnel cost category is discussed separately below.

a. Salaries

The budget includes salaries within the Executive Branch based on a 70-hour biweekly work schedule continuing from FY 2024 into FY 2025. The salaries and benefits fixed in this budget are derived from the calculations applied across all government branches. Benefit calculations are based on participating members only.

b. Health Benefits

The Commonwealth's renewal of Aetna triggered changes to our current health benefits plan adjusting Aetna premium rates from 70/30 to 60/40 rate between employer and participating employees and retirees. There are 8,000 participating members across all government agencies inclusive of autonomous agencies.

Mandatory benefits for FICA and Medicare are included in this proposal.

c. Pensions (Settlement Fund - Defined Benefit)

The Commonwealth's minimum annual payment for FY 2025 is \$32 million. This funding is adjusted from the anticipated gross budgetary resources to defray the cost of the 75% pension outlay due the Settlement Fund for payment to the retirees. The annual pension payment continues to drop each year with the mortality rate.

The 25% portion of retirees' pension payments is estimated at \$12.7 million and is not included in this budget. Given the severe funding shortfalls we are facing in the General Fund, we urge the Legislature to move swiftly and make direct appropriations to restore pension payments and benefits to our retirees.

d. Defined Contribution Plan (DCP)

This program provides four percent to participating members who contribute 10% of their employee share to the DC Plan. The amount of \$640k is allocated to fund the employer share of the Defined Contribution Plan for 657 participating members.

e. Memorandum of Agreement with Departments of Public Lands and Lands and Natural Resources

The Operating Budget for the Department of Public Lands in Fiscal Year 2025 provides for the continuation of funding for Department of Lands and Natural Resources Parks and Recreation employees pursuant to the MOA signed by DPL and DLNR.

2. Operating Expenditures

Operating expenses include utilities, contractual services, repairs and replacement of the Commonwealth’s equipment, facilities, and parks, materials and supplies, fuel, communications, rentals and leases, travel and others. Except for utilities, \$1 was allocated to major operating expenses.

3. Public School System

Allocation to the Public School System was calculated at 25% of the Net Identified Budgetary Resources available, or \$27.8 million. However, we are still awaiting PSS’s submission of its FY 2025 proposed budget and discussions with PSS leadership are ongoing regarding the agency’s budgetary allocation to meet its mission and mandates. We anticipate submission of a revised budget with an upward adjustment for PSS. An additional allocation is derived from the Tobacco Settlement Fund pursuant to PL 13-37. The preliminary PSS allocation is presented below:

Table 5. Public School System	G/F	Tobacco Settlement	Total
PSS	\$27,715,372	\$108,319	\$27,823,691
PSS Board	\$153,131		\$153,131
Total PSS 2025	\$27,868,503	\$108,319	\$27,976,822

4. Central Government Work Schedule

As stated, funding allocation to support the central government workforce is allocated to sustain a work schedule of 70 hours across all branches and municipalities.

5. Medicaid Payments

Allocation to fund the mandatory match towards the Medicaid Reimbursement program is reduced from \$8.7 million to \$6 million for FY 2025. Other sources of funding will need to be identified to ensure program benefits will continue prior to the exhaustion of this funding allocation. A match requirement for this funding is necessary; however, matching is only required when an expense is incurred.

6. Government Utilities

\$2.9 million is allocated in this budget as an assurance of the CNMI Government’s commitment to pay for its utilities consumption. Of this allocation, \$400,000 is earmarked for the government’s annual payment of arrears as part of the installment plan agreed to by both parties (CUC and the CNMI Government), including \$250,000 each to the Office of the Mayor of Rota and the Office of the Mayor of Tinian and Aguigan for the payment of the municipalities’ utilities. Although underfunded in the General Fund proposed budget by \$3.2 million, utilities are also part of federal programs’ allocations and federal funds will be applied as appropriate to cover utility costs associated with each grant’s respective program. In addition, I have issued Directive 2024-004, directing all Executive Branch departments, offices, and agencies to transition their power utility billing to prepaid meters so energy

consumption is effectively controlled and a reduction in the usage and cost of utilities is anticipated. A breakdown of the allocation to utilities is reflected below:

Table 6. Utilities	FY 2025	FY 2024	inc./dec.
Judicial	\$300,000	\$300,000	\$0
Legislative	\$180,000	\$180,000	\$0
Executive	\$1,800,000	\$1,815,204	\$(15,204)
Municipality of Rota	\$250,000	\$0	\$250,000
Municipality of Tinian	\$250,000	\$0	\$250,000
DPL	\$154,000	\$131,100	\$22,900
Total	\$2,934,000	\$2,426,304	\$507,696

7. Governor’s Council

As provided in Article VI, Section 5 of the NMI Constitution and 1 CMC § 7201(a), the Governor’s Council, comprised of the Mayors of the Municipalities of Saipan, Tinian, Rota, and the Northern Islands and the Executive Director for Carolinian Affairs, was consulted in the preparation of this budget. The adjustment in allocations reflects the inclusion of the Group Health and Life Insurance and the Defined Contribution benefits for participating members. This proposal removes a total of 21 positions from the constituent offices of the Governor’s Council that were not filled in the current year.

Table 7. Governor’s Council	2025	2024	inc./dec.)	%age	2025 NOPs	2024 NOPs	inc./ (dec.)
Office of the Mayor of Rota	\$2,413,914	\$2,272,327	\$141,587	6%	280	290	-10
Office of the Mayor of Tinian & Aguigan	\$2,859,044	\$2,510,855	\$348,189	14%	281	294	-13
Office of the Mayor of Saipan	\$2,303,123	\$785,033	\$1,518,090	193%	81	81	0
Office of the Mayor of the No. Islands	\$354,720	\$379,943	(\$25,223)	-7%	17	17	0
Carolinian Affairs Office	\$253,100	\$191,040	\$62,060	32%	10	8	
Total Governor’s Council	\$8,183,901	\$6,139,198	\$2,044,703		669	690	-21

8. Contractual Services

The Commonwealth’s operating budget includes \$1 for contractual services in the General Fund; however, the Special Revenue Fund is available to meet essential operational expenses that the department and agencies may need. We request continued flexibility in the uses of the Special Revenue Fund to defray operating expenses not included in this budget. These include essential operations such as fuel, repairs and maintenance, materials and supplies, consultant support, building and grounds maintenance, cleaning, rental spaces and others.

9. Commonwealth Health Network Program

This budget proposal allocates \$800,000 of the total \$6.5 million requested by the Commonwealth Health Care Corporation for the operations and activities of the Health Network Program to defray the cost of medical care not available in the Commonwealth.

Looking Ahead: *Tourism, Infrastructure, and Other Investments to Build Long Term, Sustainable Economic Growth*

In addition to the tourism trends discussed earlier in this letter, we remain committed to expanding our tourism sector and diversifying our source markets. Lieutenant Governor Apatang and I are also working with the Marianas Visitors Authority to develop a catalog of sites to offer our visitors, including new destination enhancement projects that can be part of the “Discover Marianas” campaign for the next five years and annually thereafter.

The MVA and partner agencies have already been asked to expedite destination enhancement projects planned for Bird Island Lookout, Suicide Cliff and Last Command Post. In addition, the Office of Grants Management is collaborating with the MVA on improvements planned for Banzai Cliff. Our goal is to promote the Commonwealth with new tourist sites while continuing to improve existing sites that are iconic attractions with continuous appeal. We want every tourist who visits the Marianas either by plane or by port of call via cruise ships or military vessels to leave with the intention of returning. Repeat visitors tend to be higher spenders, so our goal is to have them return in the future.

In conjunction with recovery of tourism arrivals, we anticipate significant progress or completion of key infrastructure development projects in FY 2025 that will result in additional revenues to the Commonwealth, including but not limited to: completion of the Garapan Revitalization Project; completion of the Beach Road Improvement Project; completion of the Oleai Sports Complex; construction of five new facilities at the Northern Marianas College campus; improvements in port infrastructure throughout the Commonwealth to accommodate more and larger vessels and aircraft; Department of Defense construction and training activities; and the rollout of Solar for All and other renewable energy and climate action initiatives.

Revenue Generating Legislation. In passing last year’s FY24 budget, we discussed and agreed on the urgency of passing revenue-generating legislation. We appeal to you again with the same sense of urgency. Our current economic challenges require and demand legislative action; in fact, the Legislature already has pending bills with the potential to generate revenue that can positively impact revenue projections and economic activity in the Commonwealth. As you can see in this budget proposal, we have reached the point where extending the reduction of work hours and making additional cuts in Fiscal Year 2025 will be necessary to sustain government operations to protect public health, safety, and the welfare of the people of the Commonwealth.

As we discussed a few weeks ago, the Administration and the Legislature need to work together collaboratively and cooperatively to alleviate hardships faced by our community. This includes, among other things, setting aside any political or other differences to prioritize the well-being of our people. Expediting the passage of legislation that would generate revenue can only help our financial challenges, and each day we hesitate, we fall further behind in providing essential services, investing in infrastructure and other long term investments, and supporting those most vulnerable and in need. The time for debate has passed; now is the time for action.

As we committed early in this administration, the CNMI Government continues its focus on tax collection efforts, having already collected approximately \$13.5 million since the creation of the Tax Collection Taskforce in July 2023. There are over 114 referred taxpayer audits that will continue well into FY 2025. The progress of tax collections is a positive indicator of the business community's willingness to be tax compliant. It is also a reflection of this administration's commitment to level the playing field for good actors who consistently pay their fair share of taxes.

Sustainable, Long-Term Economic Growth. Earlier this month, the Office of the Governor and Lt. Governor hosted an Economic Development Summit that aimed to cultivate a deep understanding of the CNMI's current economic conditions and to discuss areas for short-, medium-, and long-term economic growth. The Summit was designed with the intention of crafting a concrete, forward looking roadmap aimed at achieving the following objectives:

- Foster unity for economic development
- Enhance understanding of current economic conditions
- Promote sustainable development practices
- Identify strategic economic initiatives
- Improve investor relations and the overall business climate
- Review and reform regulatory frameworks
- Facilitate collaborative project planning
- Outline a roadmap for economic recovery and growth

Many of the recommendations made from the various stakeholders (which included legislators, agency heads, private sector leaders, nonprofit representatives, students, and others) were not new. In fact, they reaffirmed some of longstanding recommendations and economic needs that were articulated in previous convenings, emphasizing again that now is the time for action to be taken.

These recurring recommendations included implementing steps to make doing business in the CNMI more efficient; revamping CNMI's tax structure; and expediting infrastructure projects that include a new power plant and investment in renewable energy. Other recommendations discussed assisted living facilities, broadband projects, air service challenges, resilient telecommunications infrastructure, and other projects that broaden the CNMI's knowledge economy.

To make these recommendations a reality, it is incumbent upon us as leaders, in working with the private sector and other stakeholders, to work collaboratively to identify measurable actions and those who will be held accountable in implementing them. I look forward to engaging you as we pursue the recommendations from the Summit.

Summary

This submission fulfills the Executive Branch's primary responsibility of submitting a balanced budget proposal for each fiscal year as required by the Constitution.

We will continue to monitor events and fiscal conditions that might affect the underlying assumptions and consideration of our proposed budget for FY25 and will inform the Legislature of any changes and proposed amendments as appropriate. Again, I want to stress that it is critical that the Legislature consider new revenue generating measures and pass them expeditiously so that we can be in a stronger position to deliver the public services that the people of the Commonwealth deserve.

The Special Assistant for Management and Budget and the Secretary of Finance are available to discuss the details of the proposed budget for Fiscal Year 2025. Thank you and we look forward to working with you and the members to ensure the timely passage of this proposal.

Sincerely,



ARNOLD I. PALACIOS

Governor

Enclosures

cc: Lieutenant Governor
Secretary of Finance
Special Assistant for Management and Budget
Special Assistant for Administration
Special Assistant for Communication and Protocol
Special Assistant for Programs and Legislative Review
All Mayors
Executive Assistant for Carolinian Affairs
Members of the 23rd Northern Marianas Commonwealth Legislature



Office of the Secretary
Department of Finance



P.O. Box 5234 CHRB, Saipan MP 96950

TEL: (670) 664-1100 FAX: (670) 664-1115

Memorandum

SFM 2024-129

Date: March 28, 2024
To: Governor
From: Secretary of Finance
SUBJECT: FY 2025 Revenue Forecast

Pursuant to 1CMC§7201(a) Budget and Planning Act, I write to provide you with the revenue forecast for Fiscal Year 2025. This forecast is based on current FY 24 collection trends and other revenue factors that may impact our collections. My office maintains the objective approach with a hybrid method, utilizing both external, knowledge-based information, as well as historical data trends, seeking to estimate revenues as accurately as possible with risk of an actual shortfall. Refer to *Attachment A – FY 2025 Revenue Forecast* for reference.

First and Second Quarter Collections (Cumulative)

For the period October 2023 – March 21, 2024 (First-Second Quarter), the revenue collection report indicates a total gross collection of \$64,886,841, representing a 22% decrease in gross revenue collections to date, or by \$17.79 million compared to the revenue forecast. The overall decrease derives from a reduction in total taxes (i.e., BGR -13%, Wage & Salary Tax -16%, Excise Tax and Other taxes -40%), license and fees, and other revenue categories. These reductions can be attributed to loss of disposable income resulting in less spending in the local economy, while excise tax reductions are attributed to general decrease in demand for goods.

However, we did realize an increase in collection for the Income Taxes category, specifically Personal Income Tax (NMTIT) by 89% or \$762,811, and Penalties & Interest on Delinquent Taxes by 309% or \$650,765. This is a result of the tax filing season with a deadline of April 15, spurring taxpayer activity, as well as efforts by the Tax Collection Taskforce, helping taxpayers come into compliance. Other increases include Liquid Fuel Tax 17%, Poker Machine Licenses 48%, Passport fees 22%, and various charges for services 606%, including a 413% increase in Customs Overtime Charge for airport services due to increased flights. See *Attachment B – FY 2024 Cumulative Actual Collections To Date Report* for reference.

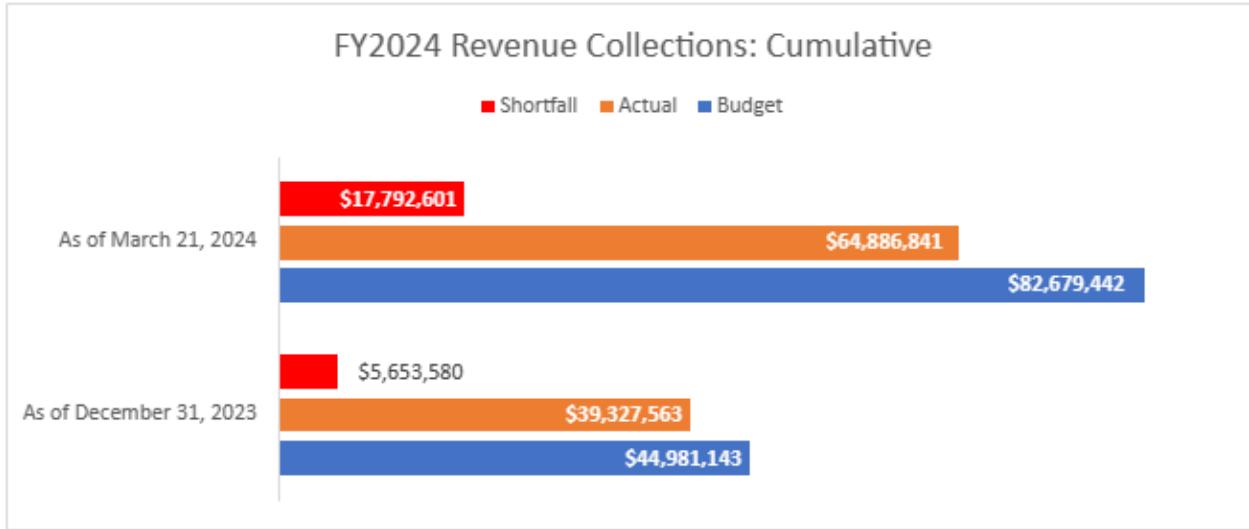


Figure 1. FY 2024 Cumulative Actual Collections and Shortfall

Customs Import and BGRT Trends

Trend data from the Division of Customs and Biosecurity provides insight to the ongoing challenges to restore our local economy to pre-pandemic levels. Challenges such as the rise in source products, fuel, and general shipping costs are reflected in the slight downward trend of incoming containers to our ports, fluctuating shipment of goods, and only the Construction Materials imports seeing a slight increasing trend. The general decrease in demand directly impacts import activity. See *Attachment C- Customs Import Data* for other trend charts.

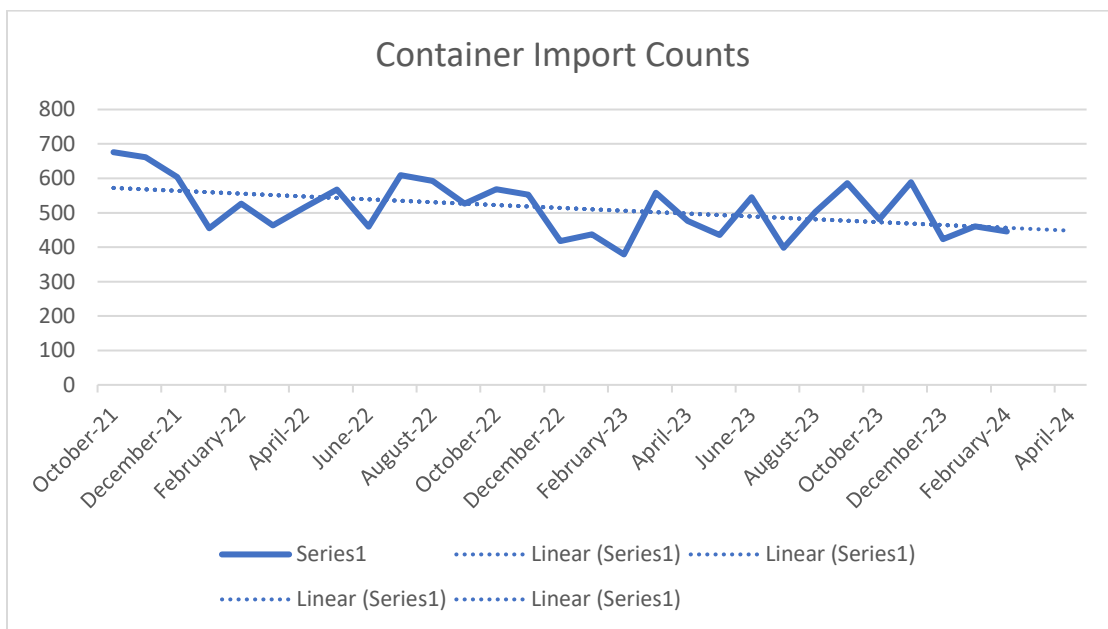


Figure 2. Container Import Count Data FY 22-FY 24

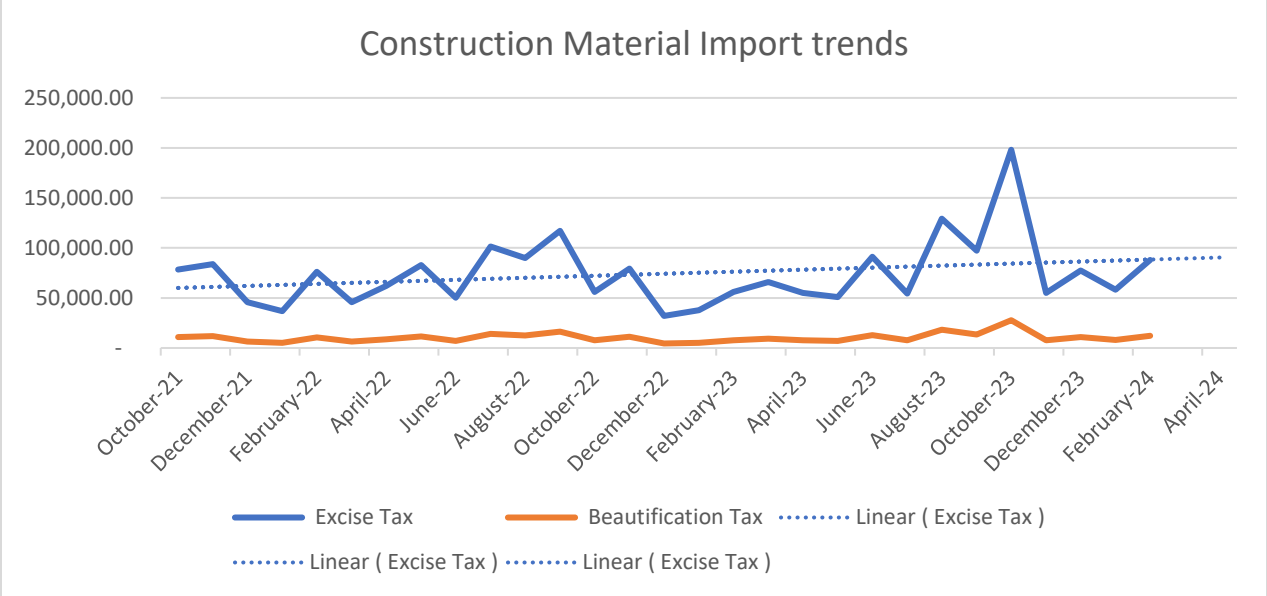


Figure 3. Construction Material Import Data, FY22-FY 24

Business Gross Revenue Taxes

The attached Business Gross Revenue Tax monitoring indicates that the top five tax activities include Retail, Construction Contractors, Hotels and Motels, Financial Institutions, and Other Various Industries. According to the data, overall BGRT collections fell short from estimates, a challenge to cash flow necessary for government operations. Tax collection efforts will remain focused on top revenue generating activities.

However, collections from April through September 2024 still have the potential to recover this shortfall. We remain measuredly optimistic that current revenue collection efforts and progressing construction projects around the island, in addition to increasing tourism arrivals will be key factors in closing the fiscal gap. See *Attachment D –FY2023-2024 (as of December 2023) BGRT Table* for reference.

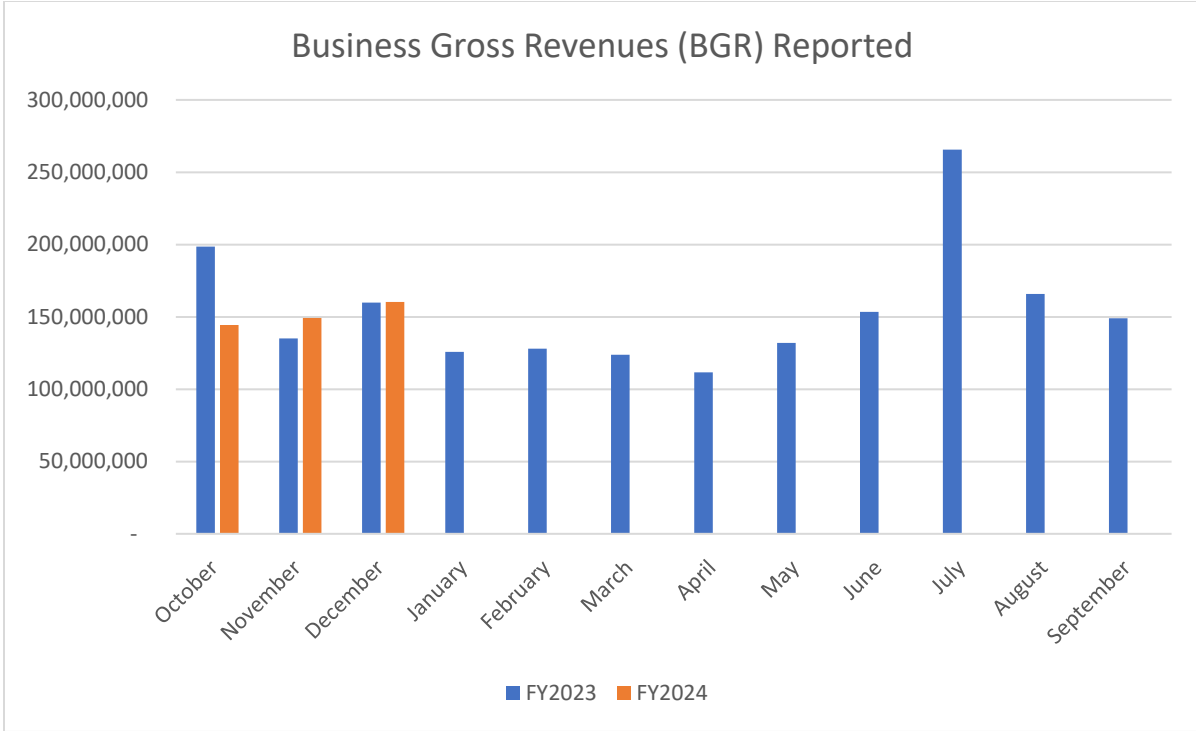


Figure 4. Gross Revenue reported FY23 to FY24 (as of December 2023)

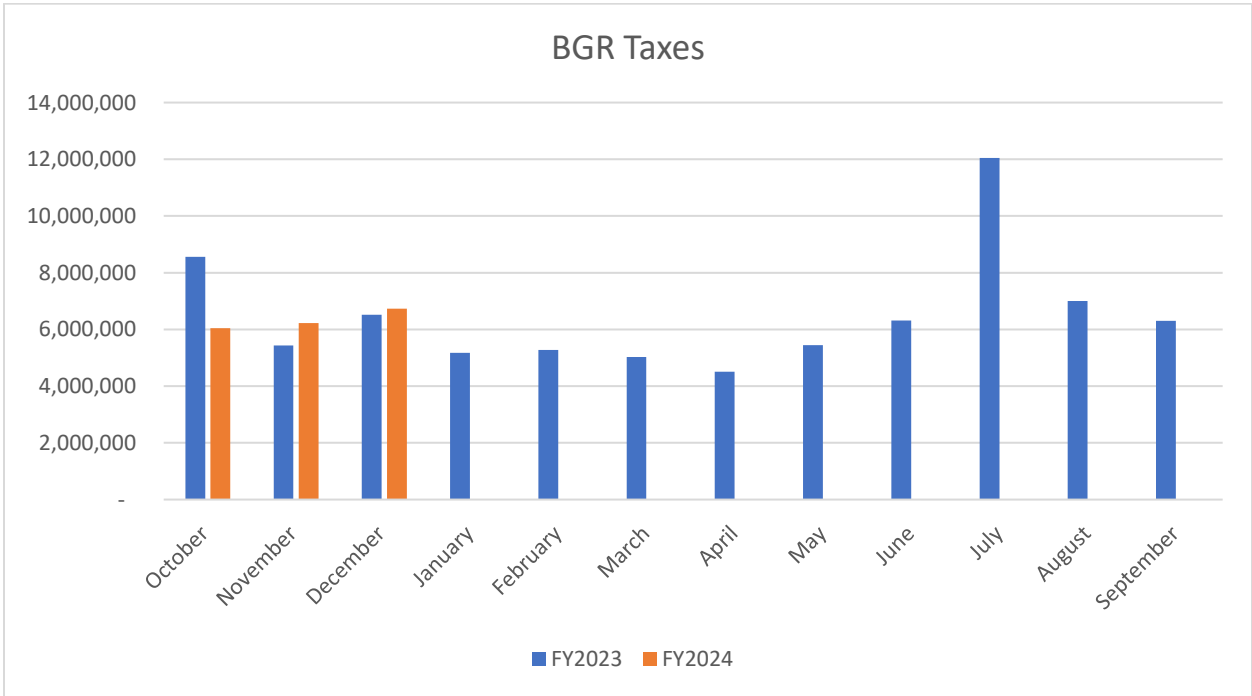


Figure 5. BGR Taxes from the Gross Revenue reported FY23 to FY24 (as of December 2023)

Increasing Tourism



Figure 5. MVA Tourism Arrivals, FY23-FY24 (as of January)

MVA has reported favorable data as of January 2024, restoring tourist arrivals to 50% of pre-pandemic levels in January 2024. MVA’s strategic partnerships, media coverage and influencer collaboration have played a vital role in promoting the Marianas to our source markets.

The FY 2025 tourist arrival forecast submitted by MVA displays an increase by 10%, accounting for the additional direct flights by Hong Kong Airlines and other flights. Additionally, the continuation of United Airlines direct flights to Tokyo-Narita, Japan support the resumption of our tourism industry. These positive indicators of a modestly improving recovery provide reason for a cautious reduction in forecasted revenue levels.

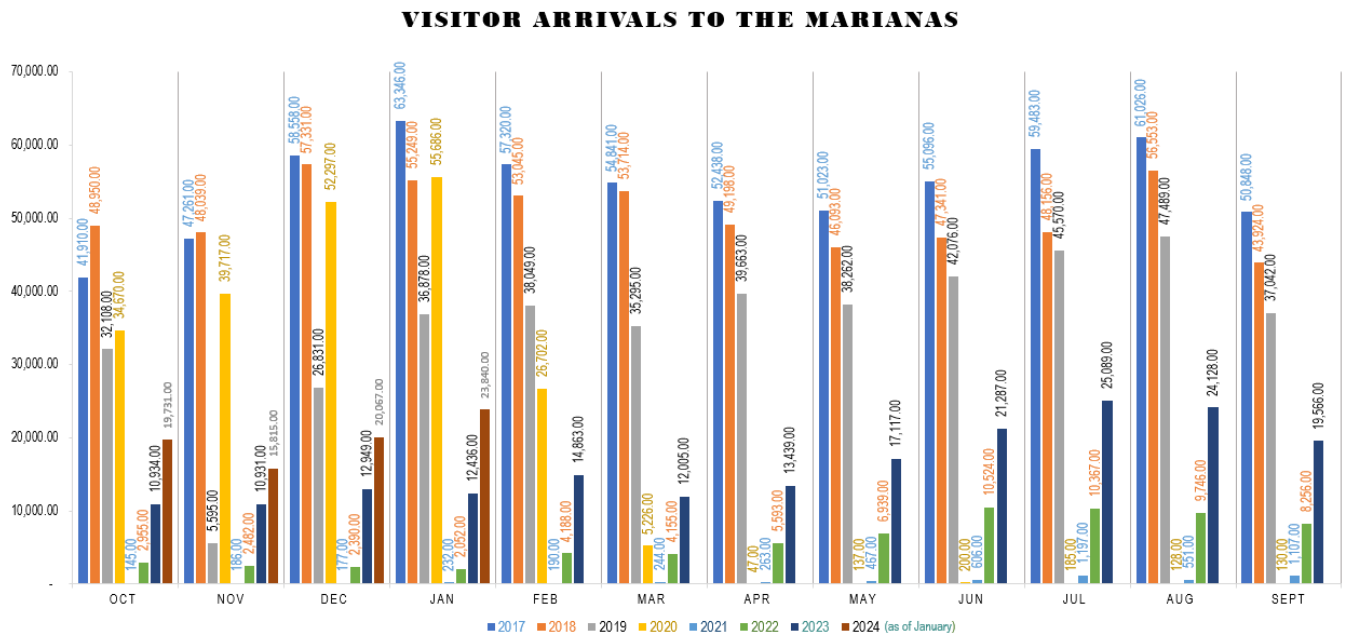


Figure 6. Historical Data of the tourism arrivals from FY17 to FY24 (as of January)

Tax Collection Taskforce

The Tax Collection Taskforce has made a significant impact to General Fund revenue collection, bringing in approximately \$13.5 million since its inception in July 2023. To date, there is approximately \$27 million in tax receivables for 226 taxpayer accounts that are currently assigned to revenue officers; these accounts are already in installment plans or have pending installment agreement requests. In addition, the Collections Branch is also reviewing existing installment agreements with large balances to reevaluate whether installment payment amounts reflect the taxpayers' ability to pay. This could result in additional revenues from increased installment agreement amounts.

The Examination/Audit Branch has been referred a total of 114 cases for taxpayer audits, with \$243 thousand in proposed changes since January 2024. The progress the taskforce has made is a positive indicator of the business community's willingness to be tax compliant. It is also a reflection of this administration's commitment to level the playing field for good actors who consistently pay their fair share of taxes.

Ongoing monitoring of tax filings and payment plan compliance remains a top priority of the Division of Revenue & Taxation (DRT). In FY 2025, the DRT led taskforce anticipates collection of tax arrears to be 20% of the current collectible AR for accounts owing \$5,000 or more, which amounts to approximately \$9.6M. However, it is worth noting that this projection could vary depending on the amounts collected during the remainder of FY2024 and staffing levels for FY2025.

Finally, the Tax Collection Taskforce has initiated enforcement activities with respect to poker establishments and retailers. To date, it has conducted 407 poker machine meter readings at 23 establishments. It has also inspected sales receipts at 20 establishments, resulting in 5 citations for failure to maintain required records and with 5 of these cases expected to be referred to the Examinations Branch. We anticipate that these efforts will result in increased taxpayer compliance and assessments for underreporting on past tax returns.

The results of the Tax Collections Taskforce's previous collections activities and anticipated results from current efforts support the revenue collections forecast for FY2025.

FY 2025 Forecast & Assumptions

Due to the revenue trends stated above for the first and second quarters, my office recommends a cautious percentage decrease of 3%, reducing the gross forecast to \$158,614,274, a decrease of \$4.8 million from current budget levels. This percentage is applied to major categories such as BGRT at a 12% reduction and Excise Tax and Other Taxes at a 40% overall reduction. This assumption was based on the cumulative declines in these categories in FY 2024 as of March 21, 2024.

Additionally, the forecast maintains the assumption that certain special revenue funds will remain suspended, such as earmarks to excise taxes, hotel occupancy tax, developers infrastructure tax, and certain fees.

Lastly, I urge you to consider exercising your authority under 1CMC§7201(e) to submit a revised budget estimate by July 1, 2024, providing an opportunity to realize additional revenue collections in the 3rd quarter of this fiscal year and adjusting the estimate accordingly.

Outside Sources

We have identified other revenue sources such as Tobacco Settlement funds and Commonwealth Worker Fees estimated to be received by the CNMI in FY2025 as follows:

Outside Source Funds	Amount
Tobacco Settlement Fund	\$541,597.00
Commonwealth Worker Fees	\$1,300,000.00

My office will continue to monitor the monthly revenue collections and advise you of significant changes as they are found that may impact the current forecast. Should you have any questions or need additional information regarding this report, please do not hesitate to contact me directly.

Sincerely,



Tracy B. Norita
Secretary of Finance

Enclosed:

Attachment A – FY 2025 Revenue Forecast

Attachment B – FY 2024 Q2 as of March 31, 2024 Actual Collections Report

Attachment C – Customs Import Data

Attachment D –FY2023-2024 (as of December 2023) BGRT Table

Attachment A – FY 2025 Revenue Forecast

COMMONWEALTH OF THE NORTHERN MARIANA ISLANDS
DEPARTMENT OF FINANCE
Fiscal Year 2025 Estimated Revenue

FY2025

REVENUE SOURCE

TAXES

Income tax:

1 Business Gross Revenue Tax	62,356,974
2 Wage & Salary Tax	28,057,095
3 Personal NMTIT	1,684,163
4 Corporate NMTIT	2,427,841
5 Gaming Jackpot Tax	928,721
6 Penalties/Interest Delinquent Taxes	515,984

Total Income Taxes 95,970,778

Excise Taxes:

7 Cigarettes (Post P.L. 18-64 eff 9-16-2014)	12,730,783
8 Beer & Malt Beverages	3,286,368
9 Other Commodities	22,221,653

Sub-Total Excise Taxes 38,238,805

Hotel/Bar/Beautification Taxes:

10 Hotel Occupancy Tax	5,515,468
11 Bar Tax	771,474
12 Beautification Tax	1,174,158

Sub-Total Hotel/Bar/Beautification Taxes 7,461,099

Liquid Fuel Tax

13 Non Aviation Fuel	2,481,682
14 Aviation Fuel	318,584

Sub-Total Liquid Fuel Tax 2,800,266

Beverage Container Tax

15 Soft drinks & Non-Dairy	772,454
16 Beer, Ale, Malt, Distilled Alcohol, Wine, and Sake	775,961

Sub-Total Beverage Container Tax 1,548,416

Developers Infrastructure Tax

17 Dev. Inf. Tax	175,670
------------------	---------

Total Other Taxes 50,224,256

TOTAL TAXES 146,195,034

LICENSES AND FEES

Amusement Machine Licenses

18 Non-Gambling Machines	-
19 Poker Machines	2,612,275
20 Electronic Gaming Machines	1,833,077

Total Amusement Machine Licenses 4,445,352

REVENUE SOURCE*Other Licensees and Fees*

21 Business License Fees	824,455
22 Vehicle Registration Fees	1,649,494
23 Operator License Fees (net)	357,982
24 Admiralty and Maritime Fees	4,323
25 Weapons Fees	23,925
26 Corporation Fees	135,598
27 Building Safety Code Fees	300,165
28 Passport Fees	286,319
29 Miscellaneous Licenses and Fees (net)	683,399
30 Solid Waste Disposal Fees	856,054

Total Other Licenses and Fees **5,121,713**

TOTAL LICENSES AND FEES **9,567,065**

Charges for Services

31 Indirect Cost Reimbursement (Gross IDC Collections)	605,429
32 CIQ Overtime	181,291
33 Various Charges for Services	157,951

Total Charges for Services **924,672**

Other Revenue

34 Interest Income - Treasury	5,837
35 Business Privilege Fee	270,501
36 Lottery Commission Revenue	108,034
37 Miscellaneous Revenue	192,113

Total Other Revenue **574,486**

TOTAL FEES, SERVICES, AND OTHER REVENUE **11,066,222**

TOTAL TAXES AND FEES **157,261,256**

TRANSFERS IN/OTHER INTERNAL SOURCES

38 MPLT Interest Transfer In	831,039
39 OPA Current FY Automatic Agency 1%	521,980
40 Other Transfers In	-

TOTAL TRANSFERS IN/OTHER INTERNAL RESOURCES **1,353,018**

TOTAL REVENUE PRIOR TO TRANSFERS OUT **158,614,274**

REVENUE SOURCE**Special Earmarks**

41 Cigarettes Excise Tax to Tobacco Control (PL 13-38)	-
42 CIQ Overtime Revolving Fund	-
43 MVA - Hotel (80%) 4 CMC §1803	(4,412,374)
44 Revenue and Taxation Enforcement (4 CMC §1503(c))	-
45 GHLI - 50% Cigarette 4 CMC §1402(g)(3) - PL 18-64	-

Subtotal Special Earmarks (4,412,374)

General Earmarks

46 Cancer Fund - 3% Excise 4 CMC §1402(g)(2) (Suspended FY2020)	-
47 NMIRF - Hotel (20%) 4 CMC §1803	-
48 Excise Tax Transfer to Solid Waste R/F 10% (PL 13-42)	-
49 7% Solid Waste R/F per 4 CMC §1402(g)(1) - PL 18-64	-
50 PSS Technical Education (4 CMC §1503)	-
51 NMIRF - Alcohol Container (30%) 4 CMC §1803	-
52 MVA - Alcohol Container (20%) 4 CMC §1803	-
53 Retirement DB Plan Members Fund (15% E-gaming PL 18-30)	-
54 Northern Marianas RF account (60% E-gaming PL 18-30)	-
55 ABTC Enforcement Operations (4 CMC §5578)	-
56 Solid Waste Fund (2 CMC §3551)	-
57 Driver License Fees (PL 20-39)	-
58 BMV Fund (9 CMC §2118, §2119)	-
59 Foreign Worker Fee Fund (PL 17-01; Suspended indefinitely)	-
60 IDC Reimbursement to Office of Grants Management (35%, 1 CMC § 2893)	-
61 Vehicle Registration Fees (PL 11-55)	-
62 Operator License Fees (net) (PL 20-90)	-
63 Admiralty and Maritime Fees (4 CMC §1222)	-
64 Weapon Fees (PL 19-73)	-
65 Corporation Fees (4 CMC §4205)	-
66 Building Safety Code Fees (PL 06-45)	-
67 Lottery Commission Revenue (PL 03-60)	-

Subtotal General Earmarks -

General Earmarks for Local Appropriation

68 3rd Senatorial District (15% E-gaming PL 18-30)	-
69 1st Senatorial District (5% E-gaming PL 18-30)	-
70 2nd Senatorial District (5% E-gaming PL 18-30)	-
71 3rd a& 2nd Senatorial (PL 20-59, 4CMC § 1508, Amusement/Poker/Pachinko Slot Machines)	-
72 Developers Infrastructure Tax (100%)	-

Subtotal General Earmarks for Local Appropriations -

TOTAL IDENTIFIED BUDGETARY RESOURCES 154,201,900

FY2025

REVENUE SOURCE**LESS Debt Service Previously Appropriated**

Appropriated for 2003A \$40 million Bond Payment	-
Appropriated for 2007A Refunding Bond Payment	(3,618,500)
Appropriated for 2007B Refunding Bond Payment	(3,391,750)
Appropriated for 2020 Pension Obligation Note Payment	(2,886,600)
MPLT 2019 Loan	(831,039)

Total Reduction for Appropriated Debt Service (10,727,889)

LESS Settlement Agreement

Appropriated for Payment of NMI Settlement Fund	(32,000,000)
---	--------------

Total Reduction for Settlement Agreement (32,000,000)

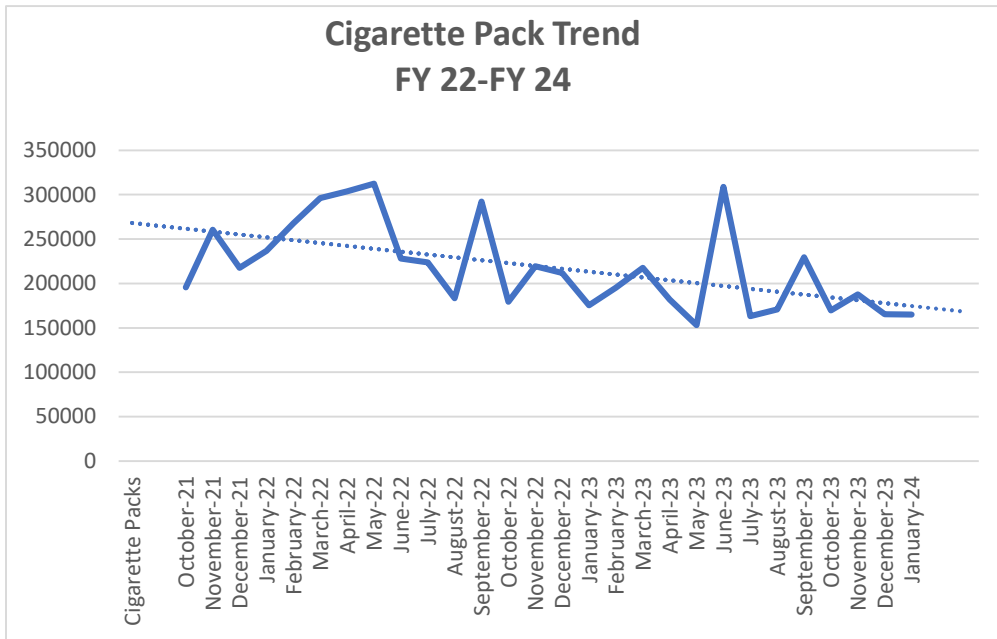
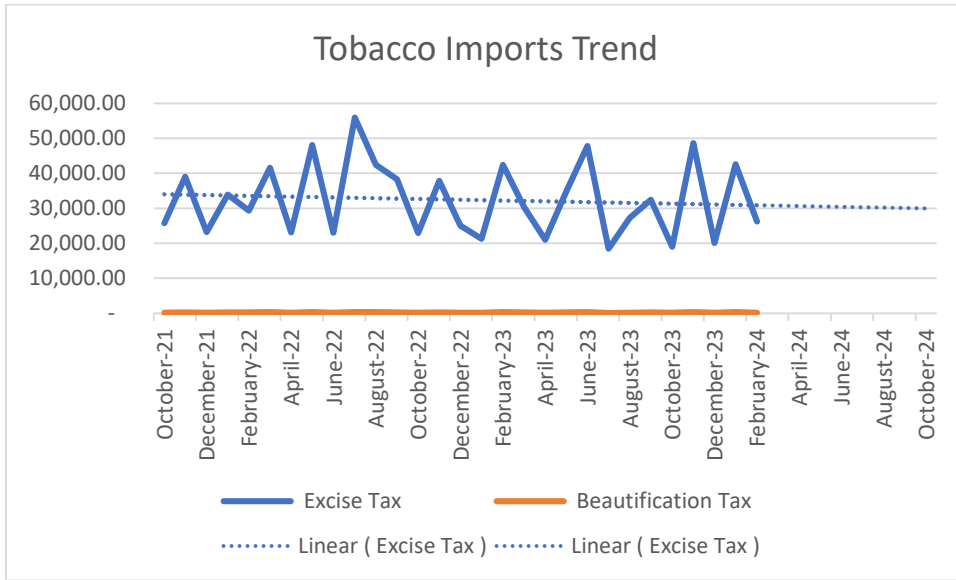
TOTAL for DEBT SERVICE/SETTLEMENT AGREEMENT (42,727,889)

TOTAL IDENTIFIED BUDGETARY RESOURCES AVAILABLE FOR APPROPRIATION 111,474,011

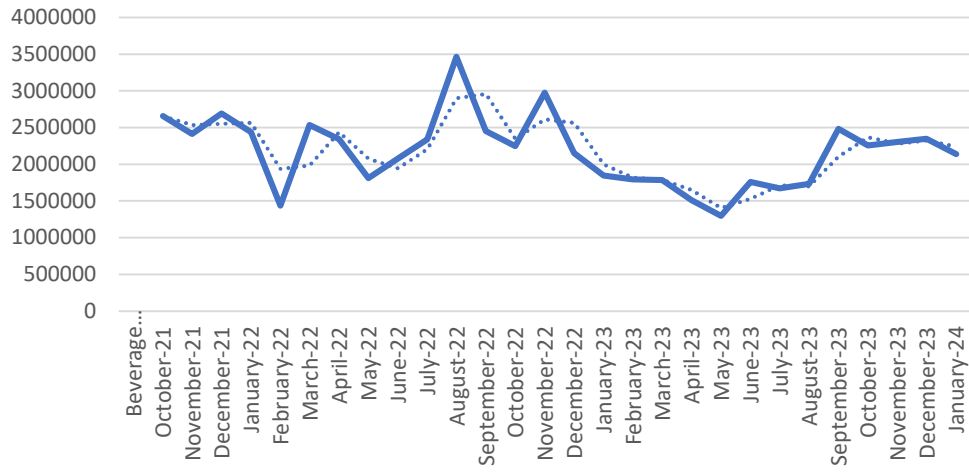
Attachment B – FY 2024 Q2 as of March 31, 2024, Actual Collections Report

REVENUE SOURCE	FY2024 Cumulative Quarter 2 as of 3/21/24				FY2024 Year to Date (as of 3/21/2024)			
	FY24 Q2		FY24 Q2		FY24		FY24	
	Forecast	Actuals	Change	%	Forecast	Actuals	Change	%
TAXES								
<i>Income tax:</i>								
1 Business Gross Revenue Tax	14,703,504	9,584,646.00			31,890,673	27,676,589		
2 Wage & Salary Tax	6,447,695	4,717,878.00			14,241,071	11,990,851		
3 Personal NMTIT	387,031	430,999.00			854,838	1,617,649		
4 Corporate NMTIT	557,933	235,212.00			1,232,311	458,707		
5 Gaming Jackpot Tax	213,426	138,322.00			471,395	260,650		
6 Penalties/Interest Delinquent Taxes	95,269	630,979.00			210,422	861,187		
Total Income Taxes	\$ 22,404,858	\$ 15,738,036	\$ (6,666,822)	-30%	\$ 48,900,710	\$ 42,865,633	\$ (6,035,077)	-12%
<i>Excise Taxes:</i>								
7 Cigarettes (Post P.L. 18-64 eff 9-16-2014)	3,021,303	1,896,146.00			6,673,173	3,863,654		
8 Beer & Malt Beverages	779,930	497,755.00			1,722,636	1,159,047		
9 Other Commodities	5,273,700	2,380,226.00			11,648,060	5,249,745		
Sub-Total Excise Taxes	\$ 9,074,933	\$ 4,774,127			\$ 20,043,869	\$ 10,272,446		
<i>Hotel/Bar/Beautification Taxes:</i>								
10 Hotel Occupancy Tax	1,308,945	877,433.00			2,891,077	2,398,654		
11 Bar Tax	183,088	58,954.00			404,388	165,938		
12 Beautification Tax	278,654	216,980.00			615,465	501,789		
Sub-Total Hotel/Bar/Beautification Taxes	\$ 1,770,688	\$ 1,153,367			\$ 3,910,931	\$ 3,066,381		
<i>Liquid Fuel Tax</i>								
13 Non Aviation Fuel	588,959	613,989.00			1,300,838	1,551,116		
14 Aviation Fuel	75,607	74,802.00			166,994	170,453		
Sub-Total Liquid Fuel Tax	\$ 664,566	\$ 688,791			\$ 1,467,832	\$ 1,721,569		
<i>Beverage Container Tax</i>								
15 Soft drinks & Non-Dairy	183,321	153,844.00			404,902	363,457		
16 Beer, Ale, Malt, Distilled Alcohol, Wine, and Sake	184,153	107,267.00			406,740	246,568		
Sub-Total Beverage Container Tax	\$ 367,474	\$ 261,111			\$ 811,642	\$ 610,025		
<i>Developers Infrastructure Tax</i>								
17 Dev. Inf. Tax	41,690	26,101.00			92,082	68,539		
Total Other Taxes	\$ 11,919,351	\$ 6,903,497	\$ (5,015,854)	-42%	\$ 26,326,356	\$ 15,738,960	\$ (10,587,396)	-40%
TOTAL TAXES	\$ 34,324,209	\$ 22,641,533	\$ (11,682,676)	-34%	\$ 75,227,066	\$ 58,604,593	\$ (16,622,473)	-22%
LICENSES AND FEES								
<i>Amusement Machine Licenses</i>								
18 Non-Gambling Machines	-	-			-	-		
19 Poker Machines	697,552	1,061,027.89			1,540,688	2,276,972		
20 Electronic Gaming Machines	489,483	18,000.00			1,081,125	18,000		
Total Amusement Machine Licenses	\$ 1,187,035	\$ 1,079,028			\$ 2,621,813	\$ 2,294,972		
<i>Other Licensees and Fees</i>								
21 Business License Fees	220,153	248,736.50			486,253	487,701		
22 Vehicle Registration Fees	440,462	-			972,851	-		
23 Operator License Fees (net)	95,591	-			211,133	-		
24 Admiralty and Maritime Fees	1,154	-			2,549	-		
25 Weapons Fees	6,389	-			14,111	-		
26 Corporation Fees	36,209	-			79,975	-		
27 Building Safety Code Fees	80,153	124,984.16			177,034	379,514		
28 Passport Fees	76,455	110,955.00			168,867	205,535		
29 Miscellaneous Licenses and Fees (net)	182,487	17,025.73			403,060	39,326		
30 Solid Waste Disposal Fees	228,591	175,709.21			504,890	388,739		
Total Other Licenses and Fees	\$ 1,367,643	\$ 677,411			\$ 3,020,722	\$ 1,500,815		
TOTAL LICENSES AND FEES	\$ 2,554,678	\$ 1,756,438	\$ (798,239)	-31%	\$ 5,642,535	\$ 3,795,786	\$ (1,846,748)	-33%
<i>Charges for Services</i>								
31 Indirect Cost Reimbursement (Gross IDC Collections)	206,113	146,352.59			455,244	245,467		
32 CIQ Overtime	54,910	316,158.00			121,281	621,587		
33 Various Charges for Services	53,773	65,224.72			118,769	838,976		
Total Charges for Services	\$ 314,797	\$ 527,735			\$ 695,295	\$ 1,706,029		
<i>Other Revenue</i>								
34 Interest Income - Treasury	1,987	-			4,389	-		
35 Business Privilege Fee	92,090	35,505.00			203,400	84,397		
36 Lottery Commission Revenue	36,099	-			79,732	-		
37 Miscellaneous Revenue	65,403	-			144,456	-		
Total Other Revenue	\$ 195,579	\$ 35,505			\$ 431,977	\$ 84,397		
TOTAL FEES, SERVICES, AND OTHER REVENUE	\$ 3,065,054	\$ 2,319,679	\$ (745,375)	-24%	\$ 6,769,807	\$ 5,586,213	\$ (1,183,594)	-17%
TOTAL TAXES AND FEES	\$ 37,389,263	\$ 24,961,212	\$ (12,428,052)	-33%	\$ 81,996,873	\$ 64,190,806	\$ (17,806,068)	-22%
TRANSFERS IN/OTHER INTERNAL SOURCES								
38 MPLT Interest Transfer In	189,813	-			419,241	-		
39 OPA Current FY Automatic Agency 1%	119,223	598,064.79			263,328	696,035		
40 Other Transfers In	-	-			-	-		
TOTAL TRANSFERS IN/OTHER INTERNAL RESOURCES	\$ 309,036	\$ 598,065			\$ 682,569	\$ 696,035		
TOTAL REVENUE PRIOR TO TRANSFERS OUT	\$ 37,698,299	\$ 25,559,277	\$ (12,139,022)	-32%	\$ 82,679,442	\$ 64,886,841	\$ (17,792,601)	-22%

Attachment C – Customs Import Data



Beverage Containers 2 Period Moving Avg. Trend



Attachment D –FY2023-2024 (as of December 2023) BGR Table

Industries	Oct 2022	Nov 2022	Dec 2022	Jan 2023	Feb 2023	Mar 2023	Apr 2023	May 2023	Jun 2023	Jul 2023	Aug 2023	Sept 2023	Oct 2023	Nov 2023	Dec 2023
Retail	1,831,363	1,945,241	2,067,548	1,701,572	1,765,389	1,253,789	1,120,080	1,761,539	2,054,522	1,783,180	1,993,242	1,995,905	1,762,872	2,069,483	1,792,969
Various	386,066	408,326	528,146	376,775	373,175	531,281	330,778	351,269	453,461	6,447,948	1,129,878	470,873	391,962	361,608	532,338
Construction Contra	697,667	531,976	1,110,876	549,401	475,020	418,710	609,985	407,172	632,744	608,330	654,210	917,487	838,895	1,074,768	1,372,805
Financial Institution	529,608	332,194	403,359	524,421	454,447	602,618	513,844	749,051	805,308	738,768	774,864	692,676	753,170	533,401	498,233
Hotels and Motels	3,091,764	99,222	127,278	133,169	140,844	115,376	110,922	145,553	167,615	223,267	246,732	178,888	187,834	129,918	185,889
Alcohol & Food	319,833	335,634	390,764	310,675	324,528	313,164	308,858	361,174	421,276	437,467	449,329	385,414	391,009	351,734	418,409
Services (Other)	315,102	299,923	326,145	319,735	314,333	284,328	372,397	316,891	373,852	406,457	377,434	357,279	328,908	319,343	372,413
Wholesale	327,120	323,802	350,389	299,296	297,081	319,335	308,988	301,636	417,681	337,765	362,334	302,725	352,075	325,613	304,160
Media	212,004	231,471	236,616	208,595	209,702	214,943	100,975	207,401	210,710	209,228	204,075	197,323	204,824	226,886	242,211
Medical Services	181,254	220,960	205,401	170,238	234,243	203,682	189,119	207,902	121,658	169,796	173,294	158,125	128,287	129,699	210,363
Professional	163,104	232,127	251,591	109,928	177,789	159,719	146,581	130,597	143,295	191,538	137,973	182,310	162,971	116,771	255,582
Rentals	140,649	143,459	133,989	128,344	129,525	128,508	133,270	150,705	131,291	129,969	132,015	129,843	137,617	206,218	166,168
Transportation	122,582	113,981	120,947	115,170	158,323	123,159	93,880	111,325	142,250	135,581	136,099	112,961	163,839	134,615	103,360
Gaming	93,840	74,848	101,288	90,519	80,329	91,530	84,112	101,921	99,637	59,170	92,971	91,524	89,573	92,614	90,081
Manufacturing	68,524	66,858	69,111	69,567	67,995	96,333	76,240	76,472	66,044	67,389	66,970	73,627	66,240	71,822	71,990
Other Rentals	17,458	18,607	19,489	19,196	17,775	111,797	19,567	21,416	24,084	24,760	19,909	18,394	25,506	25,072	26,074
Golf Courses	19,975	20,935	29,502	31,901	35,166	27,092	16,390	18,033	16,937	18,108	20,343	17,326	18,693	20,097	29,126
Non-profits	19,565	14,300	9,314	9,238	5,251	8,306	11,197	4,319	7,682	11,275	3,007	3,049	6,500	5,781	25,650
Mining	9,553	5,575	8,052	6,333	6,096	6,901	5,689	4,456	13,147	9,795	15,953	9,735	15,723	14,553	18,459
No Group	2,889	816	14,687	1,970	1,125	1,377	3,524	531	432	42,021	6,426	500	1,247	463	950
Utilities	2,381	2,691	2,523	2,537	2,565	2,465	2,504	2,264	2,499	2,382	2,343	2,506	2,548	2,414	2,662
Agricultural	2,086	1,944	2,999	2,027	2,115	2,012	1,774	2,004	1,969	2,428	2,410	1,390	1,687	1,998	2,401
Pawn	1,600	1,556	1,834	1,608	2,254	2,401	1,619	2,372	2,407	2,188	2,283	1,858	2,145	1,871	1,811
Misc Services	2,079	1,604	84	1,266	1,868	2,182	2,076	2,265	2,063	2,251	2,076	2,055	1,972	3,245	2,105
Fuel	1,928	2,678	1,820	574	1,913	1,670	2,474	2,521	2,516	2,027	632	467	1,742	2,037	-
Fishing	1,475	1,858	1,252	574	611	562	397	498	489	564	632	467	539	509	549
Imports	368	177	243	193	176	121	181	376	420	347	872	830	76	79	86
Government										12	26				

COMMONWEALTH OF THE NORTHERN MARIANA ISLANDS

FY 2025 ALLOCATION OF AVAILABLE NON-GENERAL FUND REVENUE SOURCES

DESCRIPTION	PROJECTED NET AVAILABLE BALANCE
Consolidated Natural Resources Act of 2008 P.L. 110-229	1,300,000.00
60% NMTech	780,000.00
15% NMC	195,000.00
15% CNMI DOL Registered Apprenticeship	195,000.00
4% CNMI PSS	52,000.00
6% DOL Admin Cost	78,000.00
	\$1,300,000.00
Tobacco Settlement Fund Collections	541,597.00
* Tobacco Settlement allocations pursuant to P.L. 13-37	
40% Public Health	216,638.80
20% CNMI Public School System	108,319.40
12.5% Youth Affairs Office	67,699.63
7.5% Coalition of Private Schools	40,619.78
10% Mayor of Rota	54,159.70
10% Mayor of Tinian	54,159.70
	\$541,597.00
Total Non-General Fund Revenue Allocation	<u>\$ 1,841,597.00</u>

Department of Public Lands
FY 2025 Summary of Proposed Revenue Forecast
Saipan, Rota & Tinian

By Category	FY 2024	FY 2025	Increase/Decrease
Long-Term Lease	3,531,605	3,488,242	(43,363.00)
BGR	114,010	449,300	335,290.00
LT Royalty	-	-	-
Temp. Permits	972,339	1,260,096	287,757.48
Temp Permit BGR		0	-
Temp. Permits Royalty	91,000	120,000	29,000.00
Commercial Permits	2,100	2,100	-
AGP	1,955	1,955	-
Total Saipan	4,713,009	5,321,693	608,684.48
Long-Term Lease	\$40,350	41,780	(1,430.00)
BGR		0	-
LT Royalty		600	(600.00)
Temp. Permits		0	-
Temp Permit BGR		0	-
Temp. Permits Royalty	750	13,730	(12,980.00)
Commercial Permits		0	-
AGP		0	-
Total Rota	41,100	56,110	(15,010.00)
Long-Term Lease	90,737	22,738	(67,999.48)
BGR		-	-
LT Royalty		-	-
Temp. Permits	63,690	78,214	14,524.00
Temp Permit BGR		-	-
Temp. Permits Royalty	50,000	85,000	35,000.00
Commercial Permits		0	-
AGP	2,345	2,320	(25.00)
Total Tinian	206,772	188,272	(18,500.48)
Grand Total Revenue	4,960,881	5,566,075	605,194
FY2025 Overall Summary:			
Category	FY 2024	FY 2025	Increase/Decrease
Long-Term Lease	3,662,692	3,552,760	(109,932)
BGR	114,010	449,300	335,290
LT Royalty	0	600.00	600
Temp. Permits	1,036,029	1,338,310	302,281
Temp Permit BGR	0	-	-
Temp. Permits Royalty	141,750	218,730	76,980
Commercial Permits	2,100	2,100	-
AGP	4,300	4,275	(25)
Total	4,960,881	5,566,075	605,194
Percent increase/decrease			12.20%

COMMONWEALTH OF THE NORTHERN MARIANA ISLANDS
GOVERNOR'S BUDGET PROPOSAL
FISCAL YEAR 2025
SUMMARY BY PROGRAM - SCHEDULE A

		FY 2025 GOVERNOR'S BUDGET PROPOSAL					FY 2024 BUDGET (PL 23-09)					VARIANCE BETWEEN PL 23-09 VS. GOVERNOR'S PROPOSAL				
Description	ORG	NOP	Prsnl	All Others	Utilities	Total	FTEs	Prsnl	All Others	Utilities	Total	FTEs	Prsnl	All Others	Utilities	Total
JUDICIAL BRANCH																
Justices & Judges	11510600	8	1,140,468	11,405	0	\$1,151,873	8	\$1,161,874	\$11,619	\$0	\$1,173,493	0	(21,406)	(214)	0	(21,620)
CNMI Supreme Court	11510400	8	450,620	4,506	0	\$455,126	8	451,185	4,631	0	\$455,816	0	(565)	(125)	0	(690)
CNMI Superior Court	11510300	52	1,437,298	14,373	0	\$1,451,671	52	1,626,068	16,659	0	\$1,642,727	0	(188,770)	(2,286)	0	(191,056)
Administrative	11510100	37	1,211,013	15,110	300,000	\$1,526,123	37	1,277,893	270,936	300,000	\$1,848,829	0	(66,880)	(255,826)	0	(322,706)
Law Revision Commission	11510500	7	216,114	2,161	0	\$218,275	7	263,312	2,699	0	\$266,011	0	(47,198)	(538)	0	(47,736)
Drug Court	11510700	8	315,070	3,151	0	\$318,221	8	316,627	3,248	0	\$319,875	0	(1,557)	(97)	0	(1,654)
Mental Health Court	11511000	7	273,152	2,732	0	\$275,884	7	293,860	3,012	0	\$296,872	0	(20,708)	(280)	0	(20,988)
Total Judicial Branch		127	\$5,043,735	\$53,438	\$300,000	\$5,397,173	127	5,390,819	312,804	300,000	6,003,623	0	(\$347,084)	(\$259,366)	\$0	(\$606,450)
LEGISLATIVE BRANCH																
Current House Member's Salaries	11620100	20	777,546	0	0	\$777,546	20	809,385	0	0	809,385	0	(31,839)	0	0	(31,839)
House Member's Allocation	11620200	45	0	2,100,000	0	\$2,100,000	45	0	2,100,000	0	2,100,000	0	0	0	0	0
House Leadership	11620300	0	0	100,000	0	\$100,000	0	0	100,000	0	100,000	0	0	0	0	0
Current Senate Salaries	11620400	9	330,866	0	0	\$330,866	9	342,100	0	0	342,100	0	(11,234)	0	0	(11,234)
Senate Member's Allocation	11620500	27	0	945,000	0	\$945,000	27	0	945,000	0	945,000	0	0	0	0	0
Senate Leadership	11620600	0	0	100,000	0	\$100,000	0	0	100,000	0	100,000	0	0	0	0	0
Legislative Bureau	11620700	32	1,532,848	0	180,000	\$1,712,848	32	1,596,194	579,295	180,000	2,355,489	0	(63,346)	(579,295)	0	(642,641)
CNMI Youth Congress	11620800	1	25,521	0	0	\$25,521	1	22,035	17,315	0	39,350	0	3,486	(17,315)	0	(13,829)
Total Legislative Branch		134	\$2,666,781	\$3,245,000	\$180,000	\$6,091,781	134	2,769,714	3,841,610	180,000	6,791,324	0	(\$102,933)	(\$596,610)	\$0	(\$699,543)
EXECUTIVE BRANCH																
Office of the Governor																
Office of the Governor	11261100	16	795,184	7,952	0	\$803,136	16	\$698,812	\$7,138	\$0	\$705,950	0	96,372	814	0	97,186
Governor's Discretionary Account	11269000	0	0	80,800	0	\$80,800	0	0	80,800	0	\$80,800	0	0	0	0	0
Total Office of the Governor		16	\$795,184	\$88,752	\$0	\$883,936	16	698,812	87,938	0	786,750	0	\$96,372	\$814	\$0	\$97,186
Office of the Lt. Governor																
Office of the LT Governor	11262000	16	663,285	6,633	0	\$669,918	16	\$518,119	\$5,261	\$0	\$523,380	0	145,166	1,372	0	146,538
Lt. Gov's Discretionary Account	11269100	0	0	50,000	0	\$50,000	0	0	50,000	0	\$50,000	0	0	0	0	0
Total Office of the Lt. Governor		16	\$663,285	\$56,633	\$0	\$719,918	16	518,119	55,261	0	573,380	0	\$145,166	\$1,372	\$0	\$146,538
Other Offices of the Governor & Lt. Governor																
Office of Management & Budget	11260900	8	360,953	3,610	0	\$364,563	9	370,847	3,811	0	374,658	(1)	(9,894)	(201)	0	(10,095)
Administrative Services	11260100	17	634,832	6,348	0	\$641,180	22	620,381	6,371	0	626,752	(5)	14,451	(23)	0	14,428
CNMI HSEMA	11260700	14	408,002	4,080	0	\$412,082	17	504,783	5,187	0	509,970	(3)	(96,781)	(1,107)	0	(97,888)
Office of Youth Affairs	11261800	8	245,563	2,456	0	\$248,019	8	246,126	2,532	0	248,658	0	(563)	(76)	0	(639)
Office of Planning & Development	11260500	5	271,162	2,712	0	\$273,874	5	221,226	2,275	0	223,501	0	49,936	437	0	50,373
Office of Parole Board	11261300	5	156,217	1,562	0	\$157,779	5	167,915	1,722	0	169,637	0	(11,698)	(160)	0	(11,858)
Office of Grants Management	11261000	0	1	1	0	\$2	0	1	1	0	2	0	0	0	0	0
Public Defender	11261200	9	474,794	4,748	0	\$479,542	9	452,986	4,659	0	457,645	0	21,808	89	0	21,897
Carolinian Affairs Office	11260200	10	250,594	2,506	0	\$253,100	8	189,621	1,419	0	191,040	2	60,973	1,087	0	62,060
Indigenous Affairs Office	11260800	4	130,259	1,303	0	\$131,562	5	112,242	1,155	0	113,397	(1)	18,017	148	0	18,165
Veteran's Affairs Office	11261400	6	241,095	2,411	0	\$243,506	6	243,541	2,505	0	246,046	0	(2,446)	(94)	0	(2,540)
Women's Affairs Saipan	11261600	4	130,122	1,301	0	\$131,423	4	130,436	1,342	0	131,778	0	(314)	(41)	0	(355)
Environmental Quality Saipan	11261900	1	23,447	234	0	\$23,681	7	44,056	454	0	44,510	(6)	(20,609)	(220)	0	(20,829)
Zoning Board	11262200	6	210,813	2,108	0	\$212,921	6	183,065	1,883	0	184,948	0	27,748	225	0	27,973

**COMMONWEALTH OF THE NORTHERN MARIANA ISLANDS
GOVERNOR'S BUDGET PROPOSAL
FISCAL YEAR 2025
SUMMARY BY PROGRAM - SCHEDULE A**

Description	ORG	FY 2025 GOVERNOR'S BUDGET PROPOSAL					FY 2024 BUDGET (PL 23-09)					VARIANCE BETWEEN PL 23-09 VS. GOVERNOR'S PROPOSAL				
		NOP	Prsnl	All Others	Utilities	Total	FTEs	Prsnl	All Others	Utilities	Total	FTEs	Prsnl	All Others	Utilities	Total
CJPA	11260400	3	118,685	1,187	0	\$119,872	3	120,668	1,241	0	121,909	0	(1,983)	(54)	0	(2,037)
Vocational Rehabilitation Services	11261500	0	0	80,800	0	\$80,800	0	0	1	0	1	0	0	80,799	0	80,799
Medicaid Reimbursement	11882200	0	0	6,060,000	0	\$6,060,000	0	0	6,632,124	0	6,632,124	0	0	(572,124)	0	(572,124)
Medicaid Agency	11880300	20	375,124	127,990	0	\$503,114	19	345,908	3,459	0	349,367	0	0	0	0	349,367
Medicaid Enterprise Systems and Health Informa	11850400	11	51,522	192,542	0	\$244,064	11	53,631	536	0	54,167	0	(2,109)	192,006	0	189,897
Total Other Offices of the Gov. & Lt Gov.		131	\$4,083,185	\$6,497,899	\$0	\$10,581,084	144	4,007,433	6,672,677	0	10,680,110	(14)	\$46,536	(\$299,309)	\$0	(\$252,773)
Department Of Commerce																
Secretary of Commerce	11160100	15	479,934	4,799	0	\$484,733	13	516,226	5,310	0	521,536	2	(36,292)	(511)	0	(36,803)
Economic Devel. Saipan	11160300	2	85,432	854	0	\$86,286	3	112,701	1,159	0	113,860	(1)	(27,269)	(305)	0	(27,574)
Statistical Research	11160400	6	192,580	1,926	0	\$194,506	6	185,963	1,913	0	187,876	0	6,617	13	0	6,630
Alcoholic Beverage Control	11160200	17	344,337	3,443	0	\$347,780	18	415,118	4,269	0	419,387	(1)	(70,781)	(826)	0	(71,607)
Enforcement and Compliance	11160500	5	173,403	1,734	0	\$175,137	5	161,188	1,658	0	162,846	0	12,215	76	0	12,291
Workers Compensation Commission	11160600	4	161,639	1,616	0	\$163,255	4	143,648	1,478	0	145,126	0	17,991	138	0	18,129
Total Department of Commerce		49	\$1,437,325	\$14,372	\$0	\$1,451,697	49	1,534,844	15,787	0	1,550,631	0	(\$9,519)	(\$1,415)	0	(\$98,934)
Department of Community & Cultural Affairs																
Secretary of Community & Cultural Affairs	11120100	8	263,913	2,639	0	\$266,552	8	272,144	2,794	0	274,938	0	(8,231)	(155)	0	(8,386)
Youth Services Saipan	11120800	8	253,497	2,535	0	\$256,032	21	393,099	4,039	0	397,138	(13)	(139,602)	(1,504)	0	(141,106)
Child Care Licensing Program	11120900	4	151,620	1,516	0	\$153,136	4	137,726	1,417	0	139,143	0	13,894	99	0	13,993
Historic Preservation	11120600	8	282,726	2,827	0	\$285,553	8	253,788	2,610	0	256,398	0	28,938	217	0	29,155
Office of Aging Saipan	11120700	5	227,122	2,271	0	\$229,393	7	199,944	2,057	0	202,001	(2)	27,178	214	0	27,392
Council for Arts & Culture	11120200	8	230,476	2,305	0	\$232,781	10	277,401	2,853	0	280,254	(2)	(46,925)	(548)	0	(47,473)
Low Income Home Energy Assistance Program	11121000	2	52,136	521	0	\$52,657	3	79,250	815	0	80,065	(1)	(27,114)	(294)	0	(27,408)
Chamorro/Carolinian Language Commission	11121200	5	190,166	1,902	0	\$192,068	5	166,319	1,711	0	168,030	0	23,847	191	0	24,038
NAP	11121400	0	0	161,600	0	\$161,600	0	0	0	0	0	0	0	161,600	0	161,600
Total Department of Community & Cultural Affairs		48	\$1,651,656	\$178,116	\$0	\$1,829,772	66	1,779,671	18,296	0	1,797,967	(18)	(\$128,015)	(\$1,780)	\$0	(\$129,795)
Department of Corrections																
Corrections Commissioner	11130100	139	3,454,541	34,545	0	\$3,489,086	142	3,957,148	40,516	0	3,997,664	(3)	(502,607)	(5,971)	0	(508,578)
Juvenile Detention	11130200	15	316,676	3,167	0	\$319,843	15	354,801	3,624	0	358,425	0	(38,125)	(457)	0	(38,582)
Total Department of Corrections		154	\$3,771,217	\$37,712	\$0	\$3,808,929	157	4,311,949	44,140	0	4,356,089	(3)	(\$540,732)	(\$6,428)	\$0	(\$547,160)
Department of Fire																
Administration	11140100	10	419,062	4,191	0	\$423,253	11	436,681	4,466	0	441,147	(1)	(17,619)	(275)	0	(17,894)
Emergency Services	11140300	86	2,986,621	29,866	0	\$3,016,487	85	3,195,901	32,570	0	3,228,471	1	(209,280)	(2,704)	0	(211,984)
Fire Prevention & Arson	11140200	10	379,251	3,793	0	\$383,044	10	379,145	3,865	0	383,010	0	106	(72)	0	34
Emergency Medical Services	11140400	9	384,848	3,848	0	\$388,696	9	380,257	3,876	0	384,133	0	4,591	(28)	0	4,563
Logistical Support	11140500	6	280,917	2,809	0	\$283,726	6	278,474	2,839	0	281,313	0	2,443	(30)	0	2,413
DFEMS Training Section	11140600	2	99,017	990	0	\$100,007	2	93,674	955	0	94,629	0	5,343	35	0	5,378
DFEMS Dispatch	11140700	10	140,952	1,410	0	\$142,362	10	186,507	1,904	0	188,411	0	(45,555)	(494)	0	(46,049)
Total Department of Fire		133	\$4,690,668	\$46,907	\$0	\$4,737,575	133	4,950,639	50,475	0	5,001,114	0	(\$219,759)	(\$3,109)	\$0	(\$222,868)
Department of Finance																
Secretary of Finance	11170100	18	669,932	6,699	0	\$676,631	12	519,789	5,307	0	525,096	6	150,143	1,392	0	151,535
Finance and Acct Saipan	11170800	27	999,409	9,994	0	\$1,009,403	21	767,571	7,893	0	775,464	6	231,838	2,101	0	233,939
Treasury	11170700	15	274,343	2,743	0	\$277,086	13	334,728	3,443	0	338,171	2	(60,385)	(700)	0	(61,085)
Revenue & Taxation-Saipan	11170500	64	1,661,406	16,614	0	\$1,678,020	64	1,758,222	18,085	0	1,776,307	0	(96,816)	(1,471)	0	(98,287)

COMMONWEALTH OF THE NORTHERN MARIANA ISLANDS
GOVERNOR'S BUDGET PROPOSAL
FISCAL YEAR 2025
SUMMARY BY PROGRAM - SCHEDULE A

		FY 2025 GOVERNOR'S BUDGET PROPOSAL					FY 2024 BUDGET (PL 23-09)					VARIANCE BETWEEN PL 23-09 VS. GOVERNOR'S PROPOSAL				
Description	ORG	NOP	Prsnl	All Others	Utilities	Total	FTEs	Prsnl	All Others	Utilities	Total	FTEs	Prsnl	All Others	Utilities	Total
Procurement & Supply Saipan	11170400	11	383,147	3,831	0	\$386,978	14	408,220	4,195	0	412,415	(3)	(25,073)	(364)	0	(25,437)
Customs Service Saipan	11170900	105	2,979,476	29,795	0	\$3,009,271	99	2,951,419	29,798	0	2,981,217	6	28,057	(3)	0	28,054
Office of Information Technology	11170200	13	460,524	4,605	0	\$465,129	15	513,313	5,279	0	518,592	(2)	(52,789)	(674)	0	(53,463)
Passport Office	11171000	3	84,342	843	0	\$85,185	3	58,538	602	0	59,140	0	25,804	241	0	26,045
Total Department of Finance		256	\$7,512,579	\$75,124	\$0	\$7,587,703	241	7,311,800	74,602	0	7,386,402	15	\$200,779	\$522	\$0	\$201,301
Department of Labor																
Secretary Labor	11180100	4	190,322	1,903	0	\$192,225	4	174,628	1,796	0	176,424	0	15,694	107	0	15,801
Administrative Hearing Office	11180400	1	86,088	861	0	86,949	2	195,133	2,007	0	197,140	(1)	(109,045)	(1,146)	0	(110,191)
Employment Services	11180500	8	270,589	2,706	0	273,295	9	274,559	2,819	0	277,378	(1)	(3,970)	(113)	0	(4,083)
Labor Enforcement Fund	11180700	7	213,069	2,131	0	215,200	7	189,270	1,947	0	191,217	0	23,799	184	0	23,983
Total Department of Labor		20	\$760,068	\$7,601	\$0	\$767,669	22	833,590	8,569	0	842,159	(2)	(\$73,522)	(\$968)	\$0	(\$74,490)
Department of Lands & Natural Resources																
Secretary of DLNR	11190100	6	287,859	2,879	0	\$290,738	6	323,012	3,318	0	326,330	0	(35,153)	(439)	0	(35,592)
Agriculture	11190700	18	513,788	5,138	0	\$518,926	18	489,416	5,034	0	494,450	0	24,372	104	0	24,476
Fish & Wildlife Saipan	11190800	14	226,790	2,268	0	\$229,058	14	404,850	4,158	0	409,008	0	(178,060)	(1,890)	0	(179,950)
Parks & Recreation Saipan	11190400	40	519,006	5,190	0	\$524,196	40	536,897	5,507	0	542,404	0	(17,891)	(317)	0	(18,208)
Soil & Water Cons. Saipan	11190500	1	1	0	0	\$1	1	28,595	294	0	28,889	0	(28,594)	(294)	0	(28,888)
Land Registration Saipan	11190900	11	206,828	2,068	0	\$208,896	11	264,200	2,717	0	266,917	0	(57,372)	(649)	0	(58,021)
Total Department of Lands & Natural Resources		90	\$1,754,272	\$17,543	\$0	\$1,771,815	90	2,046,970	21,028	0	2,067,998	0	(\$292,698)	(\$3,485)	\$0	(\$296,183)
Department of Public Safety																
DPS Commissioner	11150400	1	52,755	528	0	\$53,283	3	126,278	1,298	0	127,576	(2)	(73,523)	(770)	0	(74,293)
Police Saipan	11150500	185	4,784,937	47,849	0	\$4,832,786	185	5,617,031	57,505	0	5,674,536	0	(832,094)	(9,656)	0	(841,750)
Administrative Division	11150100	13	468,067	4,681	0	\$472,748	14	444,675	4,573	0	449,248	(1)	23,392	108	0	23,500
Motor Vehicles Division	11150300	12	273,420	2,734	0	\$276,154	11	260,735	2,682	0	263,417	1	12,685	52	0	12,737
Total Department of Public Safety		211	\$5,579,179	\$55,792	\$0	\$5,634,971	213	6,448,719	66,058	0	6,514,777	(2)	(\$69,540)	(10,266)	0	(\$79,806)
Department of Public Works																
Secretary Public Works	11200100	10	414,770	4,148	0	\$418,918	12	401,907	4,130	0	406,037	(2)	12,863	18	0	12,881
Building Safety Code	11200200	13	476,575	4,766	0	\$481,341	18	500,810	5,151	0	505,961	(5)	(24,235)	(385)	0	(24,620)
Roads & Grounds Division	11200500	22	480,314	4,803	0	\$485,117	27	375,937	3,867	0	379,804	(5)	104,377	936	0	105,313
Technical Services Division	11200700	21	699,971	7,000	0	\$706,971	29	680,360	7,030	0	687,390	(8)	19,611	(30)	0	19,581
Solid Waste - Saipan	11200600	36	720,721	7,207	0	\$727,928	37	770,924	7,634	0	778,558	(1)	(50,203)	(427)	0	(50,630)
Total Department of Public Works		102	\$2,792,351	\$27,924	\$0	\$2,820,275	123	2,729,938	27,812	0	2,757,750	(20)	\$112,616	\$539	\$0	\$113,155
Total Executive Branch		1,226	\$35,490,969	\$7,104,375	\$0	\$42,595,344	\$1,270	37,172,484	7,142,643	0	44,315,127	(44)	(\$1,620,316)	(\$323,513)	\$0	(\$1,943,829)
First Senatorial District - Rota																
Mayor of Rota	12270100	103	2,140,014	23,900	250,000	\$2,413,914	112	2,150,229	122,098	0	2,272,327	(9)	(10,215)	(98,198)	250,000	141,587
Municipal Council Rota	12710100	8	149,890	1,499	0	\$151,389	9	170,585	1,755	0	172,340	(1)	(20,695)	(256)	0	(20,951)
Finance & Accounting Rota	12170800	4	130,550	1,305	0	\$131,855	4	130,594	1,342	0	131,936	0	(44)	(37)	0	(81)
Revenue & Taxation Rota	12170500	4	88,902	889	0	\$89,791	4	82,685	850	0	83,535	0	6,217	39	0	6,256
Procurement & Supply Rota	12170400	2	70,216	702	0	\$70,918	2	59,588	613	0	60,201	0	10,628	89	0	10,717
Customs Service Rota	12170900	15	353,484	3,535	0	\$357,019	15	406,631	4,169	0	410,800	0	(53,147)	(634)	0	(53,781)
Historic Preservation Rota	12120600	3	79,628	796	0	\$80,424	3	71,993	741	0	72,734	0	7,635	55	0	7,690
Sports & Recreation Rota	12120400	9	263,186	2,632	0	\$265,818	9	252,780	2,155	0	254,935	0	10,406	477	0	10,883

COMMONWEALTH OF THE NORTHERN MARIANA ISLANDS
GOVERNOR'S BUDGET PROPOSAL
FISCAL YEAR 2025
SUMMARY BY PROGRAM - SCHEDULE A

		FY 2025 GOVERNOR'S BUDGET PROPOSAL					FY 2024 BUDGET (PL 23-09)					VARIANCE BETWEEN PL 23-09 VS. GOVERNOR'S PROPOSAL				
Description	ORG	NOP	Prsnl	All Others	Utilities	Total	FTEs	Prsnl	All Others	Utilities	Total	FTEs	Prsnl	All Others	Utilities	Total
Labor Rota	12180100	5	195,818	1,958	0	\$197,776	5	179,713	1,846	0	181,559	0	16,105	112	0	16,217
Economic Development Rota	12160300	4	140,561	1,406	0	\$141,967	4	137,941	1,417	0	139,358	0	2,620	(11)	0	2,609
DPS Rota	12150500	47	1,428,435	14,284	0	\$1,442,719	47	1,490,975	15,269	0	1,506,244	0	(62,540)	(985)	0	(63,525)
DFEMS Rota	12140100	29	1,004,255	10,043	0	\$1,014,298	29	1,110,515	11,320	0	1,121,835	0	(106,260)	(1,277)	0	(107,537)
Agriculture Rota	12190700	12	415,800	4,158	0	\$419,958	12	370,750	3,809	0	374,559	0	45,050	349	0	45,399
Fish & Wildlife Rota	12190800	5	140,878	1,409	0	\$142,287	5	143,245	1,470	0	144,715	0	(2,367)	(61)	0	(2,428)
Parks & Recreation Rota	12190400	4	90,516	905	0	\$91,421	4	80,166	825	0	80,991	0	10,350	80	0	10,430
Soil & Water Conservation Rota	12190500	1	23,138	231	0	\$23,369	1	23,525	242	0	23,767	0	(387)	(11)	0	(398)
Land Registration Rota	12190900	2	55,881	559	0	\$56,440	2	56,815	584	0	57,399	0	(934)	(25)	0	(959)
Operations & Maintenance Rota	12200100	22	570,295	5,703	0	\$575,998	22	563,314	5,793	0	569,107	0	6,981	(90)	0	6,891
Rota Public Library	12880900	1	16,718	167	0	\$16,885	1	16,718	172	0	16,890	0	0	(5)	0	(5)
Total First Senatorial District		280	\$7,358,165	\$76,081	\$250,000	\$7,684,246	290	7,498,762	176,470	0	7,675,232	(10)	(\$140,597)	(\$100,389)	\$250,000	\$9,014
Second Senatorial District - Tinian & Aguigan																
Mayor of Tinian	13270100	135	2,580,737	28,307	250,000	\$2,859,044	135	2,485,319	25,536	0	2,510,855	0	95,418	2,771	250,000	348,189
Municipal Council Tinian	13710100	7	175,452	1,755	0	\$177,207	7	177,172	1,822	0	178,994	0	(1,720)	(67)	0	(1,787)
Finance & Accounting Tinian	13170800	2	75,445	754	0	\$76,199	3	90,536	930	0	91,466	(1)	(15,091)	(176)	0	(15,267)
Revenue & Taxation Tinian	13170500	3	86,735	867	0	\$87,602	5	98,493	1,013	0	99,506	(2)	(11,758)	(146)	0	(11,904)
Procurement & Supply Tinian	13170400	1	24,294	243	0	\$24,537	2	42,256	435	0	42,691	(1)	(17,962)	(192)	0	(18,154)
Customs Service Tinian	13170900	11	333,432	3,334	0	\$336,766	11	333,828	3,424	0	337,252	0	(396)	(90)	0	(486)
Historic Preservation Tinian	13120600	2	52,305	523	0	\$52,828	3	69,673	717	0	70,390	(1)	(17,368)	(194)	0	(17,562)
Office of Aging Tinian	13120700	3	76,241	762	0	\$77,003	4	88,543	911	0	89,454	(1)	(12,302)	(149)	0	(12,451)
Sports & Recreation Tinian	13120400	5	158,534	1,585	0	\$160,119	5	139,785	1,437	0	141,222	0	18,749	148	0	18,897
Labor Tinian	13180100	9	243,700	2,437	0	\$246,137	9	245,051	2,517	0	247,568	0	(1,351)	(80)	0	(1,431)
Economic Development Tinian	13160300	6	135,051	1,351	0	\$136,402	7	190,424	1,955	0	192,379	(1)	(55,373)	(604)	0	(55,977)
DPS Tinian	13150500	39	834,104	8,341	0	\$842,445	39	834,291	8,561	0	842,852	0	(187)	(220)	0	(407)
DFEMS Tinian	13140100	28	916,034	9,160	0	\$925,194	28	663,682	6,807	0	670,489	0	252,352	2,353	0	254,705
Agriculture Tinian	13190700	9	284,046	2,840	0	\$286,886	10	268,727	2,763	0	271,490	(1)	15,319	77	0	15,396
Fish & Wildlife Tinian	13190800	5	73,762	738	0	\$74,500	5	154,150	1,582	0	155,732	0	(80,388)	(844)	0	(81,232)
Parks & Recreation Tinian	13190400	3	63,965	640	0	\$64,605	3	63,767	656	0	64,423	0	198	(16)	0	182
Soil & Water Conservation Tinian	13190500	1	1	1	0	\$2	1	1	1	0	2	0	0	0	0	0
Operations & Maintenance Tinian	13200100	9	205,451	2,055	0	\$207,506	14	263,097	2,705	0	265,802	(5)	(57,646)	(650)	0	(58,296)
Tinian Public Library	13880900	3	55,918	559	0	\$56,477	3	54,878	564	0	55,442	0	1,040	(5)	0	1,035
Total Second Senatorial District		281	\$6,375,207	\$66,252	\$250,000	\$6,691,459	294	6,263,673	64,336	0	6,328,009	(13)	\$111,534	\$1,916	\$250,000	\$363,450
Third Senatorial District - Saipan & N. Is. Mayors & Municipal Council																
Mayor of Saipan	11270100	81	2,280,320	22,803	0	\$2,303,123	81	777,091	7,942	0	785,033	0	1,503,229	14,861	0	1,518,090
Mayor of the Northern Islands	14270100	17	351,208	3,512	0	\$354,720	17	376,098	3,845	0	379,943	0	(24,890)	(333)	0	(25,223)
Municipal Council Saipan	11710100	5	123,724	1,237	0	\$124,961	5	130,321	1,338	0	131,659	0	(6,597)	(101)	0	(6,698)
Total Third Senatorial District - Mayors & Municipal Council		103	\$2,755,252	\$27,552	\$0	\$2,782,804	103	1,283,510	13,125	0	1,296,635	0	\$1,471,742	\$14,427	\$0	\$1,486,169
BOARDS & COMMISSIONS																
Civil Service Commission	11110700	2	109,023	1,090	0	\$110,113	2	97,174	1,000	0	98,174	0	11,849	90	0	11,939
Office of Personnel Management Saipan	11111100	19	770,566	7,706	0	\$778,272	18	709,259	7,295	0	716,554	1	61,307	411	0	61,718
Office of Personnel Management Tinian	13111100	1	40,790	408	0	\$41,198	1	28,595	294	0	28,889	0	12,195	114	0	12,309
Office of Personnel Management Rota	12111100	2	65,774	658	0	\$66,432	2	54,925	565	0	55,490	0	10,849	93	0	10,942
Commonwealth Election Commission	11110200	6	215,231	2,152	0	\$217,383	6	183,876	1,891	0	185,767	0	31,355	261	0	31,616
Board of Professional License	11110500	2	80,548	805	0	\$81,353	2	78,799	811	0	79,610	0	1,749	(6)	0	1,743

COMMONWEALTH OF THE NORTHERN MARIANA ISLANDS
GOVERNOR'S BUDGET PROPOSAL
FISCAL YEAR 2025
SUMMARY BY PROGRAM - SCHEDULE A

		FY 2025 GOVERNOR'S BUDGET PROPOSAL					FY 2024 BUDGET (PL 23-09)					VARIANCE BETWEEN PL 23-09 VS. GOVERNOR'S PROPOSAL				
Description	ORG	NOP	Prsnl	All Others	Utilities	Total	FTEs	Prsnl	All Others	Utilities	Total	FTEs	Prsnl	All Others	Utilities	Total
Commonwealth Public Utilities Commission	11110800	1	47,097	471	0	\$47,568	1	65,354	667	0	66,021	0	(18,257)	(196)	0	(18,453)
Commonwealth Casino Commission	11111200	0	1	1	0	\$2	0	0	0	0	0	0	1	1	0	2
Commonwealth Cannabis Commission	11110900	3	127,713	1,277	0	\$128,990	3	113,007	1,162	0	114,169	0	14,706	115	0	14,821
CNMI Cannabis Commission Board	11111000	0	275,000	2,750	0	\$277,750	0	275,000	2,750	0	277,750	0	0	0	0	0
Total Boards & Commissions		36	\$1,731,743	\$17,318	\$0	\$1,749,061	35	1,605,989	16,435	0	1,622,424	1	\$125,754	\$883	\$0	\$126,637
INDEPENDENT PROGRAMS																
CNMI Scholarship Office	11881400	7	240,669	2,407	0	\$243,076	8	217,699	2,239	0	219,938	(1)	22,970	168	0	23,138
Substance Abuse Prevention	11881500	15	360,975	3,610	0	364,585	15	451,239	4,641	0	455,880	0	(90,264)	(1,031)	0	(91,295)
Elected Attorney General	11880500	53	2,647,873	26,479	0	2,674,352	53	2,910,234	29,876	0	2,940,110	0	(262,361)	(3,397)	0	(265,758)
Active Employees DC Emplr Cntrbtn.	11881600	0	0	0	0	0	0	565,779	5,658	0	571,437	0	(565,779)	(5,658)	0	(571,437)
GHIL: Retirees	11881700	0	1	0	0	1	0	33,955	340	0	34,295	0	(33,954)	(340)	0	(34,294)
NM Sports Association	11883100	0	0	0	0	0	0	0	0	0	0	0	0	0	0	0
Active EE ER Health Ins Cntrbn.	11881800	0	0	0	0	0	0	33,955	340	0	34,295	0	(33,955)	(340)	0	(34,295)
25% Retirees' Pension Benefits	11884200	0	1	0	0	1	0	1	0	0	1	0	0	0	0	0
Government Utilities	UNASSIGNED	0	0	18,000	1,800,000	1,818,000	0	0	18,335	1,815,204	1,833,539	0	0	(335)	(15,204)	(15,539)
Joeten/Kiyu Public Library	11880900	15	499,330	4,993	0	504,323	17	455,174	4,673	0	459,847	(2)	44,156	320	0	44,476
General Fund Deficit Reduction	11884500	0	0	0	0	0	0	0	1	0	1	0	0	(1)	0	(1)
NMIRF - Gov/Lt. Gov Pension	11881900	0	78,875	789	0	79,664	0	86,579	866	0	87,445	0	(7,704)	(77)	0	(7,781)
Judgement Against Government	11884600	0	0	0	0	0	0	1	0	0	1	0	(1)	0	0	(1)
Commowealth Museum	11880200	4	128,351	1,284	0	129,635	4	0	0	0	0	0	128,351	1,284	0	129,635
Government Operational	11884400	0	0	1	0	1	0	0	1	0	1	0	0	0	0	0
Total Independent Programs		94	\$3,956,075	\$57,563	\$1,800,000	\$5,813,638	101	4,882,946	68,291	1,815,204	6,766,441	(3)	(\$798,541)	(\$9,408)	(\$15,204)	(\$823,153)
OTHER PROGRAMS (Transfers to Agencies)																
Commonwealth Healthcare Corporation Subsidy	11850100	0	0	1	0	\$1	0	0	1	0	1	0	0	0	0	0
Health Network Program	11850700	0	0	800,000	0	\$800,000	0	0	797,711	0	797,711	0	0	2,289	0	2,289
Northern Marianas College (NMC)	11881000	178	0	3,948,842	0	\$3,948,842	178	0	4,031,510	0	4,031,510	0	0	(82,668)	0	(82,668)
NMC Board of Regents	11882100	0	0	51,158	0	\$51,158	0	0	51,158	0	51,158	0	0	0	0	0
Marianas Visitors Authority	11881300	41	0	1	0	\$1	41	0	1	0	1	0	0	0	0	0
Public School System	11881100	972	0	27,715,372	0	\$27,715,372	972	0	28,406,601	0	28,406,601	0	0	(691,229)	0	(691,229)
PSS Board	11882000	6	0	153,131	0	\$153,131	6	0	153,131	0	153,131	0	0	0	0	0
NMTI	11883500	0	0	1	0	\$1	0	0	1	0	1	0	0	0	0	0
Total Other Programs		1,197	\$0	\$32,668,505	\$0	\$32,668,505	1,197	0	33,440,114	0	33,440,114	0	\$0	(\$771,608)	\$0	(\$771,608)
Grand Total Central Government		3,478	\$65,377,927	\$43,316,084	\$2,780,000	\$111,474,011	3,551	66,867,897	45,075,828	2,295,204	114,238,929	(69)	(1,300,441)	(2,043,668)	484,796	(2,859,313)
Department of Public Lands																
Department of Public Lands	21400100	81	3,211,106	2,201,469	153,500	\$5,566,075	84	3,410,449	1,419,332	131,100	4,960,881	(3)	(199,343)	782,137	22,400	605,194
Total Department of Public Lands		81	\$3,211,106	\$2,201,469	\$153,500	\$5,566,075	84	3,410,449	1,419,332	131,100	4,960,881	(3)	(\$199,343)	\$782,137	\$22,400	\$605,194
Grand Total Inclusive of DPL		3,559	\$68,589,033	\$45,517,553	\$2,933,500	\$117,040,086	3,635	70,278,346	46,495,160	2,426,304	119,199,810	(72)	(\$1,499,784)	(\$1,261,531)	\$507,196	(\$2,254,119)

**COMMONWEALTH OF THE NORTHERN MARIANA ISLANDS
GOVERNOR'S BUDGET PROPOSAL
FISCAL YEAR 2025
CONSOLIDATED SUMMARY BY CATEGORY - SCHEDULE B**

Object Classification	Judicial Branch	Legislative Branch	Office of the Governor	Office of the Lt Gov	Other Offices of the Gov/LTG	Commerce	Community & Cultural Affairs	Corrections	Fire	Finance	Labor	Lands & Natural Resources	Public Safety
PERSONNEL													
61000 Wages and Salaries	\$4,284,029	\$2,243,866	\$670,857	\$557,781	\$3,515,321	\$1,229,737	\$1,387,350	\$3,187,978	\$3,919,596	\$6,392,306	\$644,576	\$1,518,390	\$4,665,873
61200 Board & Other Compensation	0	0	0	0	0	0	0	0	0	0	0	0	0
61010 Overtime Compensation	0	0	0	0	0	0	0	0	0	0	0	0	0
61020 Holiday Pay	0	0	0	0	0	0	0	0	0	0	0	0	0
62000 FICA Contribution	265,609	139,120	41,593	34,582	217,950	76,243	86,016	197,654	243,014	396,323	39,963	94,140	289,284
62010 Medicare Contribution	62,119	32,536	9,727	8,088	50,973	17,831	20,117	46,226	56,835	92,689	9,346	22,017	67,654
62100 401k DC Ret Emplr Contr	62,435	36,464	2,695	1,750	19,701	13,333	10,507	40,773	75,578	63,475	9,040	10,323	47,176
62101 Retirement Contributions	0	11,965	36,000	30,000	54,390	0	0	0	15,732	18,866	13,405	15,704	10,753
62200 Health Insurance Premium	333,140	168,838	28,923	25,265	204,315	85,726	133,128	282,265	341,331	493,063	37,766	78,321	452,543
62210 Life Insurance Contributions	0	0	0	0	0	0	0	0	0	0	0	0	0
62211 Personnel Insurance	36,403	33,992	5,389	5,819	20,535	14,455	14,538	16,321	38,582	55,857	5,972	15,377	45,896
TOTAL PERSONNEL	\$5,043,735	\$2,666,781	\$795,184	\$663,285	\$4,083,185	\$1,437,325	\$1,651,656	\$3,771,217	\$4,690,668	\$7,512,579	\$760,068	\$1,754,272	\$5,579,179
NUMBER OF POSITIONS	127	29	16	16	131	49	48	154	133	256	20	90	211
OTHER EXPENSES													
63000 Professional Services	0	0	0	0	160,426	0	0	0	0	0	0	0	0
63100 Repair and Maintenance	0	0	0	0	5,117	0	0	0	0	0	0	0	0
63200 Personnel Training Costs	0	0	0	0	0	0	0	0	0	0	0	0	0
63300 Cleaning Services	0	0	0	0	0	0	0	0	0	0	0	0	0
64040 Licenses and Fees	0	0	0	0	7,000	0	0	0	0	0	0	0	0
64050 Insurance	0	0	0	0	0	0	0	0	0	0	0	0	0
64060 Utilities-Power	300,000	180,000	0	0	0	0	0	0	0	0	0	0	0
64080 Dues and Subscriptions	0	0	0	0	2,700	0	0	0	0	0	0	0	0
64090 Communications	0	0	0	0	11,000	0	0	0	0	0	0	0	0
64720 Rental Offices	0	0	0	0	0	0	0	0	0	0	0	0	0
64730 Rental-Office Equipment	0	0	0	0	0	0	0	0	0	0	0	0	0
64100 Printing and Photocopying	0	0	0	0	10,000	0	0	0	0	0	0	0	0
64110 Advertising	0	0	0	0	2,500	0	0	0	0	0	0	0	0
64800 TRAVEL	0	0	0	0	26,000	0	0	0	0	0	0	0	0
65000 Office Supplies	0	0	0	0	15,500	0	0	0	0	0	0	0	0
65010 Supplies-Operations	0	0	0	0	16,000	0	0	0	0	0	0	0	0
65030 Fuel & Lubricate	0	0	0	0	3,000	0	0	0	0	0	0	0	0
65040 Office Furniture & Fixture	0	0	0	0	12,642	0	0	0	0	0	0	0	0
65800 Books and Library Materials	0	0	0	0	0	0	0	0	0	0	0	0	0
65900 Freight and Handling	0	0	0	0	250	0	0	0	0	0	0	0	0
66020 Improvements	0	0	0	0	15,000	0	0	0	0	0	0	0	0
66040 Machinery	0	0	0	0	0	0	0	0	0	0	0	0	0
66060 Vehicles - Pub Ser & Admin.	0	0	0	0	0	0	0	0	0	0	0	0	0
66070 Technology Equipment	0	0	0	0	26,000	0	0	0	0	0	0	0	0
69000 Other Expenses	0	3,245,000	80,000	49,505	6,080,001	0	160,000	0	0	0	0	0	0
69010 Public Auditor 1% Fee	53,438	0	8,752	7,128	104,763	14,372	18,116	37,712	46,907	75,124	7,601	17,543	55,792
TOTAL OTHER EXPENSES	\$353,438	\$3,425,000	\$88,752	\$56,633	\$6,497,899	\$14,372	\$178,116	\$37,712	\$46,907	\$75,124	\$7,601	\$17,543	\$55,792
GRAND TOTAL	\$5,397,173	\$6,091,781	\$883,936	\$719,918	\$10,581,084	\$1,451,697	\$1,829,772	\$3,808,929	\$4,737,575	\$7,587,703	\$767,669	\$1,771,815	\$5,634,971

**COMMONWEALTH OF THE NORTHERN MARIANA ISLANDS
GOVERNOR'S BUDGET PROPOSAL
FISCAL YEAR 2025
CONSOLIDATED SUMMARY BY CATEGORY - SCHEDULE B**

Object Classification	Saipan, N.Is.							General Fund Total	Public Lands	Grand Total
	Public Works	Rota	Tinian	Mayors & Mun. Cncl.	Boards & Comm.	Independent Programs	Other Programs			
PERSONNEL										
61000 Wages and Salaries	\$2,410,599	\$6,263,626	\$5,308,314	\$2,414,107	\$1,201,375	\$3,230,269	\$0	\$55,045,950	2,725,238	\$57,771,188
61200 Board & Other Compensation	0	0	0	0	275,000	77,480	0	\$352,480	0	\$352,480
61010 Overtime Compensation	0	0	0	0	0	0	0	\$0	0	\$0
61020 Holiday Pay	0	0	0	0	0	0	0	\$0	0	\$0
62000 FICA Contribution	149,457	388,346	329,112	149,675	74,485	200,277	0	\$3,412,843	168,965	\$3,581,808
62010 Medicare Contribution	34,953	90,823	76,969	35,005	17,420	46,839	0	\$798,167	39,516	\$837,683
62100 401k DC Ret Emplr Contr	12,159	58,570	90,598	20,693	15,881	49,342	0	\$640,493	31,825	\$672,318
62101 Retirement Contributions	21,675	35,980	39,448	17,308	0	48,607	0	\$369,833	0	\$369,833
62200 Health Insurance Premium	141,376	474,193	468,876	104,371	135,557	271,291	0	\$4,260,288	200,580	\$4,460,868
62210 Life Insurance Contributions	0	0	0	0	0	1,395	0	\$1,395	0	\$1,395
62211 Personnel Insurance	22,132	46,627	61,890	14,093	12,025	30,575	0	\$496,478	44,982	\$541,460
TOTAL PERSONNEL	\$2,792,351	\$7,358,165	\$6,375,207	\$2,755,252	\$1,731,743	\$3,956,075	\$0	\$65,377,927	\$3,211,106	\$68,589,033
NUMBER OF POSITIONS	102	280	281	103	36	94	1,197	3,373	0	3,373
OTHER EXPENSES										
63000 Professional Services	0	0	0	0	0	0	0	\$160,426	683,000	\$843,426
63100 Repair and Maintenance	0	0	0	0	0	0	0	\$5,117	255,500	\$260,617
63200 Personnel Training Costs	0	0	0	0	0	0	0	\$0	8,000	\$8,000
63300 Cleaning Services	0	0	0	0	0	0	0	\$0	62,600	\$62,600
64040 Licenses and Fees	0	0	0	0	0	0	0	\$7,000	37,500	\$44,500
64050 Insurance	0	0	0	0	0	0	0	\$0	68,000	\$68,000
64060 Utilities-Power	0	250,000	250,000	0	0	1,800,000	0	\$2,780,000	153,500	\$2,933,500
64080 Dues and Subscriptions	0	0	0	0	0	0	0	\$2,700	1,651	\$4,351
64090 Communications	0	0	0	0	0	0	0	\$11,000	26,200	\$37,200
64720 Rental Offices	0	0	0	0	0	0	0	\$0	224,000	\$224,000
64730 Rental-Office Equipment	0	0	0	0	0	0	0	\$0	4,500	\$4,500
64100 Printing and Photocopying	0	0	0	0	0	0	0	\$10,000	15,819	\$25,819
64110 Advertising	0	0	0	0	0	0	0	\$2,500	31,300	\$33,800
64800 TRAVEL	0	0	0	0	0	0	0	\$26,000	60,000	\$86,000
65000 Office Supplies	0	0	0	0	0	0	0	\$15,500	22,276	\$37,776
65010 Supplies-Operations	0	0	0	0	0	0	0	\$16,000	78,700	\$94,700
65030 Fuel & Lubricate	0	0	0	0	0	0	0	\$3,000	111,000	\$114,000
65040 Office Furniture & Fixture	0	0	0	0	0	0	0	\$12,642	15,000	\$27,642
65800 Books and Library Materials	0	0	0	0	0	0	0	\$0	200	\$200
65900 Freight and Handling	0	0	0	0	0	0	0	\$250	6,500	\$6,750
66020 Improvements	0	0	0	0	0	0	0	\$15,000	0	\$15,000
66040 Machinery	0	0	0	0	0	0	0	\$0	14,000	\$14,000
66060 Vehicles - Pub Ser & Admin.	0	0	0	0	0	0	0	\$0	270,000	\$270,000
66070 Technology Equipment	0	0	0	0	0	0	0	\$26,000	31,000	\$57,000
69000 Other Expenses	0	0	1	0	1	1	32,345,056	\$41,959,565	119,613	\$42,079,178
69010 Public Auditor 1% Fee	27,924	76,081	66,251	27,552	17,317	57,562	323,450	\$1,043,385	55,110	\$1,098,495
TOTAL OTHER EXPENSES	\$27,924	\$326,081	\$316,252	\$27,552	\$17,318	\$1,857,563	\$32,668,506	\$46,096,085	\$2,354,969	\$48,451,054
GRAND TOTAL	\$2,820,275	\$7,684,246	\$6,691,459	\$2,782,804	\$1,749,061	\$5,813,638	\$32,668,506	\$111,474,012	\$5,566,075	\$117,040,087

**COMMONWEALTH OF THE NORTHERN MARIANA ISLANDS
GOVERNOR'S BUDGET PROPOSAL
FISCAL YEAR 2025
CONSOLIDATED SUMMARY BY DEPARTMENT - SCHEDULE C**

JUDICIAL BRANCH

Object Classification	Judges & Justices 11510600	Supreme Court 11510400	Superior Court 11510300	Admin. 11510100	Law Rev. 11510500	Drug Court 11510700	Mental Health Court 11511000	Total
PERSONNEL								
61000 Wages and Salaries	985,000	380,964	1,220,422	1,011,732	190,259	261,371	234,281	\$4,284,029
61010 Overtime Compensation	0	0	0	0	0	0	0	\$0
61020 Holiday Pay	0	0	0	0	0	0	0	\$0
62000 FICA Contribution	61,070	23,620	75,666	62,727	11,796	16,205	14,525	\$265,609
62010 Medicare Contribution	14,283	5,524	17,696	14,670	2,759	3,790	3,397	\$62,119
62100 401k DC Ret Emplr Contr	9,840	2,772	20,733	22,828		2,911	3,351	\$62,435
62101 Retirement Contributions	54,885	35,719	94,781	90,082	10,629	29,446	17,598	\$333,140
62200 Health Insurance Premium	0	0	0	0	0	0	0	\$0
62211 Personnel Insurance	15,390	2,021	8,000	8,974	671	1,347	0	\$36,403
TOTAL PERSONNE	\$1,140,468	\$450,620	\$1,437,298	\$1,211,013	\$216,114	\$315,070	\$273,152	\$5,043,735
NUMBER OF POSITIONS	8	8	52	37	7	8	7	127
OTHER EXPENSES								
69000 Other Expense	0	0	0	0	0	0	0	\$0
64060 Utilities-Power	0	0	0	300,000	0	0	0	\$300,000
69010 Public Auditor 1% Fee	11,405	4,506	14,373	15,110	2,161	3,151	2,732	\$53,438
TOTAL OTHER EXPENSES	\$11,405	\$4,506	\$14,373	\$315,110	\$2,161	\$3,151	\$2,732	\$353,438
GRAND TOTAL	\$1,151,873	\$455,126	\$1,451,671	\$1,526,123	\$218,275	\$318,221	\$275,884	\$5,397,173

**COMMONWEALTH OF THE NORTHERN MARIANA ISLANDS
GOVERNOR'S BUDGET PROPOSAL
FISCAL YEAR 2025
CONSOLIDATED SUMMARY BY DEPARTMENT - SCHEDULE C**

LEGISLATIVE BRANCH

Object Classification	House of Rep.	House of Rep.	House of Rep.	Senate	Senate	Senate	Leg.	NM Youth	Total
	11620100	11620200	11620300	11620400	1160500	11620600	11620700	11620800	
PERSONNEL									
61000 Wages and Salaries	640,000	0	0	288,000	0	0	1,295,396	20,470	2,243,866
61010 Overtime Compensation	0	0	0	0	0	0	0	0	0
61020 Holiday Pay	0	0	0	0	0	0	0	0	0
62000 FICA Contribution	39,680	0	0	17,856	0	0	80,315	1,269	139,120
62010 Medicare Contribution	9,280	0	0	4,176	0	0	18,783	297	32,536
62100 401k DC Ret Emplr Contr	5,120	0	0	3,840	0	0	27,504	0	36,464
62101 Retirement Contributions	11,965	0	0	0	0	0	0	0	11,965
62200 Health Insurance Premium	65,165	0	0	14,114	0	0	89,559	0	168,838
62211 Personnel Insurance	6,336	0	0	2,880	0	0	21,291	3,485	33,992
TOTAL PERSONNEL	\$777,546	\$0	\$0	\$330,866	\$0	\$0	\$1,532,848	\$25,521	\$2,666,781
NUMBER OF POSITIONS	20	0	0	9	0	0	0	0	29
OTHER EXPENSES									
69000 Other Expense	0	2,100,000	100,000	0	945,000	100,000	0	0	3,245,000
64060 Utilities-Power	0	0	0	0	0	0	180,000	0	180,000
69010 Public Auditor 1% Fee	0	0	0	0	0	0	0	0	0
TOTAL OTHER EXPENSES	\$0	\$2,100,000	\$100,000	\$0	\$945,000	\$100,000	\$180,000	\$0	\$3,425,000
GRAND TOTAL	\$777,546	\$2,100,000	\$100,000	\$330,866	\$945,000	\$100,000	\$1,712,848	\$25,521	\$6,091,781

**COMMONWEALTH OF THE NORTHERN MARIANA ISLANDS
GOVERNOR'S BUDGET PROPOSAL
FISCAL YEAR 2025
CONSOLIDATED SUMMARY BY DEPARTMENT - SCHEDULE C**

OFFICE OF THE GOVERNOR

Object Classification	Office of the Governor 11261100	Governor's Discretionary Account 11269000	Total
PERSONNEL			
61000 Wages and Salaries	\$670,857		\$670,857
61010 Overtime Compensation			\$0
61020 Holiday Pay			\$0
62000 FICA Contribution	41,593		\$41,593
62010 Medicare Contribution	9,727		\$9,727
62100 401k DC Ret Emplr Contr	2,695		\$2,695
62101 Retirement Contributions	36,000		\$36,000
62200 Health Insurance Premium	28923		\$28,923
62211 Personnel Insurance	5,389		\$5,389
TOTAL PERSONNEL	\$795,184	\$0	\$795,184
NUMBER OF POSITIONS	16	0	16
OTHER EXPENSES			
69000 Other Expense		80000	\$80,000
64060 Utilities-Power			\$0
69010 Public Auditor 1% Fee	7,952	800	\$8,752
TOTAL OTHER EXPENSES	\$7,952	\$80,800	\$88,752
GRAND TOTAL	\$803,136	\$80,800	\$883,936

**COMMONWEALTH OF THE NORTHERN MARIANA ISLANDS
GOVERNOR'S BUDGET PROPOSAL
FISCAL YEAR 2025
CONSOLIDATED SUMMARY BY DEPARTMENT - SCHEDULE C**

OFFICE OF THE LT. GOVERNOR

Object Classification	Lt. Gov's Offc 1050	Lt. Gov's Discretionary 1051	Total
PERSONNEL			
61000 Wages and Salaries-Civil SVS	\$557,781	\$0	\$557,781
61010 Overtime Compensation	0	0	\$0
61020 Holiday Pay	0	0	\$0
62000 FICA Contribution	34,582	0	\$34,582
62010 Medicare Contribution	8,088	0	\$8,088
62100 401k DC Ret Emplr Contr	1,750	0	\$1,750
62101 Retirement Contributions	30,000	0	\$30,000
62200 Health Insurance Premium	25,265	0	\$25,265
62211 Personnel Insurance	5,819	0	\$5,819
TOTAL PERSONNEL	\$663,285	\$0	\$663,285
NUMBER OF POSITIONS	16	0	16
OTHER EXPENSES			
69000 Other Expense		49,505	\$49,505
64060 Utilities-Power			\$0
69010 Public Auditor 1% Fee	6,633	495	\$7,128
TOTAL OTHER EXPENSES	\$6,633	\$50,000	\$56,633
GRAND TOTAL	\$669,918	\$50,000	\$719,918

**COMMONWEALTH OF THE NORTHERN MARIANA ISLANDS
GOVERNOR'S BUDGET PROPOSAL
FISCAL YEAR 2025
CONSOLIDATED SUMMARY BY DEPARTMENT - SCHEDULE C**

OTHER OFFICES OF THE GOVERNOR AND LT. GOVERNOR

Object Classification	Office of Management and Budget	Administrative Services	CNMI Homeland Security & Emergency Management Office	Office of Youth Affairs	Office of Planning and Development	Office of Parole Board	Office of Grants Management	Public Defender Office	Carolinian Affairs Office	Indigenous Affairs Office	Veteran's Affairs Office	Women's Affairs Office	Environmental Quality - Saipan	Zoning Board
	11260900	11260100	11260700	11261800	11260500	11261300	11261000	11261200	11260200	11260800	11261400	11261600	11261900	11262200
PERSONNEL														
61000 Wages and Salaries-Civil SVS	302,291	507,675	351,700	224,875	226,146	145,116	1	406,875	218,750	102,550	214,638	119,175	21,000	176,566
61010 Overtime Compensation														
61020 Holiday Pay														
62000 FICA Contribution	18,742	31,476	21,805	13,942	14,021	8,997		25,226	13,563	6,358	13,308	7,389	1,302	10,947
62010 Medicare Contribution	4,383	7,361	5,100	3,261	3,279	2,104		5,900	3,172	1,487	3,112	1,728	305	2,560
62100 401k DC Ret Emplr Contr	6,236	1,400	960					5,775	0	700	1,330	0	840	1,158
62101 Retirement Contributions		27,300	15,750					0	0	11,340	0	0	0	0
62200 Health Insurance Premium	28,750	53,666	10,455	3,485	25,473			28,750	14,636	7,144	6,970	0	0	18,295
62211 Personnel Insurance	551	5,954	2,232		2,243			2,268	473	680	1,737	1,830	0	1,287
TOTAL PERSONNEL	\$360,953	\$634,832	\$408,002	\$245,563	\$271,162	\$156,217	\$1	\$474,794	\$250,594	\$130,259	\$241,095	\$130,122	\$23,447	\$210,813
NUMBER OF POSITIONS	8	17	14	8	5	5	0	9	10	4	6	4	1	6
OTHER EXPENSES														
63000 Professional Services														
63100 Repair and Maintenance														
64040 Licenses and Fees														
64080 Dues and Subscriptions														
64090 Communications														
64100 Printing and Photocopying														
64110 Advertising														
64800 Travel Expenses														
65000 Office Supplies														
65010 Operational Supplies														
65030 Fuel & Lubricate														
65040 Furniture & Fixtures														
65900 Freight and Handling														
66020 Improvements														
66070 Technology Equip														
69000 Other Expense								1						
64060 Utilities-Power														
69010 Public Auditor 1% Fee	3,610	6,348	4,080	2,456	2,712	1,562		4,748	2,506	1,303	2,411	1,301	234	2,108
TOTAL OTHER EXPENSES	\$3,610	\$6,348	\$4,080	\$2,456	\$2,712	\$1,562	\$1	\$4,748	\$2,506	\$1,303	\$2,411	\$1,301	\$234	\$2,108
GRAND TOTAL	\$364,563	\$641,180	\$412,082	\$248,019	\$273,874	\$157,779	\$2	\$479,542	\$253,100	\$131,562	\$243,506	\$131,423	\$23,681	\$212,921

**COMMONWEALTH OF THE NORTHERN MARIANA ISLANDS
GOVERNOR'S BUDGET PROPOSAL
FISCAL YEAR 2025
CONSOLIDATED SUMMARY BY DEPARTMENT - SCHEDULE C**

OTHER OFFICES OF THE GOVERNOR AND LT. GOVERNOR

Object Classification	CJPA 11260400	Vocational Rehabilitation Services 11261500	Medicaid Reimbursement 11882200	Medicaid Agency Saipan 11880300	Medicaid Enterprise Systems and Health Information Technology 11850400	Total
PERSONNEL						
61000 Wages and Salaries-Civil SVS	110,250			341,052	46,661	\$3,515,321
61010 Overtime Compensation						\$0
61020 Holiday Pay						\$0
62000 FICA Contribution	6,836			21,145	2,893	\$217,950
62010 Medicare Contribution	1,599			4,945	677	\$50,973
62100 401k DC Ret Emplr Contr				1,126	176	\$19,701
62101 Retirement Contributions				0	0	\$54,390
62200 Health Insurance Premium				5,576	1,115	\$204,315
62211 Personnel Insurance				1,280	0	\$20,535
TOTAL PERSONNEL	\$118,685	\$0	\$0	\$375,124	\$51,522	\$4,083,185
NUMBER OF POSITIONS	3	0	0	20	11	131
OTHER EXPENSES						
63000 Professional Services				5,000	155,426	\$160,426
63100 Repair and Maintenance				5,117		\$5,117
64040 Licenses and Fees				2,000	5,000	\$7,000
64080 Dues and Subscriptions				2,500	200	\$2,700
64090 Communications				10,000	1,000	\$11,000
64100 Printing and Photocopying				10,000		\$10,000
64110 Advertising				2,500		\$2,500
64800 Travel Expenses				20,000	6,000	\$26,000
65000 Office Supplies				15,000	500	\$15,500
65010 Operational Supplies				15,000	1,000	\$16,000
65030 Fuel & Lubricate				3,000		\$3,000
65040 Furniture & Fixtures				7,642	5,000	\$12,642
65900 Freight and Handling				250		\$250
66020 Improvements					15,000	\$15,000
66070 Technology Equip				25,000	1,000	\$26,000
69000 Other Expense		80,000	6,000,000			\$6,080,001
64060 Utilities-Power						\$0
69010 Public Auditor 1% Fee	1,187	800	60,000	4,981	2,416	\$104,763
TOTAL OTHER EXPENSES	\$1,187	\$80,800	\$6,060,000	\$127,990	\$192,542	\$6,497,899
GRAND TOTAL	\$119,872	\$80,800	\$6,060,000	\$503,114	\$244,064	\$10,581,084

**COMMONWEALTH OF THE NORTHERN MARIANA ISLANDS
GOVERNOR'S BUDGET PROPOSAL
FISCAL YEAR 2025
CONSOLIDATED SUMMARY BY DEPARTMENT - SCHEDULE C**

DEPARTMENT OF COMMERCE

Object Classification	Secretary of Commerce 11160100	Economic Development 11160300	Statistical Research 11160400	Alcoholic Beverage & Tobacco Control 11160200	Enforcement and Compliance 11160500	Workers Compensation Commission 11160600	Total
PERSONNEL							
61000 Wages and Salaries-Civil SVS	\$405,311	\$75,539	\$169,907	\$300,465	\$147,270	\$131,245	\$1,229,737
61010 Overtime Compensation	0	0	0	0	0	0	\$0
61020 Holiday Pay	0	0	0	0	0	0	\$0
62000 FICA Contribution	25,129	4,683	10,534	18,629	9,131	8,137	\$76,243
62010 Medicare Contribution	5,877	1,095	2,464	4,357	2,135	1,903	\$17,831
62100 401k DC Ret Emplr Contr	5,460	0	4,180	1,788	1,905	0	\$13,333
62101 Retirement Contributions	0	0	0	0	0	0	\$0
62200 Health Insurance Premium	31,712	3,485	3,485	18,120	10,629	18,295	\$85,726
62211 Personnel Insurance	6,445	630	2,010	978	2,333	2,059	\$14,455
TOTAL PERSONNEL	\$479,934	\$85,432	\$192,580	\$344,337	\$173,403	\$161,639	\$1,437,325
NUMBER OF POSITIONS	15	2	6	17	5	4	49
OTHER EXPENSES							
69000 Other Expense	0	0	0	0	0	0	\$0
64060 Utilities-Power	0	0	0	0	0	0	\$0
69010 Public Auditor 1% Fee	4,799	854	1,926	3,443	1,734	1,616	\$14,372
TOTAL OTHER EXPENSES	\$4,799	\$854	\$1,926	\$3,443	\$1,734	\$1,616	\$14,372
GRAND TOTAL	\$484,733	\$86,286	\$194,506	\$347,780	\$175,137	\$163,255	\$1,451,697

**COMMONWEALTH OF THE NORTHERN MARIANA ISLANDS
GOVERNOR'S BUDGET PROPOSAL
FISCAL YEAR 2025
CONSOLIDATED SUMMARY BY DEPARTMENT - SCHEDULE C**

DEPARTMENT OF COMMUNITY & CULTURAL AFFAIRS

Object Classification	Secretary of CCA 11120100	Youth Services - Saipan 11120800	Child Care Licensing Program 11120900	Historical Preservation 11120600	Office of Aging 11120700	Council fo Arts & Culture 11120200
PERSONNEL						
61000 Wages and Salaries	232,043	209,381	125,834	232,901	182,411	205,594
61010 Overtime Compensation	0	0	0	0	0	0
61020 Holiday Pay	0	0	0	0	0	0
62000 FICA Contribution	14,387	12,982	7,802	14,440	11,309	12,747
62010 Medicare Contribution	3,365	3,036	1,825	3,377	2,645	2,981
62100 401k DC Ret Emplr Contr	1,400	3,070	3,633	1,544	0	860
62101 Retirement Contributions	0	0	0	0	0	0
62200 Health Insurance Premium	10,455	22,999	10,629	28,814	27,474	6,970
62211 Personnel Insurance	2,263	2,029	1,897	1,650	3,283	1,324
TOTAL PERSONNEL	\$263,913	\$253,497	\$151,620	\$282,726	\$227,122	\$230,476
NUMBER OF POSITIONS	8	8	4	8	5	8
OTHER EXPENSES						
69000 Other Expense	0	0	0	0	0	0
64060 Utilities-Power	0	0	0	0	0	0
69010 Public Auditor 1% Fee	2,639	2,535	1,516	2,827	2,271	2,305
TOTAL OTHER EXPENSES	\$2,639	\$2,535	\$1,516	\$2,827	\$2,271	\$2,305
GRAND TOTAL	\$266,552	\$256,032	\$153,136	\$285,553	\$229,393	\$232,781

**COMMONWEALTH OF THE NORTHERN MARIANA ISLANDS
GOVERNOR'S BUDGET PROPOSAL
FISCAL YEAR 2025
CONSOLIDATED SUMMARY BY DEPARTMENT - SCHEDULE C**

DEPARTMENT OF COMMUNITY & CULTURAL AFFAIRS

Object Classification	Chamorro/Carolinian Language			Total
	Low Income Home Energy Assistance Program 11121000	Commission 11121200	NAP 11121400	
PERSONNEL				
61000 Wages and Salaries	47,926	151,260		\$1,387,350
61010 Overtime Compensation	0	0		\$0
61020 Holiday Pay	0	0		\$0
62000 FICA Contribution	2,971	9,378		\$86,016
62010 Medicare Contribution	695	2,193		\$20,117
62100 401k DC Ret Emplr Contr	0	0		\$10,507
62101 Retirement Contributions	0	0		\$0
62200 Health Insurance Premium	0	25,787		\$133,128
62211 Personnel Insurance	544	1,548		\$14,538
TOTAL PERSONNEL	\$52,136	\$190,166	\$0	\$1,651,656
NUMBER OF POSITIONS	2	5		48
OTHER EXPENSES				
69000 Other Expense	0	0	160,000	160,000
64060 Utilities-Power	0	0		0
69010 Public Auditor 1% Fee	521	1,902	1,600	18,116
TOTAL OTHER EXPENSES	\$521	\$1,902	\$161,600	\$178,116
GRAND TOTAL	\$52,657	\$192,068	\$161,600	\$1,829,772

**COMMONWEALTH OF THE NORTHERN MARIANA ISLANDS
GOVERNOR'S BUDGET PROPOSAL
FISCAL YEAR 2025
CONSOLIDATED SUMMARY BY DEPARTMENT - SCHEDULE C**

DEPARTMENT OF CORRECTIONS

Object Classification	Corrections Commissioner 11130100	Juvenile Detention Unit 11130200	Total
PERSONNEL			
61000 Wages and Salaries	2,913,938	274,040	\$3,187,978
61010 Overtime Compensation	0	0	\$0
61020 Holiday Pay	0	0	\$0
62000 FICA Contribution	180,664	16,990	\$197,654
62010 Medicare Contribution	42,252	3,974	\$46,226
62100 401k DC Ret Emplr Contr	36,478	4,295	\$40,773
62101 Retirement Contributions	0	0	\$0
62200 Health Insurance Premium	267,629	14,636	\$282,265
62211 Personnel Insurance	13,580	2,741	\$16,321
TOTAL PERSONNEL	\$3,454,541	\$316,676	\$3,771,217
NUMBER OF POSITIONS	139	15	154
OTHER EXPENSES			
69000 Other Expense	0	0	\$0
64060 Utilities-Power	0	0	\$0
69010 Public Auditor 1% Fee	34,545	3,167	\$37,712
TOTAL OTHER EXPENSES	\$34,545	\$3,167	\$37,712
GRAND TOTAL	\$3,489,086	\$319,843	\$3,808,929

**COMMONWEALTH OF THE NORTHERN MARIANA ISLANDS
GOVERNOR'S BUDGET PROPOSAL
FISCAL YEAR 2025
CONSOLIDATED SUMMARY BY DEPARTMENT - SCHEDULE C**

DEPARTMENT OF FIRE & EMERGENCY SERVICES

Object Classification	Administration 11140100	Emergency Services 11140300	Fire Prevention & Arson Investigation 11140200	Emergency Medical Services 11140400	Logistical Support 11140500	DFEMS Training Section 11140600	DFEMS Dispatch 11140700	Total
PERSONNEL								
61000 Wages and Salaries	366,405	2,518,338	311,603	303,828	228,253	76,329	114,840	\$3,919,596
61010 Overtime Compensation								\$0
61020 Holiday Pay								\$0
62000 FICA Contribution	22,718	156,137	19,320	18,836	14,152	4,731	7,120	\$243,014
62010 Medicare Contribution	5,313	36,516	4,518	4,406	3,310	1,107	1,665	\$56,835
62100 401k DC Ret Emplr Contr	5,417	42,561	10,516	9,919	3,782	1,527	1,856	\$75,578
62101 Retirement Contributions		15,732						\$15,732
62200 Health Insurance Premium	14,288	196,017	28,749	44,082	28,923	14,636	14,636	\$341,331
62211 Personnel Insurance	4,921	21,320	4,545	3,777	2,497	687	835	\$38,582
TOTAL PERSONNEL	\$419,062	\$2,986,621	\$379,251	\$384,848	\$280,917	\$99,017	\$140,952	\$4,690,668
NUMBER OF POSITIONS	10	86	10	9	6	2	10	133
OTHER EXPENSES								
69000 Other Expense								0
64060 Utilities-Power								0
69010 Public Auditor 1% Fee	4,191	29,866	3,793	3,848	2,809	990	1,410	46,907
TOTAL OTHER EXPENSES	\$4,191	\$29,866	\$3,793	\$3,848	\$2,809	\$990	\$1,410	\$46,907
GRAND TOTAL	\$423,253	\$3,016,487	\$383,044	\$388,696	\$283,726	\$100,007	\$142,362	\$4,737,575

COMMONWEALTH OF THE NORTHERN MARIANA ISLANDS
GOVERNOR'S BUDGET PROPOSAL
FISCAL YEAR 2025
CONSOLIDATED SUMMARY BY DEPARTMENT - SCHEDULE C

DEPARTMENT OF FINANCE

Object Classification	Secretary of Finance 11170100	Financial Services 11170800	Treasury 11170700	Revenue & Taxation 11170500	Procurement & Supply 11170400	Division of Customs & Quarantine Services 11170900	Office of Information Technology 11170200	Passport Office 11171000	Total
PERSONNEL									
61000 Wages and Salaries-Civil SVS	554,741	854,878	230,727	1,421,185	328,709	2,516,932	406,786	78,348	\$6,392,306
61010 Overtime Compensation	0	0	0	0	0	0	0	0	\$0
61020 Holiday Pay	0	0	0	0	0	0	0	0	\$0
62000 FICA Contribution	34,394	53,002	14,305	88,113	20,380	156,050	25,221	4,858	\$396,323
62010 Medicare Contribution	8,044	12,396	3,346	20,607	4,766	36,496	5,898	1,136	\$92,689
62100 401k DC Ret Emplr Contr	4,745	16,727	0	16,753	743	24,507	0	0	\$63,475
62101 Retirement Contributions	7,838	0	0	0	11,028	0	0	0	\$18,866
62200 Health Insurance Premium	54,764	50,877	23,957	103,848	14,114	223,897	21,606	0	\$493,063
62211 Personnel Insurance	5,406	11,529	2,008	10,900	3,407	21,594	1,013	0	\$55,857
TOTAL PERSONNEL	\$669,932	\$999,409	\$274,343	\$1,661,406	\$383,147	\$2,979,476	\$460,524	\$84,342	\$7,512,579
NUMBER OF POSITIONS	18	27	15	64	11	105	13	3	256
OTHER EXPENSES									
69000 Other Expense	0	0	0	0	0	0	0	0	0
64060 Utilities-Power	0	0	0	0	0	0	0	0	0
69010 Public Auditor 1% Fee	6,699	9,994	2,743	16,614	3,831	29,795	4,605	843	75,124
TOTAL OTHER EXPENSES	\$6,699	\$9,994	\$2,743	\$16,614	\$3,831	\$29,795	\$4,605	\$843	\$75,124
GRAND TOTAL	\$676,631	\$1,009,403	\$277,086	\$1,678,020	\$386,978	\$3,009,271	\$465,129	\$85,185	\$7,587,703

**COMMONWEALTH OF THE NORTHERN MARIANA ISLANDS
GOVERNOR'S BUDGET PROPOSAL
FISCAL YEAR 2025
CONSOLIDATED SUMMARY BY DEPARTMENT - SCHEDULE C**

DEPARTMENT OF LABOR

Object Classification	Secretary of Labor 11180100	Administrative Hearing Office 11180400	Employment Services 11180500	Labor Enforcement Fund 11180700	Total
PERSONNEL					
61000 Wages and Salaries	\$155,500	\$74,375	\$235,153	\$179,548	\$644,576
61010 Overtime Compensation	0	0	0	0	\$0
61020 Holiday Pay	0	0	0	0	\$0
62000 FICA Contribution	9,641	4,611	14,579	11,132	\$39,963
62010 Medicare Contribution	2,255	1,078	3,410	2,603	\$9,346
62100 401k DC Ret Emplr Contr	3,198	2,975	948	1,919	\$9,040
62101 Retirement Contributions	0	0	13,405	0	\$13,405
62200 Health Insurance Premium	18,221	3,049	0	16,496	\$37,766
62211 Personnel Insurance	1,507	0	3,094	1,371	\$5,972
TOTAL PERSONNEL	\$190,322	\$86,088	\$270,589	\$213,069	\$760,068
NUMBER OF POSITIONS	4	1	8	7	20
OTHER EXPENSES					
69000 Other Expense	0	0	0	0	0
64060 Utilities-Power	0	0	0	0	0
69010 Public Auditor 1% Fee	1,903	861	2,706	2,131	7,601
TOTAL OTHER EXPENSES	\$1,903	\$861	\$2,706	\$2,131	\$7,601
GRAND TOTAL	\$192,225	\$86,949	\$273,295	\$215,200	\$767,669

**COMMONWEALTH OF THE NORTHERN MARIANA ISLANDS
GOVERNOR'S BUDGET PROPOSAL
FISCAL YEAR 2025
CONSOLIDATED SUMMARY BY DEPARTMENT - SCHEDULE C**

DEPARTMENT OF LANDS AND NATURAL RESOURCES

Object Classification	Secretary of DLNR 11190100	Agriculture 11190700	Fish & Wildlife 11190800	Parks & Recreation 11190400	Soil & Water Conservation 11190500	Land Registration 11190900	Total
PERSONNEL							
61000 Wages and Salaries	237,271	436,173	208,643	449,011	1	187,291	\$1,518,390
61010 Overtime Compensation							\$0
61020 Holiday Pay							\$0
62000 FICA Contribution	14,711	27,043	12,936	27,839		11,611	\$94,140
62010 Medicare Contribution	3,440	6,325	3,025	6,511		2,716	\$22,017
62100 401k DC Ret Emplr Contr	1,270	2,431	1,738	1,666		3,218	\$10,323
62101 Retirement Contributions	15,704						\$15,704
62200 Health Insurance Premium	14,288	35,371		28,662			\$78,321
62211 Personnel Insurance	1,175	6,445	448	5,317		1,992	\$15,377
TOTAL PERSONNEL	\$287,859	\$513,788	\$226,790	\$519,006	\$1	\$206,828	\$1,754,272
NUMBER OF POSITIONS	6	18	14	40	1	11	90
OTHER EXPENSES							
69000 Other Expense							0
64060 Utilities-Power							0
69010 Public Auditor 1% Fee	2,879	5,138	2,268	5,190	0	2,068	17,543
TOTAL OTHER EXPENSES	\$2,879	\$5,138	\$2,268	\$5,190	\$0	\$2,068	\$17,543
GRAND TOTAL	\$290,738	\$518,926	\$229,058	\$524,196	\$1	\$208,896	\$1,771,815

**COMMONWEALTH OF THE NORTHERN MARIANA ISLANDS
GOVERNOR'S BUDGET PROPOSAL
FISCAL YEAR 2025
CONSOLIDATED SUMMARY BY DEPARTMENT - SCHEDULE C**

DEPARTMENT OF PUBLIC SAFETY

Object Classification	DPS Commissioner 11150400	Police 11150500	Administrative Division 11150100	Motor Vehicle Division 11150300	Total
PERSONNEL					
61000 Wages and Salaries	47,250	3,973,620	406,281	238,722	\$4,665,873
61010 Overtime Compensation	0	0	0	0	\$0
61020 Holiday Pay	0	0	0	0	\$0
62000 FICA Contribution	2,930	246,364	25,189	14,801	\$289,284
62010 Medicare Contribution	685	57,617	5,891	3,461	\$67,654
62100 401k DC Ret Emplr Contr	1,890	45,286	0	0	\$47,176
62101 Retirement Contributions	0	10,753	0	0	\$10,753
62200 Health Insurance Premium	0	411,988	25,156	15,399	\$452,543
62211 Personnel Insurance	0	39,309	5,550	1,037	\$45,896
TOTAL PERSONNEL	\$52,755	\$4,784,937	\$468,067	\$273,420	\$5,579,179
NUMBER OF POSITIONS	1	185	13	12	211
OTHER EXPENSES					
69000 Other Expense	0	0	0	0	0
64060 Utilities-Power	0	0	0	0	0
69010 Public Auditor 1% Fee	528	47,849	4,681	2,734	55,792
TOTAL OTHER EXPENSES	\$528	\$47,849	\$4,681	\$2,734	\$55,792
GRAND TOTAL	\$53,283	\$4,832,786	\$472,748	\$276,154	\$5,634,971

**COMMONWEALTH OF THE NORTHERN MARIANA ISLANDS
GOVERNOR'S BUDGET PROPOSAL
FISCAL YEAR 2025
CONSOLIDATED SUMMARY BY DEPARTMENT - SCHEDULE C**

DEPARTMENT OF PUBLIC WORKS

Object Classification	Secretary of Public Works 11200100	Building Safety Code 11200200	Roads and Grounds Division 11200500	Technical Services Division 11200700	Solid Waste Management Division 11200600	Total
PERSONNEL						
61000 Wages and Salaries	358,167	409,474	409,947	595,559	637,452	\$2,410,599
61010 Overtime Compensation	0	0	0	0	0	\$0
61020 Holiday Pay	0	0	0	0	0	\$0
62000 FICA Contribution	22,206	25,387	25,417	36,925	39,522	\$149,457
62010 Medicare Contribution	5,193	5,937	5,944	8,636	9,243	\$34,953
62100 401k DC Ret Emplr Contr	5,413	7,260	0	3,941	5,061	\$21,675
62101 Retirement Contributions	12,159	0	0	0	0	\$12,159
62200 Health Insurance Premium	7,144	23,698	35,546	49,723	25,265	\$141,376
62211 Personnel Insurance	4,488	4,819	3,460	5,187	4,178	\$22,132
TOTAL PERSONNEL	\$414,770	\$476,575	\$480,314	\$699,971	\$720,721	\$2,792,351
NUMBER OF POSITIONS	10	13	22	21	36	102
OTHER EXPENSES						
69000 Other Expense	0	0	0	0	0	\$0
64060 Utilities-Power	0	0	0	0	0	\$0
69010 Public Auditor 1% Fee	4,148	4,766	4,803	7,000	7,207	\$27,924
TOTAL OTHER EXPENSES	\$4,148	\$4,766	\$4,803	\$7,000	\$7,207	\$27,924
GRAND TOTAL	\$418,918	\$481,341	\$485,117	\$706,971	\$727,928	\$2,820,275

**COMMONWEALTH OF THE NORTHERN MARIANA ISLANDS
GOVERNOR'S BUDGET PROPOSAL
FISCAL YEAR 2025
CONSOLIDATED SUMMARY BY DEPARTMENT - SCHEDULE C**

FIRST SENATORIAL DISTRICT - ROTA

Object Classification	Mayor Rota 12270100	Municipal Council Rota 12710100	Finance and Accounting Rota 12170800	Revenue and Taxation Rota 12170500	Procurement and Supply Rota 12170400	Customs Service Rota 12170900	Historic Preservation Rota 12120600
PERSONNEL							
61000 Wages and Salaries	\$1,897,625	\$139,238	\$119,219	\$75,545	\$54,443	\$303,004	\$65,777
61010 Overtime Compensation							
61020 Holiday Pay							
62000 FICA Contribution	117,653	8,633	7,392	4,684	3,375	18,786	4,078
62010 Medicare Contribution	27,516	2,019	1,729	1,095	789	4,394	954
62100 401k DC Ret Emplr Contr	8,890		1,045	3,022		3,484	780
62101 Retirement Contributions	0		0	0		9,303	
62200 Health Insurance Premium	83,460		0	3,485	10,629	11,151	7,144
62211 Personnel Insurance	4,870		1,165	1,071	980	3,362	895
TOTAL PERSONNEL	\$2,140,014	\$149,890	\$130,550	\$88,902	\$70,216	\$353,484	\$79,628
NUMBER OF POSITIONS	103	8	4	4	2	15	3
OTHER EXPENSES							
69000 Other Expense							
64060 Utilities-Power	250,000						
69010 Public Auditor 1% Fee	23,900	1,499	1,305	889	702	3,535	796
TOTAL OTHER EXPENSES	\$273,900	\$1,499	\$1,305	\$889	\$702	\$3,535	\$796
GRAND TOTAL	\$2,413,914	\$151,389	\$131,855	\$89,791	\$70,918	\$357,019	\$80,424

**COMMONWEALTH OF THE NORTHERN MARIANA ISLANDS
GOVERNOR'S BUDGET PROPOSAL
FISCAL YEAR 2025
CONSOLIDATED SUMMARY BY DEPARTMENT - SCHEDULE C**

FIRST SENATORIAL DISTRICT - ROTA

Object Classification	Sports and Recreation Rota 12120400	Labor Rota 12180100	Economic Development 12160300	Police Rota 12150500	Fire & EMS Rota 12140100	Agriculture Rota 12190700	Fish and Wildlife Rota 12190800
PERSONNEL							
61000 Wages and Salaries	\$215,851	\$159,464	\$122,473	\$1,150,640	\$852,597	\$326,341	\$119,268
61010 Overtime Compensation							
61020 Holiday Pay							
62000 FICA Contribution	13,383	9,887	7,593	71,340	52,861	20,233	7,395
62010 Medicare Contribution	3,130	2,312	1,776	16,684	12,363	4,732	1,729
62100 401k DC Ret Emplr Contr	3,021			19,660	11,332	2,755	0
62101 Retirement Contributions					13,590	13,087	0
62200 Health Insurance Premium	24,829	22,302	7,144	159,953	56,454	43,560	11,151
62211 Personnel Insurance	2,972	1,853	1,575	10,158	5,058	5,092	1,335
TOTAL PERSONNEL	\$263,186	\$195,818	\$140,561	\$1,428,435	\$1,004,255	\$415,800	\$140,878
NUMBER OF POSITIONS	9	5	4	47	29	12	5
OTHER EXPENSES							
69000 Other Expense							
64060 Utilities-Power							
69010 Public Auditor 1% Fee	2,632	1,958	1,406	14,284	10,043	4,158	1,409
TOTAL OTHER EXPENSES	\$2,632	\$1,958	\$1,406	\$14,284	\$10,043	\$4,158	\$1,409
GRAND TOTAL	\$265,818	\$197,776	\$141,967	\$1,442,719	\$1,014,298	\$419,958	\$142,287

**COMMONWEALTH OF THE NORTHERN MARIANA ISLANDS
GOVERNOR'S BUDGET PROPOSAL
FISCAL YEAR 2025
CONSOLIDATED SUMMARY BY DEPARTMENT - SCHEDULE C**

FIRST SENATORIAL DISTRICT - ROTA

Object Classification	Parks and Recreation Rota 12190400	Soil and Water Conservation Rota 12190500	Land Registration Rota 12190900	Operations and Maintenance (DPW) Rota 12200100	Public Library Rota 12880900	Total
PERSONNEL						
61000 Wages and Salaries	\$73,244	\$21,493	\$51,910	\$500,219	\$15,275	\$6,263,626
61010 Overtime Compensation						\$0
61020 Holiday Pay						\$0
62000 FICA Contribution	4,541	1,333	3,218	31,014	947	\$388,346
62010 Medicare Contribution	1,062	312	753	7,253	221	\$90,823
62100 401k DC Ret Emplr Contr				4,581		\$58,570
62101 Retirement Contributions						\$35,980
62200 Health Insurance Premium	11,151			21,780		\$474,193
62211 Personnel Insurance	518			5,448	275	\$46,627
TOTAL PERSONNEL	\$90,516	\$23,138	\$55,881	\$570,295	\$16,718	\$7,358,165
NUMBER OF POSITIONS	4	1	2	22	1	280
OTHER EXPENSES						
69000 Other Expense						0
64060 Utilities-Power						250,000
69010 Public Auditor 1% Fee	905	231	559	5,703	167	76,081
TOTAL OTHER EXPENSES	\$905	\$231	\$559	\$5,703	\$167	\$326,081
GRAND TOTAL	\$91,421	\$23,369	\$56,440	\$575,998	\$16,885	\$7,684,246

COMMONWEALTH OF THE NORTHERN MARIANA ISLANDS
GOVERNOR'S BUDGET PROPOSAL
FISCAL YEAR 2025
CONSOLIDATED SUMMARY BY DEPARTMENT - SCHEDULE C

SECOND SENATORIAL DISTRICT - TINIAN

Object Classification	Mayor Tinian 13270100	Municipal Council Tinian 13710100	Finance and Accounting Tinian 13170800	Revenue and Taxation Tinian 13170500	Procurement and Supply Tinian 13170400	Customs Service Tinian 13170900	Historic Preservation Tinian 13120600	Office of Aging Tinian 13120700
PERSONNEL								
61000 Wages and Salaries	2,182,563	160,125	61,125	72,306	22,568	273,723	47,618	64,057
61010 Overtime Compensation	0	0	0	0	0	0	0	0
61020 Holiday Pay	0	0	0	0	0	0	0	0
62000 FICA Contribution	135,317	9,928	3,790	4,483	1,399	16,971	2,952	3,972
62010 Medicare Contribution	31,647	2,322	886	1,048	327	3,969	690	929
62100 401k DC Ret Emplr Contr	32,729	2,730	1,400	1,210	0	5,760	1,045	2,562
62101 Retirement Contributions	22,500	0	0	0	0	0	0	0
62200 Health Insurance Premium	150,367	0	7,144	7,144	0	28,750	0	3,485
62211 Personnel Insurance	25,614	347	1,100	544	0	4,259	0	1,236
TOTAL PERSONNEL	\$2,580,737	\$175,452	\$75,445	\$86,735	\$24,294	\$333,432	\$52,305	\$76,241
NUMBER OF POSITIONS	135	7	2	3	1	11	2	3
OTHER EXPENSES								
69000 Other Expense	0	0	0	0	0	0	0	0
64060 Utilities-Power	250,000	0	0	0	0	0	0	0
69010 Public Auditor 1% Fee	28,307	1,755	754	867	243	3,334	523	762
TOTAL OTHER EXPENSES	\$278,307	\$1,755	\$754	\$867	\$243	\$3,334	\$523	\$762
GRAND TOTAL	\$2,859,044	\$177,207	\$76,199	\$87,602	\$24,537	\$336,766	\$52,828	\$77,003

**COMMONWEALTH OF THE NORTHERN MARIANA ISLANDS
GOVERNOR'S BUDGET PROPOSAL
FISCAL YEAR 2025
CONSOLIDATED SUMMARY BY DEPARTMENT - SCHEDULE C**

SECOND SENATORIAL DISTRICT - TINIAN

Object Classification	Sports and Recreation	Labor	Economic Development	Police	Fire and EMS	Agriculture	Fish and Wildlife	Parks and Recreation
	Tinian 13120400	Tinian 13180100	Tinian 13160300	Tinian 13150500	Tinian 13140100	Tinian 13190700	Tinian 13190800	Tinian 13190400
PERSONNEL								
61000 Wages and Salaries	125,584	203,944	120,857	667,990	733,245	229,386	62,726	58,261
61010 Overtime Compensation	0	0	0	0	0	0	0	0
61020 Holiday Pay	0	0	0	0	0	0	0	0
62000 FICA Contribution	7,786	12,644	7,493	41,415	45,461	14,222	3,889	3,612
62010 Medicare Contribution	1,821	2,957	1,752	9,686	10,632	3,326	910	845
62100 401k DC Ret Emplr Contr	3,978	0	3,413	7,390	19,118	1,400	1,898	860
62101 Retirement Contributions	0	0	0	10,500	0	6,448	0	0
62200 Health Insurance Premium	18,121	21,084	0	87,467	102,103	25,438	3,485	0
62211 Personnel Insurance	1,244	3,071	1,536	9,656	5,475	3,826	854	387
TOTAL PERSONNEL	\$158,534	\$243,700	\$135,051	\$834,104	\$916,034	\$284,046	\$73,762	\$63,965
NUMBER OF POSITIONS	5	9	6	39	28	9	5	3
OTHER EXPENSES								
69000 Other Expense	0	0	0	0	0	0	0	0
64060 Utilities-Power	0	0	0	0	0	0	0	0
69010 Public Auditor 1% Fee	1,585	2,437	1,351	8,341	9,160	2,840	738	640
TOTAL OTHER EXPENSES	\$1,585	\$2,437	\$1,351	\$8,341	\$9,160	\$2,840	\$738	\$640
GRAND TOTAL	\$160,119	\$246,137	\$136,402	\$842,445	\$925,194	\$286,886	\$74,500	\$64,605

**COMMONWEALTH OF THE NORTHERN MARIANA ISLANDS
GOVERNOR'S BUDGET PROPOSAL
FISCAL YEAR 2025
CONSOLIDATED SUMMARY BY DEPARTMENT - SCHEDULE C**

SECOND SENATORIAL DISTRICT - TINIAN

Object Classification	Soil and Water Conservation Tinian 13190500	Operation and Maintenance (DPW) Tinian 13200100	Tinian Public Library 13880900	Total	
PERSONNEL					
61000 Wages and Salaries		1	172,360	49,875	\$5,308,314
61010 Overtime Compensation		0	0	0	\$0
61020 Holiday Pay		0	0	0	\$0
62000 FICA Contribution		0	10,686	3,092	\$329,112
62010 Medicare Contribution		0	2,499	723	\$76,969
62100 401k DC Ret Emplr Contr		0	3,775	1,330	\$90,598
62101 Retirement Contributions		0	0	0	\$39,448
62200 Health Insurance Premium		0	14,288	0	\$468,876
62211 Personnel Insurance		0	1,843	898	\$61,890
TOTAL PERSONNEL	\$1	\$205,451	\$55,918	\$6,375,207	
NUMBER OF POSITIONS	1	9	3	281	
OTHER EXPENSES					
69000 Other Expense		1	0	0	1
64060 Utilities-Power		0	0	0	250,000
69010 Public Auditor 1% Fee			2,055	559	66,251
TOTAL OTHER EXPENSES	\$1	\$2,055	\$559	\$316,252	
GRAND TOTAL	\$2	\$207,506	\$56,477	\$6,691,459	

**COMMONWEALTH OF THE NORTHERN MARIANA ISLANDS
GOVERNOR'S BUDGET PROPOSAL
FISCAL YEAR 2025
CONSOLIDATED SUMMARY BY DEPARTMENT - SCHEDULE C**

THIRD SENATORIAL DISTRICT - SAIPAN AND NORTHERN ISLANDS

Object Classification	Mayor Northern			Total
	Mayor Saipan 11270100	Islands 14270100	Municipal Council Saipan 11710100	
PERSONNEL				
61000 Wages and Salaries-Civil SVS	1,987,692	312,129	114,286	\$2,414,107
61010 Overtime Compensation	0	0	0	\$0
61020 Holiday Pay	0	0	0	\$0
62000 FICA Contribution	123,237	19,352	7,086	\$149,675
62010 Medicare Contribution	28,822	4,526	1,657	\$35,005
62100 401k DC Ret Emplr Contr	13,108	7,585	0	\$20,693
62101 Retirement Contributions	17,308	0	0	\$17,308
62200 Health Insurance Premium	97,401	6,970	0	\$104,371
62211 Personnel Insurance	12,752	646	695	\$14,093
TOTAL PERSONNEL	\$2,280,320	\$351,208	\$123,724	\$2,755,252
NUMBER OF POSITIONS	81	17	5	103
OTHER EXPENSES				
69000 Other Expense	0	0	0	0
64060 Utilities-Power	0	0	0	0
69010 Public Auditor 1% Fee	22,803	3,512	1,237	27,552
TOTAL OTHER EXPENSES	\$22,803	\$3,512	\$1,237	\$27,552
GRAND TOTAL	\$2,303,123	\$354,720	\$124,961	\$2,782,804

**COMMONWEALTH OF THE NORTHERN MARIANA ISLANDS
GOVERNOR'S BUDGET PROPOSAL
FISCAL YEAR 2025
CONSOLIDATED SUMMARY BY DEPARTMENT - SCHEDULE C**

BOARDS AND COMMISSION

Object Classification	Civil Service Commission 11110700	Office of Personnel Management Saipan 11111100	Office of Personnel Management Tinian 13111100	Office of Personnel Management Rota 12111100	Commonwealth Election Commission 11110200	Board of Professional Licensing 11110500	Commonwealth Public Utilities Commission 11110800
PERSONNEL							
61000 Wages and Salaries	\$88,783	\$646,662	\$26,125	\$50,184	\$170,625	\$71,995	\$43,750
61200 Board & Other Compensation							
61010 Overtime Compensation							
61020 Holiday Pay							
62000 FICA Contribution	5,505	40,092	1,620	3,111	10,579	4,464	2,713
62010 Medicare Contribution	1,287	9,377	379	728	2,474	1,044	634
62100 401k DC Ret Emplr Contr	1,270	5,236	1,045		4,900	2,100	
62101 Retirement Contributions							
62200 Health Insurance Premium	11151	61681	11151	11151	25787		
62211 Personnel Insurance	1,027	7,518	470	600	866	945	
TOTAL PERSONNEL	\$109,023	\$770,566	\$40,790	\$65,774	\$215,231	\$80,548	\$47,097
NUMBER OF POSITIONS	2	19	1	2	6	2	1
OTHER EXPENSES							
69000 Other Expense							
64060 Utilities-Power							
69010 Public Auditor 1% Fee	1,090	7,706	408	658	2,152	805	471
TOTAL OTHER EXPENSES	\$1,090	\$7,706	\$408	\$658	\$2,152	\$805	\$471
GRAND TOTAL	\$110,113	\$778,272	\$41,198	\$66,432	\$217,383	\$81,353	\$47,568

**COMMONWEALTH OF THE NORTHERN MARIANA ISLANDS
GOVERNOR'S BUDGET PROPOSAL
FISCAL YEAR 2025
CONSOLIDATED SUMMARY BY DEPARTMENT - SCHEDULE C**

BOARDS AND COMMISSION

Object Classification	Commonwealth Casino Commission 11111200	Commonwealth Cannabis Commission 11110900	CNMI Cannabis Commission Board 11111000	Total
PERSONNEL				
61000 Wages and Salaries	\$1	\$103,250		\$1,201,375
61200 Board & Other Compensation			275,000	\$275,000
61010 Overtime Compensation				\$0
61020 Holiday Pay				\$0
62000 FICA Contribution		6,401		\$74,485
62010 Medicare Contribution		1,497		\$17,420
62100 401k DC Ret Emplr Contr		1,330		\$15,881
62101 Retirement Contributions				\$0
62200 Health Insurance Premium		14636		\$135,557
62211 Personnel Insurance		599		\$12,025
TOTAL PERSONNEL	\$1	\$127,713	\$275,000	\$1,731,743
NUMBER OF POSITIONS	0	3	0	36
OTHER EXPENSES				
69000 Other Expense	1			1
64060 Utilities-Power				0
69010 Public Auditor 1% Fee		1,277	2,750	17,317
TOTAL OTHER EXPENSES	\$1	\$1,277	\$2,750	\$17,318
GRAND TOTAL	\$2	\$128,990	\$277,750	\$1,749,061

**COMMONWEALTH OF THE NORTHERN MARIANA ISLANDS
GOVERNOR'S BUDGET PROPOSAL
FISCAL YEAR 2025
CONSOLIDATED SUMMARY BY DEPARTMENT - SCHEDULE C**

INDEPENDENT PROGRAMS

Object Classification	CNMI Scholarship Office 11881400	Substance Abuse Prevention 11881500	Public Assistance Matching 1515	Elected Attorney General 11880500	Active Employees DC Employer Contributions 11881600	GHLI Retirees 11881700	NM Sports Association 11883100	Employees Health Insurance Employer Contributions 11881800	25% Retirees' Pension Benefits 11884200
PERSONNEL									
61000 Wages and Salaries	198,903	310,344		2,188,730		1			1
61200 Board & Other Compensation									
61010 Overtime Compensation									
61020 Holiday Pay									
62000 FICA Contribution	12,333	19,241		135,702					
62010 Medicare Contribution	2,884	4,500		31,737					
62100 401k DC Ret Emplr Contr	2,052			43,447					
62101 Retirement Contributions				48,607					
62200 Health Insurance Premium	21,779	25,265		177,376					
62210 Life Insurance Contributions									
62211 Personnel Insurance	2,718	1,625		22,274					
TOTAL PERSONNEL	\$240,669	\$360,975	\$0	\$2,647,873	\$0	\$1	\$0	\$0	\$1
NUMBER OF POSITIONS	7	15	0	53	0	0	0	0	0
OTHER EXPENSES									
69000 Other Expense									
64060 Utilities-Power									
69010 Public Auditor 1% Fee	2,407	3,610		26,479		0			
TOTAL OTHER EXPENSES	\$2,407	\$3,610	\$0	\$26,479	\$0	\$0	\$0	\$0	\$0
GRAND TOTAL	\$243,076	\$364,585	\$0	\$2,674,352	\$0	\$1	\$0	\$0	\$1

**COMMONWEALTH OF THE NORTHERN MARIANA ISLANDS
GOVERNOR'S BUDGET PROPOSAL
FISCAL YEAR 2025
CONSOLIDATED SUMMARY BY DEPARTMENT - SCHEDULE C**

INDEPENDENT PROGRAMS

Object Classification	Govt Utilities UNASSIGNED	Joeten Kiyu Public Library 11880900	General Fund Deficit Reduction 11884500	NMIRF - Gov/Lt. Gov Pension 11881900	Judgements Against Government 11884600	Coomonwealth Museum 11880200	Government Operational 11884400	Total
PERSONNEL								
61000 Wages and Salaries		415,040				117,250		\$3,230,269
61200 Board & Other Compensation				77,480				\$77,480
61010 Overtime Compensation								\$0
61020 Holiday Pay								\$0
62000 FICA Contribution		25,732				7,269		\$200,277
62010 Medicare Contribution		6,018				1,700		\$46,839
62100 401k DC Ret Emplr Contr		2,373				1,470		\$49,342
62101 Retirement Contributions								\$48,607
62200 Health Insurance Premium		46,871						\$271,291
62210 Life Insurance Contributions				1,395				\$1,395
62211 Personnel Insurance		3,296				662		\$30,575
TOTAL PERSONNEL	\$0	\$499,330	\$0	\$78,875	\$0	\$128,351	\$0	\$3,956,075
NUMBER OF POSITIONS	0	15	0	0	0	4	0	94
OTHER EXPENSES								
69000 Other Expense						0	1	\$1
64060 Utilities-Power	1,800,000							\$1,800,000
69010 Public Auditor 1% Fee	18,000	4,993		789		1,284		\$57,562
TOTAL OTHER EXPENSES	\$1,818,000	\$4,993	\$0	\$789	\$0	\$1,284	\$1	\$1,857,563
GRAND TOTAL	\$1,818,000	\$504,323	\$0	\$79,664	\$0	\$129,635	\$1	\$5,813,638

**COMMONWEALTH OF THE NORTHERN MARIANA ISLANDS
GOVERNOR'S BUDGET PROPOSAL
FISCAL YEAR 2025
CONSOLIDATED SUMMARY BY DEPARTMENT - SCHEDULE C**

OTHER PROGRAMS

Object Classification	Commonwealth Healthcare Corp. Subsidy 11850100	Health Network Program 11850700	Northern Marianas College 11881000	NMC Board of Regents 11882100	Marianas Visitors' Authority 11881300	Public School System 11881100	PSS Board 11882000	NMTI 11883500	Total
PERSONNEL									
61000 Wages and Salaries-Civil SVS									\$0
61010 Overtime Compensation									\$0
61020 Holiday Pay									\$0
62000 FICA Contribution									\$0
62010 Medicare Contribution									\$0
62100 401k DC Ret Emplr Contr									\$0
62101 Retirement Contributions									\$0
62200 Health Insurance Premium									\$0
62211 Personnel Insurance									\$0
TOTAL PERSONNEL	\$0	\$0	\$0	\$0	\$0	\$0	\$0	\$0	\$0
NUMBER OF POSITIONS	0	0	178	0	41	972	6	0	1,197
OTHER EXPENSES									
69000 Other Expense	1	792,079	3,909,745	50,651	1	27,440,963	151615	1	32,345,056
64060 Utilities-Power							0		0
69010 Public Auditor 1% Fee		7,921	39097	507		274,409	\$1,516		323,450
TOTAL OTHER EXPENSES	\$1	\$800,000	\$3,948,842	\$51,158	\$1	\$27,715,372	\$153,131	\$1	\$32,668,506
GRAND TOTAL	\$1	\$800,000	\$3,948,842	\$51,158	\$1	\$27,715,372	\$153,131	\$1	\$32,668,506

**COMMONWEALTH OF THE NORTHERN MARIANA ISLANDS
GOVERNOR'S BUDGET PROPOSAL
FISCAL YEAR 2025
CONSOLIDATED SUMMARY BY DEPARTMENT - SCHEDULE C**

Public Lands

Object Classification	Department of Public Lands	Total
PERSONNEL		
61090 Wages and Salaries-Civil SVS	2,725,238	\$2,725,238
61180 Personnel Insurance	44,982	\$44,982
61195 401k DC Ret Emplr Contr	31,825	\$31,825
61196 FICA Contribution	168,965	\$168,965
61210 Health Insurance Premium	200,580	\$200,580
61220 Medicare Contribution	39,516	\$39,516
TOTAL PERSONNEL	\$3,211,106	\$3,211,106
NUMBER OF POSITIONS	81	81
OTHER EXPENSES		
63000 Professional Services	683,000	683,000
63100 Repair and Maintenance	255,500	255,500
63200 Personnel Training Costs	8,000	8,000
63300 Cleaning Services	62,600	62,600
64040 Licenses and Fees	37,500	37,500
64050 Insurance	68,000	68,000
64060 Utilities-Power	153,500	153,500
64080 Dues and Subscriptions	1,651	1,651
64090 Communications	26,200	26,200
64730 Rental-Office Equipment	4,500	4,500
64790 Rental Offices	224,000	224,000
64100 Printing and Photocopying	15,819	15,819
64110Advertising	31,300	31,300
64800 TRAVEL	60,000	60,000
65000 Office Supplies	22,276	22,276
65010 Operational Supplies	78,700	78,700
65030 Fuel & Lubricate	111,000	111,000
65040 Office Furniture & Fixture	15,000	15,000
65800 Books and Library Materials	200	200
65900 Freight and Handling	6,500	6,500
66040 Machinery	14,000	14,000
66060 Vehicles - Pub Ser & Admin.	270,000	270,000
66070 Technology Equipment	31,000	31,000
69000 Other Expenses	119,613	119,613
69010 Public Auditor 1% Fee	55,110	55,110
TOTAL OTHER EXPENSES	\$2,354,969	\$2,354,969
GRAND TOTAL	\$5,566,075	\$5,566,075

COMMONWEALTH OF THE NORTHERN MARIANA ISLANDS

DEPARTMENT: JUDICIAL BRANCH
 DIVISION: JUSTICES AND JUDGES
 ORG: 11510600

ORG	OBJECT	DESCRIPTION	2022 ACTUAL	2023 ACTUAL	2024 BUDGET PL 23-09	2025 DEPARTMENT SUBMISSION	2025 GOVERNOR'S PROPOSAL
11510600	61000	WAGES & SALARIES	956,262	937,250	1,161,874	985,000	985,000
11510600	61020	HOLIDAY PAY	0	60,678	0	0	0
11510600	62000	FICA CONTRIBUTION	59,288	61,871	0	61,070	61,070
11510600	62010	MEDICARE CONTRIBUTION	13,866	14,470	0	14,283	14,283
11510600	62100	401K EMPLOYER CONTRIBUTION	9,310	9,658	0	9,840	9,840
11510600	62200	HEALTH INSURANCE PREMIUM	82,784	87,746	0	54,884	54,885
11510600	62211	PERSONNEL INSURANCE	4,702	4,987	0	5,733	15,390
TOTAL PERSONNEL			1,126,212	1,176,660	1,161,874	1,130,810	1,140,468
11510600	69000	OTHER EXPENSES	0	0	11,619	0	0
TOTAL OTHER EXPENSES			0	0	11,619	0	0
11510600	64060	UTILITIES	0	0	0	0	0
TOTAL PERSONNEL, OTHER EXPENSES, AND UTILITIES			1,126,212	1,176,660	1,173,493	1,130,810	1,140,468
11510600	69010	PUBLIC AUDITOR 1% FEE	0	11,864	0	11,619	11,405
GRAND TOTAL			1,126,212	1,188,524	1,173,493	1,142,429	1,151,873
NUMBER OF POSITIONS			8	8	8	8	8

GENERAL FUND

Budget Year: 2025

Department: Judicial Branch
Division/Activity: Justices & Judges
Org Code: 11510600

NOP	Job Class Code	Position	Employee	Employee Number	Personnel Status Code	Pay Grade/Step	Annual Salary	Allocation Percent	Allocation Salary	Total Fringe Benefits	Total
1	9028	CHIEF JUSTICE	ALEXANDRO C. CASTRO	2955	AP	UNG	130,000	100.00%	130,000	9,945	139,945
1	9014	ASSOCIATE JUSTICE	JOHN A. MANGLONA	2948	EL	UNG	126,000	100.00%	126,000	19,051	145,051
1	9013	ASSOCIATE JUDGE	JOSEPH JAMES N. CAMACHO	2994	EL	UNG	120,000	100.00%	120,000	27,291	147,291
1	9013	ASSOCIATE JUDGE	KENNETH L. GOVENDO	2933	EL	UNG	120,000	100.00%	120,000	18,484	138,484
1	9013	ASSOCIATE JUDGE	LILLIAN A. TENORIO		APT	UNG	120,000	100.00%	120,000	11,340	131,340
1	9014	ASSOCIATE JUSTICE	PERRY B. INOS	2956	EL	UNG	126,000	100.00%	126,000	24,091	150,091
1	9097	PRESIDING JUDGE	ROBERT C. NARAJA	2982	EL	UNG	123,000	100.00%	123,000	22,775	145,775
1	9013	ASSOCIATE JUDGE	TERESA K. KIM-TENORIO	3012	EL	UNG	120,000	100.00%	120,000	22,491	142,491
8									985,000	155,468	1,140,468

COMMONWEALTH OF THE NORTHERN MARIANA ISLANDS

DEPARTMENT: JUDICIAL BRANCH
 DIVISION: CNMI SUPREME COURT
 ORG: 11510400

ORG	OBJECT	DESCRIPTION	2022 ACTUAL	2023 ACTUAL	2024 BUDGET PL 23-09	2025 DEPARTMENT SUBMISSION	2025 GOVERNOR'S PROPOSAL
11510400	61000	WAGES & SALARIES	345,223	405,139	451,185	470,176	380,964
11510400	61020	HOLIDAY PAY	0	13,590	0	0	0
11510400	62000	FICA CONTRIBUTION	21,536	26,182	0	29,151	23,620
11510400	62010	MEDICARE CONTRIBUTION	5,037	6,123	0	6,818	5,524
11510400	62100	401K EMPLOYER CONTRIBUTION	8,335	8,241	0	3,485	2,772
11510400	62200	HEALTH INSURANCE PREMIUM	30,942	29,759	0	35,719	35,719
11510400	62211	PERSONNEL INSURANCE	1,771	2,080	0	2,120	2,021
TOTAL PERSONNEL			412,843	491,112	451,185	547,469	450,620
11510400	69000	OTHER EXPENSES	0	0	4,631	0	0
TOTAL OTHER EXPENSES			0	0	4,631	0	0
11510400	64060	UTILITIES	0	0	0	0	0
TOTAL PERSONNEL, OTHER EXPENSES, AND UTILITIES			412,843	491,112	455,816	547,469	450,620
11510400	69010	PUBLIC AUDITOR 1% FEE	4,269	5,020	0	5,488	4,506
GRAND TOTAL			417,112	496,132	455,816	552,957	455,126
NUMBER OF POSITIONS			8	8	8	8	8

GENERAL FUND

Budget Year: 2025

Department: Judicial Branch
Division/Activity: CNMI Supreme Court
Org Code: 11510400

NOP	Job Class Code	Position	Employee	Employee Number	Personnel Status Code	Pay Grade/Step	Annual Salary	Allocation Percent	Allocation Salary	Total Fringe Benefits	Total
1	1024	ADMINISTRATOR	IRENE T. SAN NICOLAS	2951	ES	UNG	49,088	87.50%	42,952	4,059	47,010
1	9520	CHIEF JUSTICE'S LAW CLERK	PATRICK C. QUIMBY	5635	ES	UNG	60,000	87.50%	52,500	7,501	60,001
1	1938	CLERK OF COURT	JUDY T. ALDAN	3011	ES	UNG	87,500	87.50%	76,563	17,008	93,570
1	1940	DEPUTY CLERK OF COURT	NORA V. BORJA	2950	ES	UNG	46,200	87.50%	40,425	8,922	49,347
1	0999	JUDICIAL ASSISTANT TO ASSOCIAT	IGNATIA MARIE C. ALDAN		ES	UNG	33,000	87.50%	28,875	11,027	39,902
1	0999	JUDICIAL ASSISTANT TO ASSOCIAT	JOSEPHINE N. ESTRADA	2977	ES	UNG	39,600	87.50%	34,650	6,136	40,786
1	1873	LAW CLERK	NATHAN M. FORD	6133	ES	UNG	60,000	87.50%	52,500	7,501	60,001
1	1873	LAW CLERK	PAIGE E. LEHMAN	6159	ES	UNG	60,000	87.50%	52,500	7,501	60,001
8									380,964	69,655	450,619

COMMONWEALTH OF THE NORTHERN MARIANA ISLANDS

DEPARTMENT: JUDICIAL BRANCH
DIVISION: SUPERIOR COURT
ORG: 11510300

Table with 8 columns: ORG, OBJECT, DESCRIPTION, 2022 ACTUAL, 2023 ACTUAL, 2024 BUDGET PL 23-09, 2025 DEPARTMENT SUBMISSION, 2025 GOVERNOR'S PROPOSAL. Rows include Personnel (Wages & Salaries, Holiday Pay, FICA, Medicare, 401K, Health Insurance, Personnel Insurance), Other Expenses (Cleaning, Printing, Travel, Office Supplies, Other), and Utilities. Grand Total: 1,268,362 (2022), 1,561,993 (2023), 1,642,727 (2024), 2,685,633 (2025), 1,451,671 (2025). Number of Positions: 52 (2022), 52 (2023), 52 (2024), 58 (2025), 52 (2025).

GENERAL FUND

Budget Year: 2025

Department: Judicial Branch
Division/Activity: CNMI Superior Court
Org Code: 11510300

Job Class Code	Position	Employee	Employee Number	Personnel Status Code	Pay Grade/Step	Annual Salary	Allocation Percent	Allocation Salary	Total Fringe Benefits	Total	
SUPERIOR COURT CHAMBERS											
1	1021	ADMINISTRATIVE SPECIALIST I	MICHELLE A. MENDIOLA	3017	FT	PL07/9	29,857	87.50%	26,125	9,613	35,737
1	1024	ADMINISTRATOR	ROSE LYNETTE M. CAMACHO	3006	ES	UNG	48,000	87.50%	42,000	3,969	45,969
1	0940	JUDICIAL ASST TO ASSOCIATE JUD	DAISY RINA S. MENDIOLA	3002	ES	UNG	32,175	87.50%	28,153	2,660	30,814
1	0940	JUDICIAL ASST TO ASSOCIATE JUD	DELIA S. MAGOFNA	2996	ES	UNG	33,660	87.50%	29,453	15,112	44,565
1	0940	JUDICIAL ASST TO ASSOCIATE JUD	SABRINA L. DELA CRUZ	3007	ES	UNG	34,100	87.50%	29,838	2,283	32,120
1	0940	JUDICIAL ASST TO ASSOCIATE JUD	VIVIAN S. DELA CRUZ	2985	ES	UNG	38,231	87.50%	33,452	4,499	37,951
1	1873	LAW CLERK	ABIGAL O. AKYIAW	5946	ES	UNG	60,000	87.50%	52,500	7,501	60,001
1	1873	LAW CLERK	DANIEL B. JOHNSON	6174	ES	UNG	60,000	87.50%	52,500	9,601	62,101
1	1873	LAW CLERK	EMILIA E. MCMANUS	6180	ES	UNG	60,000	87.50%	52,500	7,501	60,001
1	1873	LAW CLERK	JAMES V. HALLISEY	6134	ES	UNG	60,000	87.50%	52,500	7,501	60,001
1	1057	LTD. ENG. PROFNCY. (LEP) COORD.	LANA JEAN C. TOGAWA	3001	ES	UNG	32,000	87.50%	28,000	2,142	30,142
1	9141	SPECIAL ASSISTANT TO THE PRESI	JANINA . MARATITA	3707	ES	UNG	75,000	87.50%	65,625	5,020	70,645
SUPERIOR CLERK OF COURT											
1	1938	CLERK OF COURT	PATRICK V. DIAZ	2990	ES	UNG	57,750	87.50%	50,531	17,947	68,479
1	1491	DATA ANALYST	MARK G. HIDALGO	2971	ES	UNG	25,000	87.50%	21,875	1,673	23,548
1	6033	DEPUTY CLERK I	BRANDON JOHN H. DELOS REYES	5717	ES	UNG	23,625	87.50%	20,672	1,953	22,625
1	6033	DEPUTY CLERK I	DELIA MARIE C. BARCINAS	2999	ES	UNG	25,988	87.50%	22,739	3,058	25,797
1	6033	DEPUTY CLERK I	EZRIEL AARON F. GRANADA	6120	ES	UNG	23,625	87.50%	20,672	1,581	22,253
1	6033	DEPUTY CLERK I	JAN C. CABRERA	3976	ES	UNG	25,000	87.50%	21,875	1,673	23,548
1	6033	DEPUTY CLERK I	PEARLEEN B. MATAGOLAI	3826	ES	UNG	23,625	87.50%	20,672	1,581	22,253
1	6033	DEPUTY CLERK I	SUSAN CHARLENE B. BORJA	1688	ES	UNG	23,625	87.50%	20,672	1,581	22,253
1	6033	DEPUTY CLERK I	RAIGE ALEXIS SABLAN		ES	UNG	23,625	87.50%	20,672	6,828	27,500
1	6034	DEPUTY CLERK II	EVA-SOPHIA P. CALVO	3003	ES	UNG	27,500	87.50%	24,063	8,985	33,047
1	6034	DEPUTY CLERK II	ROSIE JANE T. ADA	2993	ES	UNG	30,608	87.50%	26,782	2,531	29,312
1	6035	DEPUTY CLERK III	NOVELYN A. WANIA-TENORIO	2984	ES	UNG	40,425	87.50%	35,372	15,908	51,280
FAMILY COURT											
1	1974	FAMILY COURT MANAGER	ROXANNE C. TORRES	5957	ES	UNG	57,750	87.50%	50,531	5,887	56,418
1	9528	FAMILY COURT SERVICES SPECIALI	ADELINE C. TEREYAMA	2995	ES	UNG	27,500	87.50%	24,063	2,274	26,336
OFFICE OF ADULT PROBATION SUPERVISION											
1	6158	ASST. PROBATION OFFICER	SUSAN MARIE G. CABRERA	3019	ES	UNG	21,509	87.50%	18,820	1,440	20,260
1	6158	ASST. PROBATION OFFICER	TIMOTHY J. DELEON GUERRERO	2968	ES	UNG	25,000	87.50%	21,875	9,211	31,086
1	6158	ASST. PROBATION OFFICER	WILSON B. CALANTOG	4538	ES	UNG	21,000	87.50%	18,375	1,406	19,781
1	6162	CHIEF PROBATION OFFICER	MATILDE H. BERMUDEZ-RASA	3000	ES	UNG	57,750	87.50%	50,531	9,372	59,903
1	6159	PROBATION OFFICER I	BENJIE G. PITEG	2998	ES	UNG	33,000	87.50%	28,875	7,368	36,243
1	6159	PROBATION OFFICER I	PRISCILLIA ANN C. CAMACHO	3014	ES	UNG	33,000	87.50%	28,875	10,508	39,383
1	6159	PROBATION OFFICER I	RICHELLE L. MUNGWAATH	6156	ES	UNG	26,400	87.50%	23,100	2,691	25,791
1	6159	PROBATION OFFICER I	RYAN JUSTICE T. BABAUTA	4938	ES	UNG	25,000	87.50%	21,875	1,673	23,548
1	6159	PROBATION OFFICER I	TIMOTHY J. CRUZ	4009	ES	UNG	26,400	87.50%	23,100	2,691	25,791
1	6160	PROBATION OFFICER II	NADIA B. MOSES	2960	ES	UNG	38,514	87.50%	33,700	3,926	37,626
1	6160	PROBATION OFFICER II	WEENA GWENDOLYN T. IGUEL	2946	ES	UNG	38,514	87.50%	33,700	8,017	41,717
OFFICE OF ADULT PROBATION SUPERVISION											
1		SCANNING CLERK COC ROTA	ELVIRA VERONICA M. QUITUGUA		ES	UNG	25,000	87.50%	21,875	1,673	23,548
1		SCANNING CLERK COC ROTA	MICCA B. KING		ES	UNG	25,000	87.50%	21,875	6,033	27,908
VACANT POSITION											

GENERAL FUND

Budget Year: 2025

Department: Judicial Branch
Division/Activity: CNMI Superior Court
Org Code: 11510300

Job Class Code	Position	Employee	Employee Number	Personnel Status Code	Pay Grade/Step	Annual Salary	Allocation Percent	Allocation Salary	Total Fringe Benefits	Total
1	JUVENILE COORDINATOR	VACANT POSITION (ANNOUNCED)		ES	UNG	1	87.50%	1	0	1
1	LAW CLERK	VACANT POSITION (ANNOUNCED)		ES	UNG	1	87.50%	1	0	1
1	SCANNING CLERK COC SAIPAN	VACANT POSITION (ANNOUNCED)		ES	UNG	1	87.50%	1	0	1
1	SCANNING CLERK COC TINIAN	VACANT POSITION (ANNOUNCED)		ES	UNG	1	87.50%	1	0	1
1	DEPUTY CLERK I	VACANT POSITION		ES	UNG	1	87.50%	1	0	1
1	DEPUTY CLERK II	VACANT POSITION		ES	UNG	1	87.50%	1	0	1
1	ASSISTANT PROBATION OFFICER	VACANT POSITION		ES	UNG	1	87.50%	1	0	1
1	PROBATION OFFICER II	VACANT POSITION		ES	UNG	1	87.50%	1	0	1
1	PROBATION OFFICER I	VACANT POSITION		ES	UNG	1	87.50%	1	0	1
1	DEPUTY CLERK I	VACANT POSITION		ES	UNG	1	87.50%	1	0	1
1	LAW CLERK	VACANT POSITION		ES	UNG	1	87.50%	1	0	1
1	LEAD CASEWORKER	VACANT POSITION		ES	UNG	1	87.50%	1	0	1
1	RECORDS ASSISTANT	VACANT POSITION		ES	UNG	1	87.50%	1	0	1
52								1,220,422	216,877	1,437,299

COMMONWEALTH OF THE NORTHERN MARIANA ISLANDS

DEPARTMENT: JUDICIAL BRANCH
 DIVISION: ADMINISTRATIVE
 ORG: 11510100

ORG	OBJECT	DESCRIPTION	2022 ACTUAL	2023 ACTUAL	2024 BUDGET PL 23-09	2025 DEPARTMENT SUBMISSION	2025 GOVERNOR'S PROPOSAL
11510100	61000	WAGES & SALARIES	700,919	1,048,740	1,277,893	2,226,131	1,011,732
11510100	61010	OVERTIME COMPENSATION	85	47	0	100	0
11510100	61020	HOLIDAY PAY	0	42,116	0	100	0
11510100	62000	FICA CONTRIBUTION	43,463	68,433	0	138,020	62,727
11510100	62010	MEDICARE CONTRIBUTION	10,165	15,818	0	32,279	14,670
11510100	62100	401K EMPLOYER CONTRIBUTION	13,959	23,641	0	56,798	22,828
11510100	62200	HEALTH INSURANCE PREMIUM	85,678	121,733	0	295,747	90,082
11510100	62211	PERSONNEL INSURANCE	6,846	8,323	0	19,872	8,974
TOTAL PERSONNEL			861,114	1,328,851	1,277,893	2,769,047	1,211,013
11510100	63000	PROFESSIONAL SERVICES	124,088	99,474	0	445,000	0
11510100	63001	OFFICIAL REPRESENTATION	3,336	95	0	4,000	0
11510100	63100	REPAIR AND MAINTENANCE	138,693	89,445	0	112,640	0
11510100	63200	PERSONNEL TRAINING COSTS	19,214	10,218	0	50,500	0
11510100	63300	CLEANING SERVICES	34,297	775	0	0	0
11510100	63400	RECRUITMENT/REPATRIATION	19,224	0	0	20,000	0
11510100	64020	CREDIT CARD FEES	50	90	0	\$0.00	0
11510100	64040	LICENSES AND FEES	1,019	1,939	0	1,300	0
11510100	64041	LICENSES AND FEES TECHNOLOGY	15,954	13,758	0	12,500	0
11510100	64080	DUES AND SUBSCRIPTIONS	16,900	11,381	0	26,100	0
11510100	64090	COMMUNICATIONS	39,976	4,716	0	60,000	0
11510100	64100	PRINTING AND PHOTOCOPYING	8,556	5,354	0	0	0
11510100	64110	ADVERTISING	5,167	2,286	0	6,000	0
11510100	64720	RENTAL-OFFICES	16,250	2,500	0	15,000	0

COMMONWEALTH OF THE NORTHERN MARIANA ISLANDS

DEPARTMENT: JUDICIAL BRANCH
DIVISION: ADMINISTRATIVE
ORG: 11510100

ORG	OBJECT	DESCRIPTION	2022 ACTUAL	2023 ACTUAL	2024 BUDGET PL 23-09	2025 DEPARTMENT SUBMISSION	2025 GOVERNOR'S PROPOSAL
11510100	64740	RENTAL-HEAVY EQUIPMENTS	3,010	0	0	0	0
11510100	64790	RENTAL-OTHERS	7,500	0	0	0	0
11510100	64800	TRAVEL EXPENSES	40,044	31,186	0	55,000	0
11510100	64900	OTHER SERVICES & CHARGES	3,386	147	0	0	0
11510100	65000	OFFICE SUPPLIES	36,149	19,959	0	36,000	0
11510100	65010	OPERATIONAL SUPPLIES	51,429	31,848	0	40,000	0
11510100	65020	FOOD ITEMS	5,291	1,969	0	5,000	0
11510100	65030	FUEL & LUBRICATE	18,276	7,062	0	18,000	0
11510100	65040	FURNITURE & FIXTURES	137,013	14,795	0	5,000	0
11510100	65800	BOOKS AND LIBRARY MATERIALS	0	293	0	10,000	0
11510100	65900	FREIGHT AND HANDLING	39,073	4,980	0	0	0
11510100	66000	CAPITAL ASSETS	12,175	0	0	0	0
11510100	66020	IMPROVEMENTS	4,072	17,861	0	0	0
11510100	66040	MACHINERY	0	16,407	0	7,236	0
11510100	66060	VEHICLES	0	368	0	0	0
11510100	66070	TECHNOLOGY EQUIP	81,954	110,683	0	1,147,750	0
11510100	66900	NON-CAPITAL ASSETS	11,407	0	0	0	0
11510100	69000	OTHER EXPENSES	1,474	1,050	270,936	0	0
11510100	69200	MERIT CASH AWARD	103,850	6,700	0	0	0
TOTAL OTHER EXPENSES			998,826	507,338	270,936	2,077,026	0
11510100	64060	UTILITIES	199,990	289,531	300,000	3,726,271	300,000
TOTAL PERSONNEL, OTHER EXPENSES, AND UTILITIES			2,059,930	2,125,720	1,848,829	8,572,344	1,511,013

COMMONWEALTH OF THE NORTHERN MARIANA ISLANDS

DEPARTMENT: JUDICIAL BRANCH
DIVISION: ADMINISTRATIVE
ORG: 11510100

ORG	OBJECT	DESCRIPTION	2022 ACTUAL	2023 ACTUAL	2024 BUDGET PL 23-09	2025 DEPARTMENT SUBMISSION	2025 GOVERNOR'S PROPOSAL
11510100	69010	PUBLIC AUDITOR 1% FEE	3,349	18,273	0	57,671	15,110
GRAND TOTAL			2,063,279	2,143,993	1,848,829	8,630,015	1,526,124
NUMBER OF POSITIONS			37	37	37	62	37

GENERAL FUND

Budget Year: 2025

Department: Judicial Branch
Division/Activity: Administrative
Org Code: 11510100

NOP	Job Class Code	Position	Employee	Employee Number	Personnel Status Code	Pay Grade/Step	Annual Salary	Allocation Percent	Allocation Salary	Total Fringe Benefits	Total
1	1136	DIRECTOR OF COURTS	SONIA MARIE A. CAMACHO	2992	ES	UNG	85,000	87.50%	74,375	10,003	84,378
OFFICE OF PROCUREMENT											
1	1135	PROCUREMENT OFFICER	CHRISTINE D. ANINZO	5894	ES	UNG	45,000	87.50%	39,375	8,072	47,447
BUDGET AND FINANCE OFFICE											
1	3719	BUDGET AND FINANCE DIRECTOR	JOHN FRANCISCO T. VILLAGOMEZ	2959	ES	UNG	57,750	87.50%	50,531	5,887	56,418
1	1002	ACCOUNTANT II	EVELYN P. CALVO	2949	FT	PL12/12	44,113	87.50%	38,599	7,133	45,731
1	1801	ACCOUNTANT	SHANNA MAE W. FLORES	2974	ES	UNG	26,400	87.50%	23,100	5,252	28,352
1	0023	ADMINISTRATIVE ASSISTANT	STEVEN S. CABRERA	2987	FT	PL05/9	27,082	87.50%	23,696	2,239	25,936
GRANTS MANAGEMENT OFFICE											
1	1005	GRANTS ADMINISTRATOR	JAMES W. STOWELL	2939	ES	UNG	40,425	87.50%	35,372	10,486	45,858
FACILITIES MANAGEMENT OFFICE											
1	8969	BUILDING SUPERINTENDENT	GERALD E. WEAVER	2952	ES	UNG	40,425	87.50%	35,372	11,901	47,273
1	8970	BLDG & GROUND WORKER	MANUEL S. VILLAGOMEZ JR	5524	ES	UNG	25,000	87.50%	21,875	2,548	24,423
INFORMATION SYSTEMS OFFICE											
1	8942	SYSTEMS ADMINISTRATOR	MICHAEL C. VILLACRUSIS	3005	ES	UNG	57,750	87.50%	50,531	17,947	68,479
1	1955	COMPUTER SPECIALIST	JORALE JAMES A. MENDOZA	2953	ES	UNG	25,300	87.50%	22,138	6,064	28,202
HUMAN RESOURCES OFFICE											
1	1484	HUMAN RESOURCES ADMIN. OFFICER	MICHELLE V. GUERRERO	2947	ES	UNG	57,750	87.50%	50,531	15,926	66,457
1	1483	ADMINISTRATIVE / HR SPECIALIST	REBECCA R. SANTOS	2957	ES	UNG	35,500	87.50%	31,063	10,079	41,142
MARSHALL SERVICE DIVISION											
1	6922	CHIEF MARSHAL	JASON T. TARKONG	2940	ES	UNG	57,750	87.50%	50,531	8,260	58,791
1	1310	DEPUTY MARSHAL III	JESUS S. SANTOS	2958	FT	PL12/10	40,012	87.50%	35,010	10,452	45,462
1	1310	DEPUTY MARSHAL III	ROEMAR M. SEGOTIER	2981	ES	UNG	34,500	87.50%	30,188	4,060	34,248
1	1308	DEPUTY MARSHAL I	JASON T. CAMACHO	2989	ES	UNG	25,000	87.50%	21,875	1,673	23,548
1	1308	DEPUTY MARSHAL I	MARIA M. TUDELA	2945	ES	UNG	25,000	87.50%	21,875	1,673	23,548
1	1308	DEPUTY MARSHAL I	JONATHAN B. LIMES	2964	ES	UNG	25,000	87.50%	21,875	1,673	23,548
1	1308	DEPUTY MARSHAL I	JESSE . SABLAN	4369	ES	UNG	25,000	87.50%	21,875	1,673	23,548
1	1308	DEPUTY MARSHAL I	DANIEL T. JOAB	2085	ES	UNG	25,000	87.50%	21,875	1,673	23,548
1	1305	DEPUTY MARSHAL	MATTHEW O. IGUEL	5809	ES	UNG	25,000	87.50%	21,875	1,673	23,548
1	1308	DEPUTY MARSHAL I	SHERLA MAE M. SABLAN	3008	ES	UNG	25,000	87.50%	21,875	1,673	23,548
1	1305	DEPUTY MARSHAL	BRADLEY DAMIAN P. LIZAMA	3241	ES	UNG	25,000	87.50%	21,875	2,548	24,423
COMMONWEALTH RECORDER'S OFFICE											
1	1145	COMMONWEALTH RECORDER	KELSEY G. ALDAN	2967	ES	UNG	49,500	87.50%	43,313	5,826	49,138
1	1808	ADMINISTRATIVE SPECIALIST	HOLLY PAULINA C. CAMACHO	4471	ES	UNG	22,000	87.50%	19,250	5,728	24,978
OFFICE OF GENERAL COUNSEL											
1	1179	GENERAL COUNSEL	HYUN J. LEE	2954	ES	UNG	95,000	87.50%	83,125	20,835	103,960
1	1340	DEPUTY GENERAL COUNSEL	MATTHEW J. BROWN	3021	ES	UNG	90,000	87.50%	78,750	16,318	95,068
VACANT POSITIONS											
1		PROGRAM SPECIALIST	VACANT POSITON		ES	UNG	1	87.50%	1	0	1
1		BUILDING AND GROUND MAINTENANCE	VACANT POSITON		ES	UNG	1	87.50%	1	0	1
1		ACCOUNTANT I	VACANT POSITON		ES	UNG	1	87.50%	1	0	1
1		COMPUTER SPECIALIST	VACANT POSITON		ES	UNG	1	87.50%	1	0	1
1		DEPUTY MARSHAL II	VACANT POSITON		ES	UNG	1	87.50%	1	0	1

GENERAL FUND

Budget Year: 2025

Department: Judicial Branch
Division/Activity: Administrative
Org Code: 11510100

NOP	Job Class Code	Position	Employee	Employee Number	Personnel Status Code	Pay Grade/Step	Annual Salary	Allocation Percent	Allocation Salary	Total Fringe Benefits	Total
1		DEPUTY MARSHAL II	VACANT POSITON		ES	UNG	1	87.50%	1	0	1
1		SUPPLY SPECIALIST	VACANT POSITON		ES	UNG	1	87.50%	1	0	1
1		SUPPLY SPECIALIST	VACANT POSITON		ES	UNG	1	87.50%	1	0	1
1		WORKFORCE AFFAIRS OFFICER	VACANT POSITON		ES	UNG	1	87.50%	1	0	1
37									1,011,732	199,281	1,211,013

COMMONWEALTH OF THE NORTHERN MARIANA ISLANDS

DEPARTMENT: JUDICIAL BRANCH
 DIVISION: LAW REVISION COMMISSION
 ORG: 11510500

ORG	OBJECT	DESCRIPTION	2022 ACTUAL	2023 ACTUAL	2024 BUDGET PL 23-09	2025 DEPARTMENT SUBMISSION	2025 GOVERNOR'S PROPOSAL
11510500	61000	WAGES & SALARIES	113,338	208,560	263,312	372,030	190,259
11510500	61020	HOLIDAY PAY	0	8,445	0	0	0
11510500	62000	FICA CONTRIBUTION	7,027	13,455	0	23,066	11,796
11510500	62010	MEDICARE CONTRIBUTION	1,643	3,147	0	5,394	2,759
11510500	62100	401K EMPLOYER CONTRIBUTION	83	217	0	5,314	0
11510500	62200	HEALTH INSURANCE PREMIUM	12,371	26,907	0	47,566	10,629
11510500	62211	PERSONNEL INSURANCE	580	687	0	2,428	671
TOTAL PERSONNEL			135,043	261,416	263,312	455,798	216,114
11510500	63100	REPAIR AND MAINTENANCE	12,718	513	0	1,000	0
11510500	63200	PERSONNEL TRAINING COSTS	2,067	0	0	0	0
11510500	63400	RECRUITMENT/REPATRIATION	0	1,578	0	7,200	0
11510500	64010	BANK FEES	0	0	0	200	0
11510500	64040	LICENSES AND FEES	0	1,050	0	0	0
11510500	64041	LICENSES AND FEES TECHNOLOGY	0	1,258	0	0	0
11510500	64080	DUES AND SUBSCRIPTIONS	2,058	-547	0	1,200	0
11510500	64090	COMMUNICATIONS	11,781	634	0	6,000	0
11510500	64100	PRINTING AND PHOTOCOPYING	4,382	0	0	2,500	0
11510500	64110	ADVERTISING	976	135	0	500	0
11510500	64720	RENTAL-OFFICES	21,920	0	0	10,000	0
11510500	64800	TRAVEL EXPENSES	24,534	794	0	5,000	0
11510500	64900	OTHER SERVICES & CHARGES	770	0	0	0	0
11510500	65000	OFFICE SUPPLIES	13,724	2,991	0	1,000	0
11510500	65010	OPERATIONAL SUPPLIES	2,732	740	0	500	0

COMMONWEALTH OF THE NORTHERN MARIANA ISLANDS

DEPARTMENT: JUDICIAL BRANCH
 DIVISION: LAW REVISION COMMISSION
 ORG: 11510500

ORG	OBJECT	DESCRIPTION	2022 ACTUAL	2023 ACTUAL	2024 BUDGET PL 23-09	2025 DEPARTMENT SUBMISSION	2025 GOVERNOR'S PROPOSAL
11510500	65020	FOOD ITEMS	836	576	0	800	0
11510500	65030	FUEL & LUBRICATE	146	103	0	400	0
11510500	65040	FURNITURE & FIXTURES	2,903	2,835	0	4,000	0
11510500	65800	BOOKS AND LIBRARY MATERIALS	115	0	0	1,400	0
11510500	65900	FREIGHT AND HANDLING	2,545	421	0	0	0
11510500	66070	TECHNOLOGY EQUIP	32,287	17,204	0	2,000	0
11510500	69000	OTHER EXPENSES	70	0	2,699	0	0
TOTAL OTHER EXPENSES			136,562	30,284	2,699	43,700	0
11510500	64060	UTILITIES	953	1,914	0	0	0
TOTAL PERSONNEL, OTHER EXPENSES, AND UTILITIES			272,558	293,614	266,011	499,498	216,114
11510500	69010	PUBLIC AUDITOR 1% FEE	461	2,917	0	4,869	2,161
GRAND TOTAL			273,019	296,531	266,011	504,367	218,275
NUMBER OF POSITIONS			7	7	7	7	7

GENERAL FUND

Budget Year: 2025

Department: Judicial Branch
Division/Activity: Law Revision Commission
Org Code: 11510500

NOP	Job Class Code	Position	Employee	Employee Number	Personnel Status Code	Pay Grade/Step	Annual Salary	Allocation Percent	Allocation Salary	Total Fringe Benefits	Total
1	1013	EXECUTIVE ASSISTANT	ERICA M. CABRERA	3975	ES	UNG	30,000	87.50%	26,250	2,008	28,258
1	9075	EXECUTIVE DIRECTOR	DEAN JESSE M. PALACIOS	3004	ES	UNG	74,444	87.50%	65,139	8,468	73,607
1	1888	OFFICE MANAGER	ALBERT A. HICKING	2997	ES	UNG	42,592	87.50%	37,268	10,666	47,934
1		STAFF ATTORNEY	CARMEN V. BORJA		ES	UNG	70,400	87.50%	61,600	4,712	66,312
1		PUBLICATIONS CLERK	VACANT		ES	UNG	1	87.50%	1	0	1
1		STAFF ATTORNEY (ADMINISTRATIVE CODE)	VACANT		ES	UNG	1	87.50%	1	0	1
1		COMPUTER SPECIALIST	VACANT		ES	UNG	1	87.50%	1	0	1
7									190,259	25,854	216,114

COMMONWEALTH OF THE NORTHERN MARIANA ISLANDS

DEPARTMENT: JUDICIAL BRANCH
 DIVISION: DRUG COURT
 ORG: 11510700

ORG	OBJECT	DESCRIPTION	2022 ACTUAL	2023 ACTUAL	2024 BUDGET PL 23-09	2025 DEPARTMENT SUBMISSION	2025 GOVERNOR'S PROPOSAL
11510700	61000	WAGES & SALARIES	148,443	245,602	316,627	402,581	261,371
11510700	61010	OVERTIME COMPENSATION	0	53	0	0	0
11510700	61020	HOLIDAY PAY	0	11,230	0	0	0
11510700	62000	FICA CONTRIBUTION	12,034	20,173	0	24,690	16,205
11510700	62010	MEDICARE CONTRIBUTION	2,191	3,783	0	5,774	3,790
11510700	62100	401K EMPLOYER CONTRIBUTION	2,738	2,983	0	7,719	2,911
11510700	62200	HEALTH INSURANCE PREMIUM	26,202	29,028	0	62,899	29,446
11510700	62211	PERSONNEL INSURANCE	699	1,296	0	3,074	1,347
TOTAL PERSONNEL			192,307	314,148	316,627	506,737	315,070
11510700	63000	PROFESSIONAL SERVICES	2,496	0	0	0	0
11510700	63001	OFFICIAL REPRESENTATION	1,031	390	0	0	0
11510700	63100	REPAIR AND MAINTENANCE	433	70	0	0	0
11510700	63200	PERSONNEL TRAINING COSTS	360	0	0	0	0
11510700	64040	LICENSES AND FEES	100	0	0	0	0
11510700	64041	LICENSES AND FEES TECHNOLOGY	45,000	0	0	25,000	0
11510700	64050	INSURANCE	0	0	0	6,000	0
11510700	64090	COMMUNICATIONS	1,669	0	0	12,000	0
11510700	64110	ADVERTISING	172	0	0	0	0
11510700	64720	RENTAL-OFFICES	0	0	0	18,000	0
11511000	64800	TRAVEL EXPENSES	0	0	0	5,000	0
11510700	65000	OFFICE SUPPLIES	2,541	0	0	5,000	0
11510700	65010	OPERATIONAL SUPPLIES	14,073	0	0	25,000	0
11511000	65030	FUEL & LUBRICATE	0	0	0	6,000	0

COMMONWEALTH OF THE NORTHERN MARIANA ISLANDS

DEPARTMENT: JUDICIAL BRANCH
DIVISION: DRUG COURT
ORG: 11510700

ORG	OBJECT	DESCRIPTION	2022	2023	2024	2025	2025
			ACTUAL	ACTUAL	BUDGET PL 23-09	DEPARTMENT SUBMISSION	GOVERNOR'S PROPOSAL
11510700	65040	FURNITURE & FIXTURES	0	0	0	10,000	0
11510700	65800	BOOKS AND LIBRARY MATERIALS	0	0	0	2,500	0
11510700	65900	FREIGHT AND HANDLING	0	0	0	3,000	0
11510700	66020	IMPROVEMENTS	6,600	0	0	0	0
11510700	66040	MACHINERY, TOOLS & EQUIP	0	0	0	2,000	0
11510700	66070	TECHNOLOGY EQUIP	999	0	0	15,000	0
11510700	69000	OTHER EXPENSES	2,000	0	3,248	0	0
TOTAL OTHER EXPENSES			77,473	460	3,248	134,500	0
11510700	64060	UTILITIES	0	0	0	0	0
TOTAL PERSONNEL, OTHER EXPENSES, AND UTILITIES			269,781	314,608	319,875	641,237	315,070
11510700	69010	PUBLIC AUDITOR 1% FEE	0	3,909	0	6,285	3,151
GRAND TOTAL			269,781	318,517	319,875	647,522	318,221
NUMBER OF POSITIONS			8	8	8	11	8

GENERAL FUND

Budget Year: 2025

Department: Judicial Branch
Division/Activity: Drug Court
Org Code: 11510700

NOP	Job Class Code	Position	Employee	Employee Number	Personnel Status Code	Pay Grade/Step	Annual Salary	Allocation Percent	Allocation Salary	Total Fringe Benefits	Total
1	9341	DRUG COURT MANAGER	EDWARD P. DIAZ JR	3016	ES	UNG	57,750	87.50%	50,531	3,866	54,397
1	1837	CASEWORKER I	DOLORES B. SABLAN	3015	ES	UNG	48,510	87.50%	42,446	16,860	59,306
1	2300	CASEWORKER I	JOY KIMIKO T. TENORIO	2975	ES	UNG	37,000	87.50%	32,375	9,620	41,995
1	2300	CASEWORKER I	TIMOTHY JUDE A. RABAGO	2969	ES	UNG	37,000	87.50%	32,375	3,059	35,434
1	0976	COMMUNITY SUPERVISION OFFICER	FRANKIE B. CAMACHO	3018	ES	UNG	34,650	87.50%	30,319	14,683	45,002
1	1216	COMPLIANCE OFFICER	DUSTIN JON B. PANGELINAN	2961	ES	UNG	30,800	87.50%	26,950	2,062	29,012
1	1216	COMPLIANCE OFFICER	KEVIN T. ROYAL	2966	ES	UNG	28,000	87.50%	24,500	1,874	26,374
1		DEPUTY CLERK II	CAMILLE JOY MASILUNGAN		ES	UNG	25,000	87.50%	21,875	1,673	23,548
8									261,371	53,698	315,070

COMMONWEALTH OF THE NORTHERN MARIANA ISLANDS

DEPARTMENT: JUDICIAL BRANCH
 DIVISION: MENTAL HEALTH COURT
 ORG: 11511000

ORG	OBJECT	DESCRIPTION	2022 ACTUAL	2023 ACTUAL	2024 BUDGET PL 23-09	2025 DEPARTMENT SUBMISSION	2025 GOVERNOR'S PROPOSAL
11511000	61000	WAGES & SALARIES	89,336	237,933	293,860	298,625	234,281
11511000	61020	HOLIDAY PAY	0	17,554	0	0	0
11511000	62000	FICA CONTRIBUTION	5,539	15,840	0	18,515	14,525
11511000	62010	MEDICARE CONTRIBUTION	1,295	3,704	0	4,330	3,397
11511000	62100	401K EMPLOYER CONTRIBUTION	2,259	4,663	0	5,885	3,351
11511000	62200	HEALTH INSURANCE PREMIUM	10,879	30,729	0	28,749	17,598
11511000	62211	PERSONNEL INSURANCE	402	766	0	2,132	0
TOTAL PERSONNEL			109,710	311,189	293,860	358,236	273,152
11511000	63000	PROFESSIONAL SERVICES	9,200	52,370	0	0	0
11511000	63001	OFFICIAL REPRESENTATION	0	1,225	0	0	0
11511000	63100	REPAIR AND MAINTENANCE	0	5,684	0	0	0
11511000	63300	CLEANING SERVICES	0	18,207	0	0	0
11511000	63400	RECRUITMENT/REPATRIATION	0	4,373	0	0	0
11511000	64020	CREDIT CARD FEES	0	75	0	0	0
11511000	64040	LICENSES AND FEES	70	500	0	0	0
11511000	64041	LICENSES AND FEES TECHNOLOGY	0	13,231	0	0	0
11511000	64090	COMMUNICATIONS	6,164	890	0	3,000	0
11511000	64700	RENTAL-VEHICLES	0	450	0	0	0
11511000	64720	RENTAL-OFFICES	0	4,506	0	0	0
11511000	64800	TRAVEL EXPENSES	32,915	21,699	0	10,000	0
11511000	65000	OFFICE SUPPLIES	1,700	6,360	0	1,000	0
11511000	65010	OPERATIONAL SUPPLIES	3,145	36,849	0	20,000	0
11511000	65020	FOOD ITEMS	0	3,971	0	1,000	0

COMMONWEALTH OF THE NORTHERN MARIANA ISLANDS

DEPARTMENT: JUDICIAL BRANCH
 DIVISION: MENTAL HEALTH COURT
 ORG: 11511000

ORG	OBJECT	DESCRIPTION	2022 ACTUAL	2023 ACTUAL	2024 BUDGET PL 23-09	2025 DEPARTMENT SUBMISSION	2025 GOVERNOR'S PROPOSAL
11511000	65030	FUEL & LUBRICATE	0	3,880	0	5,000	0
11511000	65040	FURNITURE & FIXTURES	7,819	16,853	0	0	0
11511000	66020	IMPROVEMENTS	0	6,490	0	0	0
11511000	66040	MACHINERY	0	0	0	0	0
11511000	66060	VEHICLES	0	245	0	0	0
11511000	66070	TECHNOLOGY EQUIP	0	69	0	0	0
11511000	69000	OTHER EXPENSES	0	0	3,012	0	0
TOTAL OTHER EXPENSES			61,013	197,925	3,012	40,000	0
11511000	64060	UTILITIES	0	0	0	0	0
TOTAL PERSONNEL, OTHER EXPENSES, AND UTILITIES			170,723	509,114	296,872	398,236	273,152
11511000	69010	PUBLIC AUDITOR 1% FEE	11,583	5,120	2,969	3,864	2,732
GRAND TOTAL			182,306	514,234	299,841	402,100	275,884
NUMBER OF POSITIONS			7	7	7	7	7

GENERAL FUND

Budget Year: 2025

Department: Judicial Branch
Division/Activity: Mental Health Court
Org Code: 11511000

NOP	Job Class Code	Position	Employee	Employee Number	Personnel Status Code	Pay Grade/Step	Annual Salary	Allocation Percent	Allocation Salary	Total Fringe Benefits	Total
1	2298	MENTAL HEALTH COURT DOCKET MGR	DANIELLE Y. SU	5483	ES	UNG	57,750	87.50%	50,531	9,372	59,903
1	2300	CASEWORKER I	KYCEL LAURENCE P. BUTTERS	4467	ES	UNG	38,000	87.50%	33,250	7,359	40,609
1	2985	COMMUNITY SUPERVISION WORKER	JONAH B. DELOS REYES	1936	ES	UNG	30,000	87.50%	26,250	5,493	31,743
1	2985	COMMUNITY SUPERVISION WORKER	SCOTTIE LEE S. AGUON	2976	ES	UNG	30,000	87.50%	26,250	2,008	28,258
1	6034	DEPUTY CLERK II	OKALANI R. SHIPRIT	2973	ES	UNG	25,000	87.50%	21,875	1,673	23,548
1	J500	TREATMENT COORDINATOR	YVETTE R. SABLAN	3685	ES	UNG	50,000	87.50%	43,750	10,491	54,241
1	2300	CASEWORKER I	RAYNALYNN A. SABLAN		ES	UNG	37,000	87.50%	32,375	2,477	34,852
7									234,281	38,872	273,153

COMMONWEALTH OF THE NORTHERN MARIANA ISLANDS

DEPARTMENT: LEGISLATIVE BRANCH
DIVISION: CURRENT HOUSE MEMBERS SALARIES
ORG: 11620100

ORG	OBJECT	DESCRIPTION	2022 ACTUAL	2023 ACTUAL	2024 BUDGET PL 23-09	2025 DEPARTMENT SUBMISSION	2025 GOVERNOR'S PROPOSAL
11620100	61000	WAGES & SALARIES	640,877	645,816	809,385	0	640,000
11620100	61020	HOLIDAY PAY	0	192	0	0	0
11620100	62000	FICA CONTRIBUTION	39,735	40,054	0	0	39,680
11620100	62010	MEDICARE CONTRIBUTION	9,293	9,369	0	0	9,280
11620100	62100	401K EMPLOYER CONTRIBUTION	6,055	5,342	0	0	5,120
11620100	62101	RETIREMENT CONTRIBUTIONS	1,381	15,187	0	0	11,965
11620100	62200	HEALTH INSURANCE PREMIUM	88,705	96,380	0	0	65,165
11620100	62211	PERSONNEL INSURANCE	6,888	6,374	0	0	6,336
TOTAL PERSONNEL			792,933	818,713	809,385	0	777,546
11620100	76000	TRANSFERS OUT	26,708	0	0	0	0
11620100	69000	OTHER EXPENSES	0	0	0	0	0
TOTAL OTHER EXPENSES			26,708	0	0	0	0
11620100	64060	UTILITIES	0	0	0	0	0
TOTAL PERSONNEL, OTHER EXPENSES, AND UTILITIES			819,640	818,713	809,385	0	777,546
11620100	69010	PUBLIC AUDITOR 1% FEE	0	0	0	0	0
GRAND TOTAL			819,640	818,713	809,385	0	777,546
NUMBER OF POSITIONS			20	20	20	0	20

Budget Year: 2025

Department: Legislative Branch
Division/Activity: Current House Member's Salaries
Org Code: 11620100

NOP	Job Class Code	Position	Employee	Employee Number	Personnel Status Code	Pay Grade/Step	Annual Salary	Allocation Percent	Allocation Salary	Total Fringe Benefits	Total
1	9990	HOUSE REPRESENTATIVE	ANGELO A. CAMACHO	3422	EL	UNG	32,000	100%	32,000	3,728	35,728
1	9990	HOUSE REPRESENTATIVE	BLAS JONATHAN T. ATTAO	2929	EL	UNG	32,000	100%	32,000	22,133	54,133
1	9990	HOUSE REPRESENTATIVE	DENITA K. YANGETMAI	2903	EL	UNG	32,000	100%	32,000	3,024	35,024
1	9990	HOUSE REPRESENTATIVE	DIEGO VINCENT F. CAMACHO	5843	EL	UNG	32,000	100%	32,000	2,448	34,448
1	9990	HOUSE REPRESENTATIVE	EDMUND JOSEPH S. VILLAGOMEZ	2926	EL	UNG	32,000	100%	32,000	7,789	39,789
1	9990	HOUSE REPRESENTATIVE	EDWIN K. PROPST	2893	EL	UNG	32,000	100%	32,000	3,024	35,024
1	9990	HOUSE REPRESENTATIVE	JOEL C. CAMACHO	2930	EL	UNG	32,000	100%	32,000	14,175	46,175
1	9990	HOUSE REPRESENTATIVE	JOHN-PAUL P. SABLAN	2932	EL	UNG	32,000	100%	32,000	3,024	35,024
1	9991	HOUSE REPRESENTATIVE	JOSEPH ARRIOLA FLORES		EL	UNG	32,000	100%	32,000	2,448	34,448
1	9990	HOUSE REPRESENTATIVE	JULIE MARIE A. OGO	5846	EL	UNG	32,000	100%	32,000	7,789	39,789
1	9990	HOUSE REPRESENTATIVE	MALCOM JASON OMAR	5845	EL	UNG	32,000	100%	32,000	7,789	39,789
1	9990	HOUSE REPRESENTATIVE	MANNY GREGORY T. CASTRO	5844	EL	UNG	32,000	100%	32,000	10,168	42,168
1	9990	HOUSE REPRESENTATIVE	MARISSA RENEE . FLORES	5848	EL	UNG	32,000	100%	32,000	5,933	37,933
1	9990	HOUSE REPRESENTATIVE	PATRICK H. SAN NICOLAS	2908	EL	UNG	32,000	100%	32,000	3,024	35,024
1	9990	HOUSE REPRESENTATIVE	RALPH N. YUMUL	2924	EL	UNG	32,000	100%	32,000	13,599	45,599
1	9990	HOUSE REPRESENTATIVE	ROMAN C. BENAVENTE	5850	EL	UNG	32,000	100%	32,000	2,448	34,448
1	9990	HOUSE REPRESENTATIVE	ROY CHRISTOPHER A. ADA	2921	EL	UNG	32,000	100%	32,000	2,448	34,448
1	9990	HOUSE REPRESENTATIVE	THOMAS JOHN D. MANGLONA	1443	EL	UNG	32,000	100%	32,000	5,933	37,933
1	9990	HOUSE REPRESENTATIVE	VICENTE C. CAMACHO	2904	EL	UNG	32,000	100%	32,000	2,448	34,448
1	9990	HOUSE REPRESENTATIVE	VINCENT RAYMOND S. ALDAN	5849	EL	UNG	32,000	100%	32,000	14,175	46,175
20									640,000	137,546	777,546

COMMONWEALTH OF THE NORTHERN MARIANA ISLANDS

DEPARTMENT: LEGISLATIVE BRANCH
DIVISION: HOUSE MEMBERS ALLOCATION
ORG: 11620200

ORG	OBJECT	DESCRIPTION	2022	2023	2024	2025	2025
			ACTUAL	ACTUAL	BUDGET PL 23-09	DEPARTMENT SUBMISSION	GOVERNOR'S PROPOSAL
11620200	61000	WAGES & SALARIES	192,473	188,087	0	0	0
11620200	61005	ARPA PREMIUM PAY	1,700	0	0	0	0
11620200	61020	HOLIDAY PAY	0	11,472	0	0	0
11620200	62000	FICA CONTRIBUTION	12,051	12,509	0	0	0
11620200	62010	MEDICARE CONTRIBUTION	2,819	2,936	0	0	0
11620200	62100	401K EMPLOYER CONTRIBUTION	1,768	2,331	0	0	0
11620200	62200	HEALTH INSURANCE PREMIUM	4,706	1,406	0	0	0
11620200	62211	PERSONNEL INSURANCE	457	464	0	0	0
TOTAL PERSONNEL			215,973	219,206	0	0	0
11620200	63000	PROFESSIONAL SERVICES	879,239	792,421	0	0	0
11620200	63001	OFFICIAL REPRESENTATION	4,017	2,200	0	0	0
11620200	63100	REPAIR AND MAINTENANCE	3,834	28,200	0	0	0
11620200	63300	CLEANING SERVICES	5,449	4,277	0	0	0
11620200	64000	ADMINISTRATIVE COSTS	89	0	0	0	0
11620200	64010	BANK FEES	0	180	0	0	0
11620200	64020	CREDIT CARD FEES	0	180	0	0	0
11620200	64040	LICENSES AND FEES	10	0	0	0	0
11620200	64080	DUES AND SUBSCRIPTIONS	622	86	0	0	0
11620200	64090	COMMUNICATIONS	9,484	13,298	0	0	0
11620200	64100	PRINTING AND PHOTOCOPYING	2,846	1,904	0	0	0
11620200	64110	ADVERTISING	1,157	3,800	0	0	0
11620200	64700	RENTAL-VEHICLES	174,056	141,709	0	0	0
11620200	64720	RENTAL-OFFICES	3,130	0	0	0	0

COMMONWEALTH OF THE NORTHERN MARIANA ISLANDS

DEPARTMENT: LEGISLATIVE BRANCH

DIVISION: HOUSE MEMBERS ALLOCATION

ORG: 11620200

ORG	OBJECT	DESCRIPTION	2022	2023	2024	2025	2025
			ACTUAL	ACTUAL	BUDGET PL 23-09	DEPARTMENT SUBMISSION	GOVERNOR'S PROPOSAL
11620200	64790	RENTAL-OTHERS	13,632	16,198	0	0	0
11620200	64800	TRAVEL EXPENSES	37,029	53,684	0	0	0
11620200	64810	SUBSISTANCE ALLOWANCE	389,589	469,493	0	0	0
11620200	64900	OTHER SERVICES & CHARGES	12,658	8,625	0	0	0
11620200	65000	OFFICE SUPPLIES	6,516	19,630	0	0	0
11620200	65010	OPERATIONAL SUPPLIES	7,493	34,529	0	0	0
11620200	65020	FOOD ITEMS	917	515	0	0	0
11620200	65030	FUEL & LUBRICATE	42,298	37,750	0	0	0
11620200	65040	FURNITURE & FIXTURES	0	589	0	0	0
11620200	65900	FREIGHT AND HANDLING	1,170	80	0	0	0
11620200	66000	CAPITAL ASSETS	4,596	1,388	0	0	0
11620200	66020	IMPROVEMENTS	3,490	28,451	0	0	0
11620200	66030	LEASEHOLDS	0	37,303	0	0	0
11620200	66040	MACHINERY	0	839	0	0	0
11620200	66060	VEHICLES	3,571	44,285	0	0	0
11620200	66070	TECHNOLOGY EQUIP	0	15,893	0	0	0
11620200	66900	NON-CAPITAL ASSETS	3,730	2,388	0	0	0
11620200	69100	SCHOLARSHIPS AND GRANTS	0	12	0	0	0
11620200	69110	CONTRIBUTIONS / DONATIONS	76,088	198,600	0	0	0
11620200	69000	OTHER EXPENSES	24,338	1,811	2,100,000	0	2,100,000
TOTAL OTHER EXPENSES			1,711,045	1,960,317	2,100,000	0	2,100,000
11620200	64060	UTILITIES	1,444	208	0	0	0
TOTAL PERSONNEL, OTHER EXPENSES, AND UTILITIES			1,928,462	2,179,731	2,100,000	0	2,100,000

COMMONWEALTH OF THE NORTHERN MARIANA ISLANDS

DEPARTMENT: LEGISLATIVE BRANCH
DIVISION: HOUSE MEMBERS ALLOCATION
ORG: 11620200

ORG	OBJECT	DESCRIPTION	2022 ACTUAL	2023 ACTUAL	2024 BUDGET PL 23-09	2025 DEPARTMENT SUBMISSION	2025 GOVERNOR'S PROPOSAL
11620200	69010	PUBLIC AUDITOR 1% FEE	0	0	0	0	0
GRAND TOTAL			1,928,462	2,179,731	2,100,000	0	2,100,000
NUMBER OF POSITIONS			45	45	45	0	45

COMMONWEALTH OF THE NORTHERN MARIANA ISLANDS

DEPARTMENT: LEGISLATIVE BRANCH

DIVISION: HOUSE LEADERSHIP

ORG: 11620300

ORG	OBJECT	DESCRIPTION	2022 ACTUAL	2023 ACTUAL	2024 BUDGET PL 23-09	2025 DEPARTMENT SUBMISSION	2025 GOVERNOR'S PROPOSAL
11620300	61000	WAGES & SALARIES	0	0	0	0	0
TOTAL PERSONNEL			0	0	0	0	0
11620300	63000	PROFESSIONAL SERVICES	0	82,424	0	0	0
11620300	63001	OFFICIAL REPRESENTATION	0	683	0	0	0
11620300	63100	REPAIR AND MAINTENANCE	0	105	0	0	0
11620300	64090	COMMUNICATIONS	0	3,238	0	0	0
11620300	64100	PRINTING AND PHOTOCOPYING	0	50	0	0	0
11620300	64110	ADVERTISING	0	637	0	0	0
11620300	64700	RENTAL-VEHICLES	0	670	0	0	0
11620300	64800	TRAVEL EXPENSES	0	3,460	0	0	0
11620300	64810	SUBSISTANCE ALLOWANCE	0	5,900	0	0	0
11620300	64900	OTHER SERVICES & CHARGES	0	5	0	0	0
11620300	65000	OFFICE SUPPLIES	0	349	0	0	0
11620300	65010	OPERATIONAL SUPPLIES	0	3,715	0	0	0
11620300	65030	FUEL & LUBRICATE	0	3,383	0	0	0
11620300	66000	CAPITAL ASSETS	0	1,265	0	0	0
11620300	69110	CONTRIBUTIONS / DONATIONS	0	34,658	0	0	0
11620300	69000	OTHER EXPENSES	0	3,044	100,000	0	100,000
TOTAL OTHER EXPENSES			0	143,586	100,000	0	100,000
11510100	64060	UTILITIES	0	0	0	0	0
TOTAL PERSONNEL, OTHER EXPENSES, AND UTILITIES			0	143,586	100,000	0	100,000

COMMONWEALTH OF THE NORTHERN MARIANA ISLANDS

DEPARTMENT: LEGISLATIVE BRANCH

DIVISION: HOUSE LEADERSHIP

ORG: 11620300

ORG	OBJECT	DESCRIPTION	2022 ACTUAL	2023 ACTUAL	2024 BUDGET PL 23-09	2025 DEPARTMENT SUBMISSION	2025 GOVERNOR'S PROPOSAL
11510100	69010	PUBLIC AUDITOR 1% FEE	0	0	0	0	0
GRAND TOTAL			0	143,586	100,000	0	100,000
NUMBER OF POSITIONS			0	0	0	0	0

COMMONWEALTH OF THE NORTHERN MARIANA ISLANDS

DEPARTMENT: LEGISLATIVE BRANCH
DIVISION: CURRENT SENATE SALARIES
ORG: 11620400

ORG	OBJECT	DESCRIPTION	2022 ACTUAL	2023 ACTUAL	2024 BUDGET PL 23-09	2025 DEPARTMENT SUBMISSION	2025 GOVERNOR'S PROPOSAL
11620400	61000	WAGES & SALARIES	166,835	196,492	342,100	0	288,000
11620400	62000	FICA CONTRIBUTION	10,344	12,183	0	0	17,856
11620400	62010	MEDICARE CONTRIBUTION	2,419	2,850	0	0	4,176
11620400	62100	401K EMPLOYER CONTRIBUTION	2,422	3,422	0	0	3,840
11620400	62200	HEALTH INSURANCE PREMIUM	18,692	24,036	0	0	14,114
11620400	62211	PERSONNEL INSURANCE	1,569	2,115	0	0	2,880
TOTAL PERSONNEL			202,281	241,097	342,100	0	330,866
11620400	64800	TRAVEL EXPENSES	-127	0	0	0	0
11620400	76000	TRANSFERS OUT	80,123	0	0	0	0
11620400	69000	OTHER EXPENSES	0	0	0	0	0
TOTAL OTHER EXPENSES			79,996	0	0	0	0
11620400	64060	UTILITIES	0	0	0	0	0
TOTAL PERSONNEL, OTHER EXPENSES, AND UTILITIES			282,277	241,097	342,100	0	330,866
11620400	69010	PUBLIC AUDITOR 1% FEE	0	0	0	0	0
GRAND TOTAL			282,277	241,097	342,100	0	330,866
NUMBER OF POSITIONS			9	9	9	0	9

Budget Year: 2025

Department: Legislative Branch
Division/Activity: Current Senate Salaries
Org Code: 11620400

NOP	Job Class Code	Position	Employee	Employee Number	Personnel Status Code	Pay Grade/Step	Annual Salary	Allocation Percent	Allocation Salary	Total Fringe Benefits	Total
1	9995	SENATOR	CELINA R. BABAUTA	2909	EL	UNG	32,000	100%	32,000	2,448	34,448
1	9995	SENATOR	CORINA L. MAGOFNA	3767	EL	UNG	32,000	100%	32,000	2,448	34,448
1	9995	SENATOR	DENNIS JAMES C. MENDIOLA	3086	EL	UNG	32,000	100%	32,000	4,304	36,304
1	9995	SENATOR	DONALD M. MANGLONA	2905	EL	UNG	32,000	100%	32,000	7,789	39,789
1	9995	SENATOR	EDITH E. DELEON GUERRERO	2896	EL	UNG	32,000	100%	32,000	3,024	35,024
1	9995	SENATOR	FRANCISCO Q. CRUZ		EL	UNG	32,000	100%	32,000	2,448	34,448
1	9995	SENATOR	JUDE U. HOFSCHEIDER	2910	EL	UNG	32,000	100%	32,000	11,448	43,448
1	9995	SENATOR	KARL R. KING-NABORS	2923	EL	UNG	32,000	100%	32,000	6,509	38,509
1	9995	SENATOR	PAUL A. MANGLONA		EL	UNG	32,000	100%	32,000	2,448	34,448
9									288,000	42,866	330,866

COMMONWEALTH OF THE NORTHERN MARIANA ISLANDS

DEPARTMENT: LEGISLATIVE BRANCH

DIVISION: SENATE MEMBERS ALLOCATION

ORG: 11620500

ORG	OBJECT	DESCRIPTION	2022	2023	2024	2025	2025
			ACTUAL	ACTUAL	BUDGET PL 23-09	DEPARTMENT SUBMISSION	GOVERNOR'S PROPOSAL
11620500	61000	WAGES & SALARIES	62,487	106,615	0	0	0
11620500	61020	HOLIDAY PAY	0	5,416	0	0	0
11620500	62000	FICA CONTRIBUTION	3,874	6,946	0	0	0
11620500	62010	MEDICARE CONTRIBUTION	906	1,624	0	0	0
11620500	62200	HEALTH INSURANCE PREMIUM	94	0	0	0	0
11620500	62210	LIFE INSURANCE CONTRIBUTIONS	0	13	0	0	0
11620500	62211	PERSONNEL INSURANCE	20	0	0	0	0
TOTAL PERSONNEL			67,381	120,615	0	0	0
11620500	63000	PROFESSIONAL SERVICES	224,625	215,832	0	0	0
11620500	63001	OFFICIAL REPRESENTATION	2,066	8,470	0	0	0
11620500	63100	REPAIR AND MAINTENANCE	14,964	969	0	0	0
11620500	63300	CLEANING SERVICES	0	1,602	0	0	0
11620500	64000	ADMINISTRATIVE COSTS	0	365	0	0	0
11620500	64080	DUES AND SUBSCRIPTIONS	611	710	0	0	0
11620500	64090	COMMUNICATIONS	3,636	4,686	0	0	0
11620500	64100	PRINTING AND PHOTOCOPYING	3,942	1,613	0	0	0
11620500	64110	ADVERTISING	6,491	2,875	0	0	0
11620500	64700	RENTAL-VEHICLES	82,461	51,705	0	0	0
11620500	64710	RENTAL-HOUSING	0	394	0	0	0
11620500	64790	RENTAL-OTHERS	8,899	80	0	0	0
11620500	64800	TRAVEL EXPENSES	35,717	47,808	0	0	0
11620500	64810	SUBSISTANCE ALLOWANCE	385,000	377,958	0	0	0
11620500	64900	OTHER SERVICES & CHARGES	0	105	0	0	0

COMMONWEALTH OF THE NORTHERN MARIANA ISLANDS

DEPARTMENT: LEGISLATIVE BRANCH
DIVISION: SENATE MEMBERS ALLOCATION
ORG: 11620500

ORG	OBJECT	DESCRIPTION	2022 ACTUAL	2023 ACTUAL	2024 BUDGET PL 23-09	2025 DEPARTMENT SUBMISSION	2025 GOVERNOR'S PROPOSAL
11620500	65000	OFFICE SUPPLIES	2,126	11,070	0	0	0
11620500	65010	OPERATIONAL SUPPLIES	9,493	14,374	0	0	0
11620500	65020	FOOD ITEMS	2,576	1,523	0	0	0
11620500	65030	FUEL & LUBRICATE	7,863	9,514	0	0	0
11620500	65040	FURNITURE & FIXTURES	2,028	0	0	0	0
11620500	65900	FREIGHT AND HANDLING	1,594	6,760	0	0	0
11620500	66000	CAPITAL ASSETS	3,287	0	0	0	0
11620500	66040	MACHINERY	0	0	0	0	0
11620500	66060	VEHICLES	0	440	0	0	0
11620500	66070	TECHNOLOGY EQUIP	6,502	8,560	0	0	0
11620500	69110	CONTRIBUTIONS / DONATIONS	98,115	113,292	0	0	0
11620500	69000	OTHER EXPENSES	15,984	277	945,000	0	945,000
TOTAL OTHER EXPENSES			917,979	880,981	945,000	0	945,000
11620500	64060	UTILITIES	0	0	0	0	0
TOTAL PERSONNEL, OTHER EXPENSES, AND UTILITIES			985,360	1,001,596	945,000	0	945,000
11620500	69010	PUBLIC AUDITOR 1% FEE	0	0	0	0	0
GRAND TOTAL			985,360	1,001,596	945,000	0	945,000
NUMBER OF POSITIONS			27	27	27	0	27

COMMONWEALTH OF THE NORTHERN MARIANA ISLANDS

DEPARTMENT: LEGISLATIVE BRANCH

DIVISION: SENATE LEADERSHIP

ORG: 11620600

ORG	OBJECT	DESCRIPTION	2022 ACTUAL	2023 ACTUAL	2024 BUDGET PL 23-09	2025 DEPARTMENT SUBMISSION	2025 GOVERNOR'S PROPOSAL
11620600	61000	WAGES & SALARIES	0	18,254	0	0	0
11620600	61020	HOLIDAY PAY	0	735	0	0	0
11620600	62000	FICA CONTRIBUTION	0	1,177	0	0	0
11620600	62010	MEDICARE CONTRIBUTION	0	275	0	0	0
TOTAL PERSONNEL			0	20,441	0	0	0
11620600	63000	PROFESSIONAL SERVICES	0	70,772	0	0	0
11620600	63001	OFFICIAL REPRESENTATION	138	2,500	0	0	0
11620600	63300	CLEANING SERVICES	0	4,641	0	0	0
11620600	64090	COMMUNICATIONS	0	14	0	0	0
11620600	64100	PRINTING AND PHOTOCOPYING	0	225	0	0	0
11620600	64800	TRAVEL EXPENSES	1,324	1,227	0	0	0
11620600	64810	SUBSISTANCE ALLOWANCE	0	23,211	0	0	0
11620600	64900	OTHER SERVICES & CHARGES	0	198	0	0	0
11620600	65000	OFFICE SUPPLIES	1,800	270	0	0	0
11620600	65010	OPERATIONAL SUPPLIES	784	780	0	0	0
11620600	65020	FOOD ITEMS	0	342	0	0	0
11620600	65030	FUEL & LUBRICATE	0	3,518	0	0	0
11620600	65040	FURNITURE & FIXTURES	0	1,300	0	0	0
11620600	66030	LEASEHOLDS	0	10,606	0	0	0
11620600	66040	MACHINERY	0	7,210	0	0	0
11620600	66060	VEHICLES	0	23,439	0	0	0
11620600	69000	OTHER EXPENSES	0	406	100,000	0	100,000
11620600	69110	CONTRIBUTIONS / DONATIONS	0	11,670	0	0	0

COMMONWEALTH OF THE NORTHERN MARIANA ISLANDS

DEPARTMENT: LEGISLATIVE BRANCH

DIVISION: SENATE LEADERSHIP

ORG: 11620600

ORG	OBJECT	DESCRIPTION	2022 ACTUAL	2023 ACTUAL	2024 BUDGET PL 23-09	2025 DEPARTMENT SUBMISSION	2025 GOVERNOR'S PROPOSAL
TOTAL OTHER EXPENSES			4,046	162,329	100,000	0	100,000
11620600	64060	UTILITIES	0	0	0	0	0
TOTAL PERSONNEL, OTHER EXPENSES, AND UTILITIES			4,046	162,329	100,000	0	100,000
11620600	69010	PUBLIC AUDITOR 1% FEE	0	0	0	0	0
GRAND TOTAL			4,046	162,329	100,000	0	100,000
NUMBER OF POSITIONS			0	0	0	0	0

COMMONWEALTH OF THE NORTHERN MARIANA ISLANDS

DEPARTMENT: LEGISLATIVE BRANCH

DIVISION: LEGISLATIVE BUREAU

ORG: 11620700

ORG	OBJECT	DESCRIPTION	2022	2023	2024	2025	2025
			ACTUAL	ACTUAL	BUDGET PL 23-09	DEPARTMENT SUBMISSION	GOVERNOR'S PROPOSAL
11620700	61000	WAGES & SALARIES	1,448,647	1,411,987	1,596,194	1,599,474	1,295,396
11620700	61005	ARPA PREMIUM PAY	12,000	0	0	0	0
11620700	61020	HOLIDAY PAY	0	74,102	0	0	0
11620700	61200	BOARD & OTHER COMPENSATION	1,329	0	0	0	0
11620700	62000	FICA CONTRIBUTION	90,643	92,139	0	99,167	80,315
11620700	62010	MEDICARE CONTRIBUTION	21,199	21,549	0	23,192	18,783
11620700	62100	401K EMPLOYER CONTRIBUTION	18,520	20,370	0	33,773	27,504
11620700	62200	HEALTH INSURANCE PREMIUM	129,327	155,963	0	89,906	89,559
11620700	62211	PERSONNEL INSURANCE	13,763	14,579	0	24,331	21,291
TOTAL PERSONNEL			1,735,427	1,790,688	1,596,194	1,869,844	1,532,848
11620700	63000	PROFESSIONAL SERVICES	11,813	9,060	0	15,654	0
11620700	63001	OFFICIAL REPRESENTATION	2,285	20,053	0	7,000	0
11620700	63100	REPAIR AND MAINTENANCE	13,094	143,317	0	212,500	0
11620700	63200	PERSONNEL TRAINING COSTS	3,325	1,440	0	91,550	0
11620700	63300	CLEANING SERVICES	18,806	9,605	0	30,200	0
11620700	64000	ADMINISTRATIVE COSTS	835	4,506	0	0	0
11620700	64040	LICENSES AND FEES	57	755	0	0	0
11620700	64041	LICENSES AND FEES TECHNOLOGY	0	940	0	16,896	0
11620700	64050	INSURANCE	1,040	0	0	1,040	0
11620700	64080	DUES AND SUBSCRIPTIONS	37,619	41,529	0	43,514	0
11620700	64090	COMMUNICATIONS	13,454	53,254	0	53,500	0
11620700	64100	PRINTING AND PHOTOCOPYING	388	293	0	0	0
11620700	64110	ADVERTISING	1,823	608	0	1,500	0

COMMONWEALTH OF THE NORTHERN MARIANA ISLANDS

DEPARTMENT: LEGISLATIVE BRANCH

DIVISION: LEGISLATIVE BUREAU

ORG: 11620700

ORG	OBJECT	DESCRIPTION	2022	2023	2024	2025	2025
			ACTUAL	ACTUAL	BUDGET PL 23-09	DEPARTMENT SUBMISSION	GOVERNOR'S PROPOSAL
11620700	64790	RENTAL-OTHERS	89	0	0	0	0
11620700	64800	TRAVEL EXPENSES	52,746	133,499	0	55,000	0
11620700	64900	OTHER SERVICES & CHARGES	0	12,443	0	0	0
11620700	65000	OFFICE SUPPLIES	2,428	3,959	0	6,000	0
11620700	65010	OPERATIONAL SUPPLIES	29,085	53,414	0	25,000	0
11620700	65030	FUEL & LUBRICATE	2,235	2,577	0	2,500	0
11620700	65040	FURNITURE & FIXTURES	6,695	29,689	0	0	0
11620700	65900	FREIGHT AND HANDLING	0	788	0	4,000	0
11620700	66000	CAPITAL ASSETS	4,494	24,201	0	500,000	0
11620700	66020	IMPROVEMENTS	0	25,236	0	0	0
11620700	66040	MACHINERY	0	0	0	0	0
11620700	66070	TECHNOLOGY EQUIP	345	58,453	0	27,000	0
11620700	66900	NON-CAPITAL ASSETS	11,530	5,562	0	0	0
11620700	69999	MISCELLANEOUS ADJUSTMENTS	59	0	0	0	0
11620700	69000	OTHER EXPENSES	6,114	17,414	579,295	6,100	0
TOTAL OTHER EXPENSES			220,357	652,595	579,295	1,098,954	0
11620700	64060	UTILITIES	35,901	109,478	180,000	200,000	180,000
TOTAL PERSONNEL, OTHER EXPENSES, AND UTILITIES			1,991,685	2,552,762	2,355,489	3,168,798	1,712,848
11620700	69010	PUBLIC AUDITOR 1% FEE	5,044	0	0	0	0
GRAND TOTAL			1,996,729	2,552,762	2,355,489	3,168,798	1,712,848
NUMBER OF POSITIONS			34	34	32	32	32

Budget Year: 2025

Department: Legislative Branch
 Division/Activity: Legislative Bureau
 Org Code: 11620700

NOP	Job Class Code	Position	Employee	Employee Number	Personnel Status Code	Pay Grade/Step	Annual Salary	Allocation Percent	Allocation Salary	Total Fringe Benefits	Total
1	L155	DIRECTOR - LEGISLATIVE BUREAU	PERRY JOHN P. TENORIO	3681	AP	UNG	70,000	87.5%	61,250	5,788	67,038
1	0401	ADMINISTRATIVE ASSISTANT	CHRISTINE F. CASTRO	3738	ES	UNG	36,292	87.5%	31,755	3,001	34,756
1	L100	ADMINISTRATIVE OFFICER - LB	CARLA M. SAN NICOLAS	3719	ES	UNG	53,620	87.5%	46,917	4,434	51,351
1	L203	ADMINISTRATIVE SUPPORT ASST-LB	SANTIAGO T. CAMACHO	1033	ES	UNG	20,209	87.5%	17,683	5,863	23,546
1	L105	ASSISTANT SERGEANT-AT-ARMS-LB	BRENDON A. MANGLONA	2848	ES	UNG	21,219	87.5%	18,567	2,497	21,064
1	L105	ASSISTANT SERGEANT-AT-ARMS-LB	WILBRANDON S. AGUON JR.	4613	ES	UNG	21,219	87.5%	18,567	1,420	19,987
1	L150	DELEGATION CLERK - LB	FRANCES JOAN P. KAIPAT	3672	ES	UNG	42,012	87.5%	36,761	8,429	45,190
1	L160	FISCAL ANALYST - LB	DAVID S. DEMAPAN	3658	ES	UNG	84,893	87.5%	74,281	17,135	91,415
1	L160	FISCAL ANALYST - LB	THOMAS GREGORY A. RABAGO	3708	ES	UNG	55,125	87.5%	48,234	11,702	59,936
1	NEW	GRANTS WRITER	VACANT		ES	UNG	1	87.5%	1	0	1
1	L165	HOUSE JOURNAL CLERK - LB	LINDA B. MUNA	3717	ES	UNG	62,071	87.5%	54,312	5,133	59,445
1	9335	INFORMATION TECH. ASSISTANT	DELBERT C. CAMACHO	4368	ES	UNG	22,280	87.5%	19,495	9,415	28,910
1	L135	INFORMATION TECH. MANAGER -LB	JONATHAN M. DIAZ	3666	ES	UNG	46,319	87.5%	40,529	5,451	45,980
1	L166	JOURNAL CLERK - LB	BAYBIE S. HOCOG	6116	ES	UNG	22,280	87.5%	19,495	1,842	21,337
1	L166	JOURNAL CLERK - LB	LELA M. SANCHEZ	2502	ES	UNG	22,280	87.5%	19,495	1,842	21,337
1	L175	LEGAL COUNSEL - LB	JOHN BRADLEY	5711	ES	UNG	46,521	87.5%	40,706	3,114	43,820
1	L175	LEGAL COUNSEL - LB	JOSE A. BERMUDES	3697	ES	UNG	84,893	87.5%	74,281	7,020	81,300
1	L175	LEGAL COUNSEL - LB	JOSEPH L. TAIJERON JR	3664	ES	UNG	84,893	87.5%	74,281	9,991	84,272
1	L175	LEGAL COUNSEL - LB	JOSEPH MICHAEL HALLAHAN	4421	ES	UNG	80,000	87.5%	70,000	15,299	85,299
1	L170	LEGISLATIVE ASSISTANT - LB	CAMERON S. NICHOLAS	3689	ES	UNG	42,012	87.5%	36,761	6,959	43,720
1	L170	LEGISLATIVE ASSISTANT - LB	DEVIN JARED C. MACARANAS	4367	ES	UNG	34,564	87.5%	30,243	7,553	37,796
1	L170	LEGISLATIVE ASSISTANT - LB	NICHOLAS A. RABAULIMAN	1849	ES	UNG	34,564	87.5%	30,243	3,523	33,767
1	L180	LIBRARIAN - LB	SIMION R. LISUA	3670	ES	UNG	38,106	87.5%	33,343	8,898	42,241
1	L140	MAILROOM/COPIER RM OPERATOR-LB	PEORIS BESONG	3676	ES	UNG	48,635	87.5%	42,555	9,971	52,526
1	L195	PROCUREMENT SPECIALIST-LB	JOSE P. SABLAN	3800	ES	UNG	46,319	87.5%	40,529	5,451	45,980
1	L197	SENATE CLERK - LB	DOLORES S. BERMUDES	3774	ES	UNG	62,071	87.5%	54,312	12,276	66,589
1	L196	SENATE JOURNAL CLERK - LB	CHANELE C. BORJA	3755	ES	UNG	24,564	87.5%	21,493	2,891	24,384
1	L176	SENIOR LEGAL COUNCEL - LB	ANTONETTE R. VILLAGOMEZ	3739	ES	UNG	84,893	87.5%	74,281	7,020	81,300
1	L102	SENIOR LEGIS. ASST./POLICY ADV	CLARISSA D. SABLAN	3652	ES	UNG	62,071	87.5%	54,312	10,790	65,102
1	L103	SENIOR LEGISLATIVE ASSISTANT	JOLYN B. DUENAS-TAGABUEL	3821	ES	UNG	44,113	87.5%	38,599	16,343	54,941
1	L107	SERGEANT-AT-ARMS - LB	BENJAMIN KROY S. TERLAJE	3709	ES	UNG	31,350	87.5%	27,431	9,242	36,674
1	L107	SERGEANT-AT-ARMS - LB	PEDRO O. TOWAI	3705	ES	UNG	51,066	87.5%	44,683	17,161	61,844
									1,295,396	237,452	1,532,848

COMMONWEALTH OF THE NORTHERN MARIANA ISLANDS

DEPARTMENT: LEGISLATIVE BRANCH

DIVISION: CNMI YOUTH CONGRESS

ORG: 11620800

ORG	OBJECT	DESCRIPTION	2022	2023	2024	2025	2025
			ACTUAL	ACTUAL	BUDGET PL 23-09	DEPARTMENT SUBMISSION	GOVERNOR'S PROPOSAL
11620800	61000	WAGES & SALARIES	23,450	21,901	22,035	24,623	20,470
11620800	61020	HOLIDAY PAY	0	1,205	0	0	0
11620800	62000	FICA CONTRIBUTION	1,454	1,432	0	1,527	1,269
11620800	62010	MEDICARE CONTRIBUTION	340	335	0	357	297
11620800	62200	HEALTH INSURANCE PREMIUM	0	0	0	3,485	3,485
TOTAL PERSONNEL			25,244	24,873	22,035	29,991	25,521
11620800	63001	OFFICIAL REPRESENTATION	144	3,532	0	0	0
11620800	63200	PERSONNEL TRAINING COSTS	0	0	0	3,500	0
11620800	64041	LICENSES AND FEES TECHNOLOGY	0	0	0	1,050	0
11620800	64100	PRINTING AND PHOTOCOPYING	0	0	0	2,000	0
11620800	64110	ADVERTISING	329	0	0	0	0
11620800	64800	TRAVEL EXPENSES	3,132	2,858	0	9,000	0
11620800	65000	OFFICE SUPPLIES	415	750	0	3,000	0
11620800	65010	OPERATIONAL SUPPLIES	478	8,589	0	2,000	0
11620800	65020	FOOD ITEMS	372	1,122	0	2,000	0
11620800	65040	FURNITURE & FIXTURES	314	0	0	0	0
11620800	66070	TECHNOLOGY EQUIP	0	2,266	0	0	0
11620800	66900	NON-CAPITAL ASSETS	159	0	0	0	0
11620800	69000	OTHER EXPENSES	0	0	17,315	0	0
TOTAL OTHER EXPENSES			5,341	19,115	17,315	22,550	0
11620800	64060	UTILITIES	0	0	0	0	0
TOTAL PERSONNEL, OTHER EXPENSES, AND UTILITIES			30,585	43,989	39,350	52,541	25,521

COMMONWEALTH OF THE NORTHERN MARIANA ISLANDS

DEPARTMENT: LEGISLATIVE BRANCH
DIVISION: CNMI YOUTH CONGRESS
ORG: 11620800

ORG	OBJECT	DESCRIPTION	2022 ACTUAL	2023 ACTUAL	2024 BUDGET PL 23-09	2025 DEPARTMENT SUBMISSION	2025 GOVERNOR'S PROPOSAL
11620800	69010	PUBLIC AUDITOR 1% FEE	20,726	210	0	525	0
GRAND TOTAL			51,311	44,199	39,350	53,066	25,521
NUMBER OF POSITIONS			1	1	1	1	1

Budget Year: 2025

Department: Legislative Branch
Division/Activity: CNMI Youth Congress
Org Code: 11620800

NOP	Job Class Code	Position	Employee	Employee Number	Personnel Status Code	Pay Grade/Step	Annual Salary	Allocation Percent	Allocation Salary	Total Fringe Benefits	Total
1	L205	YOUTH CONGRESS SECRETARY/COORD	LUIS JOHN D. CASTRO	3740	ES	UNG	23,394	87.5%	20,470	5,051	25,521
1									20,470	5,051	25,521

COMMONWEALTH OF THE NORTHERN MARIANA ISLANDS

DEPARTMENT: OFFICE OF THE GOVERNOR

DIVISION: OFFICE OF THE GOVERNOR

ORG: 11261100

ORG	OBJECT	DESCRIPTION	2022 ACTUAL	2023 ACTUAL	2024 BUDGET PL 23-09	2025 DEPARTMENT SUBMISSION	2025 GOVERNOR'S PROPOSAL
11261100	61000	WAGES & SALARIES	455,810	281,600	698,812	620,000	670,857
11261100	61010	OVERTIME COMPENSATION	9,096	2,334	0	0	0
11261100	61020	HOLIDAY PAY	0	7,125	0	0	0
11261100	61200	BOARD & OTHER COMPENSATION	3,385	0	0	0	0
11261100	62000	FICA CONTRIBUTION	29,034	18,054	0	38,440	41,593
11261100	62010	MEDICARE CONTRIBUTION	6,790	4,223	0	8,990	9,727
11261100	62100	401K EMPLOYER CONTRIBUTION	5,576	1,790	0	0	2,695
11261100	62101	RETIREMENT CONTRIBUTIONS	0	21,326	0	44,868	36,000
11261100	62200	HEALTH INSURANCE PREMIUM	30,926	33,156	0	41,817	28,923
11261100	62211	PERSONNEL INSURANCE	2,225	2,501	0	11,160	5,389
TOTAL PERSONNEL			542,842	372,109	698,812	765,275	795,184
11261100	63000	PROFESSIONAL SERVICES	249,675	34,214	0	1	0
11261100	63001	OFFICIAL REPRESENTATION	554,090	-4,859	0	1	0
11261100	63100	REPAIR AND MAINTENANCE	1,773	18,688	0	1	0
11261100	63300	CLEANING SERVICES	800	0	0	0	0
11261100	64070	STORAGE AND HANDLING	4,633	3,064	0	0	0
11261100	64080	DUES AND SUBSCRIPTIONS	16,302	37,000	0	25,000	0
11261100	64090	COMMUNICATIONS	2,624	1,906	0	2,000	0
11261100	64100	PRINTING AND PHOTOCOPYING	93	160	0	1	0
11261100	64110	ADVERTISING	7,747	195	0	0	0
11261100	64740	RENTAL-HEAVY EQUIPMENTS	116,479	0	0	0	0
11261100	64790	RENTAL-OTHERS	0	-600	0	0	0
11261100	64800	TRAVEL EXPENSES	141,273	35,466	0	5,000	0

COMMONWEALTH OF THE NORTHERN MARIANA ISLANDS

DEPARTMENT: OFFICE OF THE GOVERNOR

DIVISION: OFFICE OF THE GOVERNOR

ORG: 11261100

ORG	OBJECT	DESCRIPTION	2022 ACTUAL	2023 ACTUAL	2024 BUDGET PL 23-09	2025 DEPARTMENT SUBMISSION	2025 GOVERNOR'S PROPOSAL
11261100	65000	OFFICE SUPPLIES	14,416	2,946	0	5,000	0
11261100	65010	OPERATIONAL SUPPLIES	13,842	12,051	0	1	0
11261100	65020	FOOD ITEMS	0	3,571	0	0	0
11261100	65030	FUEL & LUBRICATE	3,036	5,790	0	1	0
11261100	65040	FURNITURE & FIXTURES	7,866	10,075	0	1	0
11261100	66000	CAPITAL ASSETS	9,300	2,280	0	0	0
11261100	66040	MACHINERY	0	4,115	0	0	0
11261100	66060	VEHICLES	0	0	0	100	0
11261100	66070	TECHNOLOGY EQUIP	5,532	3,242	0	100	0
11261100	69000	OTHER EXPENSES	18,150	0	0	70,000	0
11261100	69010	PUBLIC AUDITOR 1% FEE	1,289	7,517	0	8,725	0
11261100	69110	CONTRIBUTIONS / DONATIONS	134,475	0	7,138	1	0
TOTAL OTHER EXPENSES			1,303,394	176,820	7,138	115,933	0
11261100	64060	UTILITIES	0	0	0	0	0
TOTAL PERSONNEL, OTHER EXPENSES, AND UTILITIES			1,846,236	548,929	705,950	881,208	795,184
11261100	69010	PUBLIC AUDITOR 1% FEE	18,462	5,489	0	8,812	7,952
GRAND TOTAL			1,864,699	554,418	705,950	890,020	803,136
NUMBER OF POSITIONS			12	12	16	16	16

Budget Year: 2025

Department: Office of the Governor

Division/Activity: Office of the Governor

Org Code: 11261100

NOP	Job Class Code	Position	Employee	Employee Number	Personnel Status Code	Pay Grade/Step	Annual Salary	Allocation Percent	Allocation Salary	Total Fringe Benefits	Total
1	9079	GOVERNOR	ARNOLD I. PALACIOS	3466	EL	UNG	120,000.00	100.00%	120,000	54,484	174,484
1	1144	ADMINISTRATIVE OFFICER	ROSALIA JULITA R. INOS	2300	ES	UNG	43,000.00	87.50%	37,625	3,556	41,181
1	9078	GOVERNOR'S LEGAL COUNSEL	JOHN B. LAYDE	3679	ES	UNG	80,000.00	87.50%	70,000	8,840	78,840
1	9806	GOVERNOR'S REPRESENTATIVE	DAVID M. SANTOS	2642	ES	UNG	42,000.00	87.50%	36,750	4,943	41,693
1	9804	SPECIAL ASST. TO THE GOVERNOR	BRIEN S. NICHOLAS JR	2303	ES	UNG	55,000.00	87.50%	48,125	15,699	63,824
1	9278	SPECIAL PROJECTS ASSISTANT	AGNES Q. TAITANO	4408	ES	UNG	30,000.00	87.50%	26,250	2,481	28,731
1	9278	SPECIAL PROJECTS ASSISTANT	VICENTA REMEDIO B. VILLAGOMEZ	3545	ES	UNG	35,000.00	87.50%	30,625	11,263	41,888
1	0401	ADMINISTRATIVE ASSISTANT	VACANT		ES	UNG	23,000.00	87.50%	20,125	1,540	21,665
1		CHIEF OF STAFF	VACANT		ES	UNG	60,000.00	87.50%	52,500	4,016	56,516
1	3355	FISCAL OFFICER	VACANT		ES	UNG	30,000.00	87.50%	26,250	2,008	28,258
1	8927	MAINTENANCE WORKER	VACANT		ES	UNG	20,000.00	87.50%	17,500	1,339	18,839
1		SPECIAL ADVISOR	VACANT		ES	UNG	36,551.00	87.50%	31,982	2,447	34,429
1	9398	SPECIAL ADVISOR POLICY& PROGRAM	VACANT		ES	UNG	55,000.00	87.50%	48,125	3,682	51,807
1	1989	SPECIAL PROJECTS COORDINATOR	VACANT		ES	UNG	32,500.00	87.50%	28,438	2,175	30,613
1		SPECIAL PROJECTS COORDINATOR	VACANT		ES	UNG	32,500.00	87.50%	28,438	2,175	30,613
1	9398	SPECIALADVISOR POLICY& PROGRAM	VACANT		ES	UNG	55,000.00	87.50%	48,125	3,682	51,807
									670,857	124,328	795,185

16

COMMONWEALTH OF THE NORTHERN MARIANA ISLANDS

DEPARTMENT: OFFICE OF THE GOVERNOR
DIVISION: GOVERNOR'S DISCRETIONARY ACCOUNT
ORG: 11269000

ORG	OBJECT	DESCRIPTION	2022 ACTUAL	2023 ACTUAL	2024 BUDGET PL 23-09	2025 DEPARTMENT SUBMISSION	2025 GOVERNOR'S PROPOSAL
11269000	61000	WAGES & SALARIES	0	0	0	0	0
11269000	61010	OVERTIME COMPENSATION	0	0	0	0	0
11269000	62000	FICA CONTRIBUTION	0	0	0	0	0
11269000	62010	MEDICARE CONTRIBUTION	0	0	0	0	0
11269000	62100	401K EMPLOYER CONTRIBUTION	0	0	0	0	0
11269000	62200	HEALTH INSURANCE PREMIUM	0	0	0	0	0
11269000	62211	PERSONNEL INSURANCE	0	0	0	0	0
TOTAL PERSONNEL			0	0	0	0	0
11269000	61050	PERFORMANCE BONUS	25,400	0	0	0	0
11269000	63000	PROFESSIONAL SERVICES	0	0	0	10,000	0
11269000	63001	OFFICIAL REPRESENTATION	0	28,044	0	20,000	0
11269000	63100	REPAIR AND MAINTENANCE	0	32,490	0	10,000	0
11269000	63200	PERSONNEL TRAINING COSTS	0	0	0	1,000	0
11269000	63300	CLEANING SERVICES	0	0	0	1,000	0
11269000	64040	LICENSES AND FEES	0	0	0	2,500	0
11269000	64041	LICENSES AND FEES TECHNOLOGY	0	0	0	2,500	0
11269000	64080	DUES AND SUBSCRIPTIONS	0	29,320	0	10,000	0
11269000	64090	COMMUNICATIONS	0	1,033	0	1,000	0
11269000	64100	PRINTING AND PHOTOCOPYING	0	0	0	5,000	0
11269000	64110	ADVERTISING	0	0	0	5,000	0
11269000	64790	RENTAL-OTHERS	0	1,440	0	0	0
11269000	64800	TRAVEL EXPENSES	0	12,763	0	5,000	0
11269000	64900	OTHER SERVICES & CHARGES	0	150	0	0	0

COMMONWEALTH OF THE NORTHERN MARIANA ISLANDS

DEPARTMENT: OFFICE OF THE GOVERNOR
DIVISION: GOVERNOR'S DISCRETIONARY ACCOUNT
ORG: 11269000

ORG	OBJECT	DESCRIPTION	2022 ACTUAL	2023 ACTUAL	2024 BUDGET PL 23-09	2025 DEPARTMENT SUBMISSION	2025 GOVERNOR'S PROPOSAL
11269000	65000	OFFICE SUPPLIES	0	2,470	0	6,000	0
11269000	65010	OPERATIONAL SUPPLIES	0	1,903	0	6,000	0
11269000	65020	FOOD ITEMS	0	22,321	0	0	0
11269000	65030	FUEL & LUBRICATE	0	0	0	5,000	0
11269000	65040	FURNITURE & FIXTURES	0	0	0	500	0
11269000	66020	IMPROVEMENTS	0	26,550	0	0	0
11269000	66040	MACHINERY	0	0	0	0	0
11269000	66060	VEHICLES	0	0	0	500	0
11269000	69000	OTHER EXPENSES	0	30	80,800	5,000	80,000
11269000	69110	CONTRIBUTIONS / DONATIONS	0	9,508	0	4,000	0
TOTAL OTHER EXPENSES			25,400	168,022	80,800	100,000	80,000
11269000	64060	UTILITIES	0	0	0	0	0
TOTAL PERSONNEL, OTHER EXPENSES, AND UTILITIES			25,400	168,022	80,800	100,000	80,000
11269000	69010	PUBLIC AUDITOR 1% FEE	16,045	500	0	1,000	800
GRAND TOTAL			41,445	168,522	80,800	101,000	80,800
NUMBER OF POSITIONS			0	0	0	0	0

COMMONWEALTH OF THE NORTHERN MARIANA ISLANDS

DEPARTMENT: OFFICE OF THE LT. GOVERNOR

DIVISION: OFFICE OF THE LT. GOVERNOR

ORG: 11262000

ORG	OBJECT	DESCRIPTION	2022 ACTUAL	2023 ACTUAL	2024 BUDGET PL 23-09	2025 DEPARTMENT SUBMISSION	2025 GOVERNOR'S PROPOSAL
11262000	61000	WAGES & SALARIES	125,751	290,086	518,119	638,175	557,781
11262000	61010	OVERTIME COMPENSATION	0	34	0	0	
11262000	61020	HOLIDAY PAY	0	8,428	0	0	
11262000	62000	FICA CONTRIBUTION	7,797	18,510	0	39,567	34,582
11262000	62010	MEDICARE CONTRIBUTION	1,823	4,329	0	9,254	8,088
11262000	62100	401K EMPLOYER CONTRIBUTION	0	1,070	0	2,000	1,750
11262000	62101	RETIREMENT CONTRIBUTIONS	36,406	35,881	0	37,390	30,000
11262000	62200	HEALTH INSURANCE PREMIUM	10,733	14,702	0	25,264	25,265
11262000	62211	PERSONNEL INSURANCE	1,196	3,619	0	11,487	5,819
TOTAL PERSONNEL			183,705	376,659	518,119	763,137	663,285
11262000	63000	PROFESSIONAL SERVICES	5,772	0	0	40,000	0
11262000	63100	REPAIR AND MAINTENANCE	1,218	2,945	0	5,000	0
11262000	63300	CLEANING SERVICES	621	275	0	1,000	0
11262000	64060	UTILITIES	0	0	0	10,000	0
11262000	64080	DUES AND SUBSCRIPTIONS	0	1,000	0	1,500	0
11262000	64090	COMMUNICATIONS	366	808	0	5,000	0
11262000	64100	PRINTING AND PHOTOCOPYING	0	1,180	0	2,000	0
11262000	64110	ADVERTISING	0	0	0	2,500	0
11262000	64790	RENTAL-OTHERS	1,040	720	0	0	0
11262000	64800	TRAVEL EXPENSES	8,650	305	0	0	0
11262000	65000	OFFICE SUPPLIES	2,243	8,900	0	10,000	0
11262000	65010	OPERATIONAL SUPPLIES	1,095	14,844	0	10,000	0
11262000	65020	FOOD ITEMS	879	0	0	0	0

COMMONWEALTH OF THE NORTHERN MARIANA ISLANDS

DEPARTMENT: OFFICE OF THE LT. GOVERNOR

DIVISION: OFFICE OF THE LT. GOVERNOR

ORG: 11262000

ORG	OBJECT	DESCRIPTION	2022 ACTUAL	2023 ACTUAL	2024 BUDGET PL 23-09	2025 DEPARTMENT SUBMISSION	2025 GOVERNOR'S PROPOSAL
11262000	65030	FUEL & LUBRICATE	1,210	9,383	0	13,000	0
11262000	65040	FURNITURE & FIXTURES	0	2,850	0	0	0
11262000	66000	CAPITAL ASSETS	0	1,399	0	0	0
11262000	66070	TECHNOLOGY EQUIP	3,598	475	0	0	0
11262000	69000	OTHER EXPENSES	0	0	5,261	0	0
11262000	69010	PUBLIC AUDITOR 1% FEE	990	5,574	0	8,631	0
11262000	69110	CONTRIBUTIONS / DONATIONS	10,000	0	0	0	0
TOTAL OTHER EXPENSES			37,681	50,657	5,261	108,631	0
11262000	64060	UTILITIES	0	0	0	0	0
TOTAL PERSONNEL, OTHER EXPENSES, AND UTILITIES			221,387	427,316	523,380	871,768	663,285
11262000	69010	PUBLIC AUDITOR 1% FEE	990	5,574	0	8,631	6,633
GRAND TOTAL			222,377	432,890	523,380	880,399	669,918
NUMBER OF POSITIONS			10	16	16	16	16

GENERAL FUND

Budget Year: 2025

Department: Office of the Lt. Governor

Division/Activity: Office of the Lt. Governor

Org Code: 11262000

NOP	Job Class Code	Position	Employee	Employee Number	Personnel Status Code	Pay Grade/Step	Annual Salary	Allocation Percent	Allocation Salary	Total Fringe Benefits	Total
1	9085	LIEUTENANT GOVERNOR	DAVID M. APATANG	3431	EL	UNG	100,000	100.00%	100,000	39,450	139,450
1	9803	LT. GOVERNOR'S REPRESENTATIVE	TRISNA B. REYES	2686	ES	UNG	30,000	87.50%	26,250	2,008	28,258
1	9395	SPECIAL ASSISTANT	STEVE K. MESNGON	2360	ES	UNG	45,000	87.50%	39,375	3,012	42,387
1	1866	FINANCIAL ANALYST	LUISE VICTORIA C. VILLAGOMEZ	3429	ES	UNG	50,000	87.50%	43,750	7,619	51,369
1	9140	SPEC ASST TO LT. GOVERNOR	HENRY S. HOFSCHEIDER	3437	ES	UNG	65,175	87.50%	57,028	8,874	65,902
1	0401	ADMINISTRATIVE ASSISTANT	YOUKI C. KISHIMOTO	3441	ES	UNG	40,000	87.50%	35,000	9,821	44,821
1	1989	SPECIAL PROJECTS COORDINATOR	JOAQUIN A. DELEON GUERRERO	3447	ES	UNG	50,000	87.50%	43,750	15,285	59,035
1	1989	SPECIAL PROJECTS COORDINATOR	JOSEPH R. PALACIOS	3449	ES	UNG	40,000	87.50%	35,000	3,308	38,308
1	1144	ADMINISTRATIVE OFFICER	LARISSA S. FLORES	3452	ES	UNG	50,000	87.50%	43,750	5,884	49,634
1	1989	SPECIAL PROJECTS COORDINATOR	VACANT		ES	UNG	40,000	87.50%	35,000	2,678	37,678
1	9398	SA ON POLICY & PROGRAMS	VACANT		ES	UNG	52,000	87.50%	45,500	3,481	48,981
1	0897	SPECIAL PROJECTS COORDINATOR	VACANT		ES	UNG	35,000	87.50%	30,625	2,343	32,968
1	9278	MEDIA OFFICE COORDINATOR	VACANT		ES	UNG	26,000	87.50%	22,750	1,740	24,490
1		SPECIAL PROJECTS COORDINATOR	VACANT		ES	UNG	1	87.50%	1	0	1
1		SPECIAL PROJECTS COORDINATOR	VACANT		ES	UNG	1	87.50%	1	0	1
1		SPECIAL PROJECTS COORDINATOR	VACANT		ES	UNG	1	87.50%	1	0	1
16									557,781	105,504	663,285

COMMONWEALTH OF THE NORTHERN MARIANA ISLANDS

DEPARTMENT: OFFICE OF THE LT. GOVERNOR
DIVISION: LT. GOVERNOR'S DISCRETIONARY ACCOUNT
ORG: 11269100

ORG	OBJECT	DESCRIPTION	2022	2023	2024	2025	2025
			ACTUAL	ACTUAL	BUDGET PL 23-09	DEPARTMENT SUBMISSION	GOVERNOR'S PROPOSAL
11269100	61000	WAGES & SALARIES	0	0	0	0	0
11269100	61010	OVERTIME COMPENSATION	0	0	0	0	0
11269100	62000	FICA CONTRIBUTION	0	0	0	0	0
11269100	62010	MEDICARE CONTRIBUTION	0	0	0	0	0
11269100	62100	401K EMPLOYER CONTRIBUTION	0	0	0	0	0
11269100	62200	HEALTH INSURANCE PREMIUM	0	0	0	0	0
11269100	62211	PERSONNEL INSURANCE	0	0	0	0	0
TOTAL PERSONNEL			0	0	0	0	0
11269100	63000	PROFESSIONAL SERVICES	26,410	0	0	0	0
11269100	63001	OFFICIAL REPRESENTATION	0	2,627	0	20,000	0
11269100	63100	REPAIR AND MAINTENANCE	4,503	2,695	0	0	0
11269100	63300	CLEANING SERVICES	686	701	0	0	0
11269100	64080	DUES AND SUBSCRIPTIONS	1,000	0	0	0	0
11269100	64090	COMMUNICATIONS	5,001	6,961	0	0	0
11269100	64100	PRINTING AND PHOTOCOPYING	265	1,265	0	0	0
11269100	64700	RENTAL-VEHICLES	1,035	0	0	0	0
11269100	64790	RENTAL-OTHERS	8,370	2,415	0	0	0
11269100	64800	TRAVEL EXPENSES	27,448	21,228	0	30,000	0
11269100	65000	OFFICE SUPPLIES	2,459	1,579	0	0	0
11269100	65010	OPERATIONAL SUPPLIES	6,009	10,395	0	0	0
11269100	65020	FOOD ITEMS	168	904	0	0	0
11269100	65030	FUEL & LUBRICATE	3,066	1,502	0	0	0
11269100	66040	MACHINERY	0	810	0	0	0

COMMONWEALTH OF THE NORTHERN MARIANA ISLANDS

DEPARTMENT: OFFICE OF THE LT. GOVERNOR
DIVISION: LT. GOVERNOR'S DISCRETIONARY ACCOUNT
ORG: 11269100

ORG	OBJECT	DESCRIPTION	2022 ACTUAL	2023 ACTUAL	2024 BUDGET PL 23-09	2025 DEPARTMENT SUBMISSION	2025 GOVERNOR'S PROPOSAL
11269100	66070	TECHNOLOGY EQUIP	320	825	0	0	0
11269100	69000	OTHER EXPENSES	0	0	50,000	0	49,505
11269100	69100	SCHOLARSHIPS AND GRANTS	0	105	0	0	0
11269100	69110	CONTRIBUTIONS / DONATIONS	48,650	20,151	0	20,000	0
TOTAL OTHER EXPENSES			135,389	74,162	50,000	70,000	49,505
11269100	64060	UTILITIES	988	0	0	0	0
TOTAL PERSONNEL, OTHER EXPENSES, AND UTILITIES			136,377	74,162	50,000	70,000	49,505
11269100	69010	PUBLIC AUDITOR 1% FEE	13,500	500	0	700	495
GRAND TOTAL			149,877	74,662	50,000	70,700	50,000
NUMBER OF POSITIONS			0	0	0	0	0

COMMONWEALTH OF THE NORTHERN MARIANA ISLANDS

DEPARTMENT: OTHER OFFICES OF THE GOVERNOR AND LT. GOVERNOR

DIVISION: OFFICE OF MANAGEMENT AND BUDGET

ORG: 11260900

ORG	OBJECT	DESCRIPTION	2022 ACTUAL	2023 ACTUAL	2024 BUDGET PL 23-09	2025 DEPARTMENT SUBMISSION	2025 GOVERNOR'S PROPOSAL
11260900	61000	WAGES & SALARIES	196,302	164,149	370,847	379,300	302,291
11260900	61010	OVERTIME COMPENSATION	586	1,307	0	10,024	0
11260900	61020	HOLIDAY PAY	0	5,285	0	1,459	0
11260900	61200	BOARD & OTHER COMPENSATION	3,231	0	0	0	0
11260900	62000	FICA CONTRIBUTION	12,407	10,586	0	24,229	18,742
11260900	62010	MEDICARE CONTRIBUTION	2,902	2,476	0	5,666	4,383
11260900	62100	401K EMPLOYER CONTRIBUTION	1,701	1,199	0	0	6,236
11260900	62101	RETIREMENT CONTRIBUTIONS	0	5,643	0	4,194	0
11260900	62200	HEALTH INSURANCE PREMIUM	23,647	16,940	0	25,264	28,750
11260900	62211	PERSONNEL INSURANCE	881	794	0	972	551
TOTAL PERSONNEL			241,658	208,378	370,847	451,108	360,953
11260900	63100	REPAIR AND MAINTENANCE	0	174	0	600	0
11260900	63300	CLEANING SERVICES	1,000	1,080	0	3,600	0
11260900	64040	LICENSES AND FEES	0	178	0	0	0
11260900	64090	COMMUNICATIONS	0	941	0	3,600	0
11260900	64800	TRAVEL EXPENSES	0	429	0	2,000	0
11260900	65000	OFFICE SUPPLIES	0	0	0	800	0
11260900	65010	OPERATIONAL SUPPLIES	0	426	0	1,000	0
11260900	65030	FUEL & LUBRICATE	0	0	0	3,407	0
11260900	66070	TECHNOLOGY EQUIP	0	0	0	10,200	0
11260900	69000	OTHER EXPENSES	0	2,707	3,811	0	0
TOTAL OTHER EXPENSES			1,000	5,934	3,811	25,207	0

COMMONWEALTH OF THE NORTHERN MARIANA ISLANDS

DEPARTMENT: OTHER OFFICES OF THE GOVERNOR AND LT. GOVERNOR

DIVISION: OFFICE OF MANAGEMENT AND BUDGET

ORG: 11260900

ORG	OBJECT	DESCRIPTION	2022 ACTUAL	2023 ACTUAL	2024 BUDGET PL 23-09	2025 DEPARTMENT SUBMISSION	2025 GOVERNOR'S PROPOSAL
11260900	64060	UTILITIES	0	0	0	5,198	0
TOTAL PERSONNEL, OTHER EXPENSES, AND UTILITIES			242,658	214,312	374,658	481,513	360,953
11260900	69010	PUBLIC AUDITOR 1% FEE	5,849	3,275	0	4,815	3,610
GRAND TOTAL			248,507	217,587	374,658	486,328	364,563
NUMBER OF POSITIONS			7	9	9	9	8

Budget Year: 2025

Department: Other Offices of the Governor and Lt. Governor
Division/Activity: Office of Management and Budget
Org Code: 11260900

NOP	Job Class Code	Position	Employee	Employee Number	Personnel Status Code	Pay Grade/Step	Annual Salary	Allocation Percent	Allocation Salary	Total Fringe Benefits	Total
1	1718	SA-OMB/CIP ADMINISTRATOR	VIRGINIA C. VILLAGOMEZ	3654	AP	UNG	65,175	87.50%	57,028	10,129	67,157
1	0023	ADMINISTRATIVE ASSISTANT	NATALYN M. WILLIAM	2326	ES	UNG	35,000	87.50%	30,625	2,343	32,968
1	1866	FINANCIAL ANALYST	ANGELINA L. PHILLIPS	3700	ES	UNG	48,000	87.50%	42,000	4,893	46,893
1	2018	PROGRAM COORDINATOR	DELORES T. MENDIOLA	1630	ES	UNG	31,000	87.50%	27,125	5,560	32,685
1	3718	SENIOR FINANCIAL ANALYST	JAZMIN L. CAMACHO	2307	ES	UNG	65,000	87.50%	56,875	15,502	72,377
1	8996	TECHNICAL FINANCIAL ANALYST	ANGERIKA DLG. YAMAGISHI	6036	ES	UNG	35,000	87.50%	30,625	7,604	38,229
1	8996	TECHNICAL FINANCIAL ANALYST	JULIE ANNE R. LOONG	4657	ES	UNG	30,000	87.50%	26,250	3,058	29,308
1	8996	TECHNICAL FINANCIAL ANALYST	PAULINE M. IGUEL	5675	ES	UNG	36,300	87.50%	31,763	9,574	41,336
8									302,291	58,662	360,953

COMMONWEALTH OF THE NORTHERN MARIANA ISLANDS

DEPARTMENT: OTHER OFFICES OF THE GOVERNOR AND LT. GOVERNOR

DIVISION: ADMINISTRATIVE SERVICES

ORG: 11260100

ORG	OBJECT	DESCRIPTION	2022 ACTUAL	2023 ACTUAL	2024 BUDGET PL 23-09	2025 DEPARTMENT SUBMISSION	2025 GOVERNOR'S PROPOSAL
11260100	61000	WAGES & SALARIES	472,840	327,944	620,381	0	507,675
11260100	61010	OVERTIME COMPENSATION	0	3,209	0	0	0
11260100	61020	HOLIDAY PAY	0	6,657	0	0	0
11260100	62000	FICA CONTRIBUTION	29,316	20,914	0	0	31,476
11260100	62010	MEDICARE CONTRIBUTION	6,856	4,899	0	0	7,361
11260100	62100	401K EMPLOYER CONTRIBUTION	883	467	0	0	1,400
11260100	62101	RETIREMENT CONTRIBUTIONS	0	11,580	0	0	27,300
11260100	62200	HEALTH INSURANCE PREMIUM	55,478	38,096	0	0	53,666
11260100	62211	PERSONNEL INSURANCE	3,769	3,040	0	0	5,954
TOTAL PERSONNEL			569,142	416,807	620,381	0	634,832
11260100	63000	PROFESSIONAL SERVICES	0	1,800	0	0	0
11260100	63001	OFFICIAL REPRESENTATION	494	2,000	0	0	0
11260100	63100	REPAIR AND MAINTENANCE	21,703	6,632	0	0	0
11260100	63300	CLEANING SERVICES	0	1,525	0	0	0
11260100	64000	ADMINISTRATIVE COSTS	25,520	0	0	0	0
11260100	64040	LICENSES AND FEES	0	-27,970	0	0	0
11260100	64041	LICENSES AND FEES TECHNOLOGY	5,000	0	0	0	0
11260100	64060	UTILITIES	1,705	27,970	0	0	0
11260100	64080	DUES AND SUBSCRIPTIONS	0	169	0	0	0
11260100	64090	COMMUNICATIONS	725	6,514	0	0	0
11260100	64100	PRINTING AND PHOTOCOPYING	0	975	0	0	0
11260100	64110	ADVERTISING	0	784	0	0	0
11260100	64800	TRAVEL EXPENSES	1,381	949	0	0	0

COMMONWEALTH OF THE NORTHERN MARIANA ISLANDS

DEPARTMENT: OTHER OFFICES OF THE GOVERNOR AND LT. GOVERNOR

DIVISION: ADMINISTRATIVE SERVICES

ORG: 11260100

ORG	OBJECT	DESCRIPTION	2022	2023	2024	2025	2025
			ACTUAL	ACTUAL	BUDGET PL 23-09	DEPARTMENT SUBMISSION	GOVERNOR'S PROPOSAL
11260100	65000	OFFICE SUPPLIES	0	2,022	0	0	0
11260100	65010	OPERATIONAL SUPPLIES	540	3,078	0	0	0
11260100	65020	FOOD ITEMS	0	3,750	0	0	0
11260100	65030	FUEL & LUBRICATE	747	4,789	0	0	0
11260100	65040	FURNITURE & FIXTURES	0	801	0	0	0
11260100	69000	OTHER EXPENSES	0	0	6,371	0	0
11260100	69110	CONTRIBUTIONS / DONATIONS	50,000	0	0	0	0
TOTAL OTHER EXPENSES			107,815	35,787	6,371	0	0
11260100	64060	UTILITIES	1,705	27,970		0	0
TOTAL PERSONNEL, OTHER EXPENSES, AND UTILITIES			678,662	480,564	626,752	0	634,832
11260100	69010	PUBLIC AUDITOR 1% FEE	1,211	5,766	0	0	6,348
GRAND TOTAL			679,873	486,330	626,752	0	641,180
NUMBER OF POSITIONS			22	22	22	0	17

GENERAL FUND

Budget Year: 2025

Department: Other Offices of the Governor and Lt. Governor
Division/Activity: Administrative Services
Org Code: 11260100

NOP	Job Class Code	Position	Employee	Employee Number	Personnel Status Code	Pay Grade/Step	Annual Salary	Allocation Percent	Allocation Salary	Total Fringe Benefits	Total
1	1144	ADMINISTRATIVE OFFICER	MICHELLE MARIE I. TAGABUEL	1821	ES	UNG	40,000	87.50%	35,000	3,308	38,308
1	8902	ASST BUILDING MAINTENANCE	JOHN PAUL B. LIZAMA	2313	ES	UNG	25,000	87.50%	21,875	5,158	27,033
1	1989	SPECIAL PROJECTS COORDINATOR	JEAN PAUL B. REYES	2315	ES	UNG	50,000	87.50%	43,750	20,744	64,494
1	8130	FACILITY MAINTENANCE MANAGER	JOAQUIN T. QUITUGUA	2346	ES	UNG	40,000	87.50%	35,000	10,451	45,451
1	1808	ADMINISTRATIVE SPECIALIST	BEGONIA MARIE O. CAMACHO	3140	ES	UNG	40,000	87.50%	35,000	9,821	44,821
1	8950	GENERAL MAINTENANCE	EDWIN T. CABRERA	3148	ES	UNG	28,000	87.50%	24,500	2,315	26,815
1	8126	FACILITIES SUPERVISOR	DANIEL M. LISUA	3149	ES	UNG	33,000	87.50%	28,875	6,214	35,089
1	7906	OFFICE CLEANER	ELIZABETH V. MANALO	3160	ES	UNG	22,000	87.50%	19,250	12,624	31,874
1	9409	SPEC. ASST. PROGS.& LEGS. REVW	AMELIA C. SHAI	3167	AP	UNG	45,000	87.50%	39,375	7,206	46,581
1	1144	ADMINISTRATIVE OFFICER	GERALDINE P. MAFNAS	4073	ES	UNG	40,000	87.50%	35,000	4,708	39,708
1	0897	MEDIA OFFICE COORDINATOR	ETHAN JOE S. KWON	5689	ES	UNG	26,000	87.50%	22,750	1,740	24,490
1	8950	GENERAL MAINTENANCE	JOSEPH RICHARD . CAMACHO	5927	ES	UNG	30,000	87.50%	26,250	2,481	28,731
1	0401	ADMINISTRATIVE ASSISTANT	BRENNA T. SABLAN	5928	ES	UNG	18,000	87.50%	15,750	1,488	17,238
1	0401	ADMINISTRATIVE ASSISTANT	NATASHA DAEANN . CELIS	5930	ES	UNG	24,000	87.50%	21,000	1,607	22,607
1	9102	SPEC ASST FOR ADMINISTRATION	OSCAR M. BABAUTA SR	5948	AP	UNG	54,000	87.50%	47,250	25,784	73,034
1	9154	PROTOCOL OFFICER	IGNACIA L. EVANGELISTA	6012	ES	UNG	43,200	87.50%	37,800	10,035	47,835
1	0401	ADMINISTRATIVE ASSISTANT	SHANAIA HOPE L. RABAULIMAN	6061	ES	UNG	22,000	87.50%	19,250	1,473	20,723
									507,675	127,157	634,832

17

COMMONWEALTH OF THE NORTHERN MARIANA ISLANDS

DEPARTMENT: OTHER OFFICES OF THE GOVERNOR AND LT. GOVERNOR
DIVISION: CNMI HOMELAND SECURITY AND EMERGENCY MANAGEMENT OFFICE
ORG: 11260700

ORG	OBJECT	DESCRIPTION	2022 ACTUAL	2023 ACTUAL	2024 BUDGET PL 23-09	2025 DEPARTMENT SUBMISSION	2025 GOVERNOR'S PROPOSAL
11260700	61000	WAGES & SALARIES	87,037	212,045	504,783	447,200	351,700
11260700	61010	OVERTIME COMPENSATION	0	83,477	0	0	0
11260700	61020	HOLIDAY PAY	0	6,876	0	0	0
11260700	62000	FICA CONTRIBUTION	5,396	18,749	0	27,726	21,805
11260700	62010	MEDICARE CONTRIBUTION	1,262	4,385	0	6,484	5,100
11260700	62100	401K EMPLOYER CONTRIBUTION	851	809	0	20,880	960
11260700	62101	RETIREMENT CONTRIBUTIONS	0	8,588	0	195,176	15,750
11260700	62200	HEALTH INSURANCE PREMIUM	959	10,466	0	7,978	10,455
11260700	62211	PERSONNEL INSURANCE	1,065	1,700	0	0	2,232
TOTAL PERSONNEL			96,571	347,095	504,783	705,444	408,002
11260700	63000	PROFESSIONAL SERVICES	100,880	1,455,748	0	20,000	0
11260700	63100	REPAIR AND MAINTENANCE	14,631	26,045	0	0	0
11260700	63300	CLEANING SERVICES	26,022	-4,579	0	39,000	0
11260700	64070	STORAGE AND HANDLING	0	14,303	0	0	0
11260700	64090	COMMUNICATIONS	12,064	81,827	0	40,000	0
11260700	64100	PRINTING AND PHOTOCOPYING	293	2,578	0	0	0
11260700	64110	ADVERTISING	8,135	153,353	0	0	0
11260700	64700	RENTAL-VEHICLES	7,800	10,080	0	0	0
11260700	64720	RENTAL-OFFICES	33,017	-24,767	0	0	0
11260700	64730	RENTAL-OFFICE EQUIPMENT	623	17,123	0	0	0
11260700	64740	RENTAL-HEAVY EQUIPMENTS	0	81,093	0	0	0
11260700	64790	RENTAL-OTHERS	274,360	190,120	0	0	0
11260700	64800	TRAVEL EXPENSES	0	16,026	0	0	0

COMMONWEALTH OF THE NORTHERN MARIANA ISLANDS

DEPARTMENT: OTHER OFFICES OF THE GOVERNOR AND LT. GOVERNOR
DIVISION: CNMI HOMELAND SECURITY AND EMERGENCY MANAGEMENT OFFICE
ORG: 11260700

ORG	OBJECT	DESCRIPTION	2022	2023	2024	2025	2025
			ACTUAL	ACTUAL	BUDGET PL 23-09	DEPARTMENT SUBMISSION	GOVERNOR'S PROPOSAL
11260700	65000	OFFICE SUPPLIES	0	4,669	0	0	0
11260700	65010	OPERATIONAL SUPPLIES	24,114	35,019	0	0	0
11260700	65020	FOOD ITEMS	445	4,562	0	0	0
11260700	65030	FUEL & LUBRICATE	0	12,455	0	35,000	0
11260700	65900	FREIGHT AND HANDLING	50,414	-50,321	0	10,000	0
11260700	66000	CAPITAL ASSETS	27,877	-22,350	0	0	0
11260700	66040	MACHINERY	0	2,200	0	0	0
11260700	66060	VEHICLES	0	74,390	0	0	0
11260700	66900	NON-CAPITAL ASSETS	0	4,357	0	0	0
11260700	67100	PROJECT EXPENSES	109,895	0		0	0
11260700	69000	OTHER EXPENSES	0	2,160	5,187	30,000	0
11260700	69020	SETTLEMENT AGST GOVERNMENT	50,000	0	0	0	0
TOTAL OTHER EXPENSES			740,570	2,086,090	5,187	174,000	0
11260700	64060	UTILITIES	37,588	6,884	0	60,000	0
TOTAL PERSONNEL, OTHER EXPENSES, AND UTILITIES			874,729	2,440,069	509,970	939,444	408,002
11260700	69010	PUBLIC AUDITOR 1% FEE	1,176	4,993	0	2,340	4,080
GRAND TOTAL			875,905	2,445,062	509,970	941,784	412,082
NUMBER OF POSITIONS			17	17	17	17	14

Budget Year: 2025

Department: Other Offices of the Governor and Lt. Governor
Division/Activity: CNMI Homeland Security & Emergency Management Office
Org Code: 11260700

NOP	Job Class Code	Position	Employee	Employee Number	Personnel Status Code	Pay Grade/Step	Annual Salary	Allocation Percent	Allocation Salary	Total Fringe Benefits	Total
1	9251	SA FOR HOMELAND SECURITY	FRANKLIN R. BABAUTA	5936	AP	UNG	60,000	87.50%	52,500	19,766	72,266
1	8240	CERT COORDINATOR	RAY STEVEN A. AGUON	1785	ES	UNG	30,000	80.00%	24,000	2,268	26,268
1	9322	EOC WARNING OFFICER	JACOB D. SABLAN	1798	ES	UNG	25,000	80.00%	20,000	5,015	25,015
1	9322	EOC WARNING OFFICER	JIMMY LEE V. DEMAPAN	1799	ES	UNG	25,000	80.00%	20,000	1,530	21,530
1	9322	EOC WARNING OFFICER	JOSE C. NAPUTI	1802	ES	UNG	25,000	80.00%	20,000	1,530	21,530
1	9322	EOC WARNING OFFICER	DION D. CAMACHO	1815	ES	UNG	28,000	80.00%	22,400	1,714	24,114
1	9322	EOC WARNING OFFICER	JAYSON P. SAN NICOLAS	1823	ES	UNG	30,000	80.00%	24,000	3,228	27,228
1	9323	EOC OPERATIONAL THREAT SPEC.	STEVEN N. VAN-WINKLE	1826	ES	UNG	35,000	80.00%	28,000	6,131	34,131
1	8125	FACILITIES SPECAILIST	FRITZ W. RASIANG	1839	ES	UNG	25,000	80.00%	20,000	1,890	21,890
1	9456	HSEM REPRESENTATIVE	PETER MARIO L. CRUZ	1840	ES	UNG	30,000	80.00%	24,000	5,321	29,321
1	9323	EOC OPERATIONAL THREAT SPEC.	JOHN . MARIO	1842	ES	UNG	35,000	80.00%	28,000	2,646	30,646
1	9322	EOC WARNING OFFICER	DIONICIO JUNIOR P. LIZAMA	3938	ES	UNG	25,000	80.00%	20,000	1,530	21,530
1	9322	EOC WARNING OFFICER	RICARDO T. SANTOS	4154	ES	UNG	25,000	80.00%	20,000	1,530	21,530
1	1915	RESPONSE/RECOVERY COORDINATOR	JOAQUIN VILLAGOMEZ DIAZ	4019	ES	UNG	36,000	80.00%	28,800	2,203	31,003
14									351,700	56,302	408,002

COMMONWEALTH OF THE NORTHERN MARIANA ISLANDS

DEPARTMENT: OTHER OFFICES OF THE GOVERNOR AND LT. GOVERNOR

DIVISION: OFFICE OF YOUTH AFFAIRS

ORG: 11261800

ORG	OBJECT	DESCRIPTION	2022 ACTUAL	2023 ACTUAL	2024 BUDGET PL 23-09	2025 DEPARTMENT SUBMISSION	2025 GOVERNOR'S PROPOSAL
11261800	61000	WAGES & SALARIES	120,270	121,352	246,126	257,000	224,875
11261800	61010	OVERTIME COMPENSATION	0	1,546	0	0	0
11261800	61020	HOLIDAY PAY	0	6,226	0	0	0
11261800	62000	FICA CONTRIBUTION	7,457	8,243	0	15,934	13,942
11261800	62010	MEDICARE CONTRIBUTION	1,744	1,928	0	3,727	3,261
11261800	62100	401K EMPLOYER CONTRIBUTION	496	0	0	0	0
11261800	62200	HEALTH INSURANCE PREMIUM	11,631	1,841	0	0	3,485
11261800	62211	PERSONNEL INSURANCE	274	0	0	4,626	0
TOTAL PERSONNEL			141,871	141,135	246,126	281,287	245,563
11261800	63000	PROFESSIONAL SERVICES	8,000	0	0	0	0
11261800	63001	OFFICIAL REPRESENTATION	750	0	0	0	0
11261800	63100	REPAIR AND MAINTENANCE	38,783	2,209	0	2,500	0
11261800	63200	PERSONNEL TRAINING COSTS	32,225	0	0	0	0
11261800	63300	CLEANING SERVICES	180	650	0	0	0
11261800	64090	COMMUNICATIONS	1,319	0	0	0	0
11261800	64100	PRINTING AND PHOTOCOPYING	160	0	0	2,000	0
11261800	64800	TRAVEL EXPENSES	72,880	4,137	0	0	0
11261800	64900	OTHER SERVICES & CHARGES	3,692	0	0	0	0
11261800	65000	OFFICE SUPPLIES	5,744	1,127	0	7,080	0
11261800	65010	OPERATIONAL SUPPLIES	15,927	5,582	0	5,000	0
11261800	65020	FOOD ITEMS	14,021	242	0	1,500	0
11261800	65030	FUEL & LUBRICATE	4,736	378	0	10,000	0
11261800	65040	FURNITURE & FIXTURES	19,095	4,280	0	0	0

COMMONWEALTH OF THE NORTHERN MARIANA ISLANDS

DEPARTMENT: OTHER OFFICES OF THE GOVERNOR AND LT. GOVERNOR

DIVISION: OFFICE OF YOUTH AFFAIRS

ORG: 11261800

ORG	OBJECT	DESCRIPTION	2022 ACTUAL	2023 ACTUAL	2024 BUDGET PL 23-09	2025 DEPARTMENT SUBMISSION	2025 GOVERNOR'S PROPOSAL
11261800	66000	CAPITAL ASSETS	240	0	0	0	0
11261800	66010	BUILDINGS	22,030	0	0	0	0
11261800	66040	MACHINERY	0	3,385	0	0	0
11261800	66070	TECHNOLOGY EQUIP	14,120	7,452	0	0	0
11261800	69000	OTHER EXPENSES	1,479	0	2,532	0	0
TOTAL OTHER EXPENSES			255,383	29,442	2,532	28,080	0
11261800	64060	UTILITIES	0	0	0	0	0
TOTAL PERSONNEL, OTHER EXPENSES, AND UTILITIES			397,254	170,577	248,658	309,367	245,563
11261800	69010	PUBLIC AUDITOR 1% FEE	2,920	2,814	0	0	2,456
GRAND TOTAL			400,174	173,391	248,658	309,367	248,019
NUMBER OF POSITIONS			10	10	8	8	8

GENERAL FUND

Budget Year: 2025

Department: Other Offices of the Governor and Lt. Governor
Division/Activity: Youth Affairs Office
Org Code: 11261800

NOP	Job Class Code	Position	Employee	Employee Number	Personnel Status Code	Pay Grade/Step	Annual Salary	Allocation Percent	Allocation Salary	Total Fringe Benefits	Total
1	9129	SPEC ASST FOR YOUTH SERVICES	DELBERT T. PUA	1392	AP	UNG	45,000	87.50%	39,375	6,497	45,872
1	1808	ADMINISTRATIVE SPECIALIST	KEOLANI ROSE P. RIOS	4597	ES	UNG	37,000	87.50%	32,375	2,477	34,852
1	1781	COMMUNITY RELATIONS COORD.	EDMOND H. BORJA	804	ES	UNG	30,000	87.50%	26,250	2,008	28,258
1	8992	GROUPS MAINTENANCE	IGNACIO MANUEL KAIPAT SANTOS		ES	UNG	25,000	87.50%	21,875	1,673	23,548
1	2018	PROGRAM COORDINATOR	ESTEVAN U. CRUZ JR	3751	ES	UNG	28,000	87.50%	24,500	1,874	26,374
1	8981	YOUTH AFFAIRS REPRESENTATIVE	MONISSALYN I. BLAS	3965	ES	UNG	40,000	87.50%	35,000	2,678	37,678
1	2979	YOUTH COMMUNITY ASSISTANT	BENSTER E. ALDAN	4455	ES	UNG	25,000	87.50%	21,875	1,673	23,548
1	2979	YOUTH COMMUNITY ASSISTANT	EVELYN S. HERMOSILLA	2369	ES	UNG	27,000	87.50%	23,625	1,807	25,432
8									224,875	20,688	245,563

COMMONWEALTH OF THE NORTHERN MARIANA ISLANDS

DEPARTMENT: OTHER OFFICES OF THE GOVERNOR AND LT. GOVERNOR

DIVISION: OFFICE OF PLANNING AND DEVELOPMENT

ORG: 11260500

ORG	OBJECT	DESCRIPTION	2022	2023	2024	2025	2025
			ACTUAL	ACTUAL	BUDGET PL 23-09	DEPARTMENT SUBMISSION	GOVERNOR'S PROPOSAL
11260500	61000	WAGES & SALARIES	106,969	82,439	221,226	229,915	226,146
11260500	61020	HOLIDAY PAY	0	3,795	0	0	0
11260500	62000	FICA CONTRIBUTION	6,632	5,337	0	14,255	14,021
11260500	62010	MEDICARE CONTRIBUTION	1,551	1,242	0	3,334	3,279
11260500	62100	401K EMPLOYER CONTRIBUTION	1,275	736	0	9,197	0
11260500	62200	HEALTH INSURANCE PREMIUM	1,853	1,169	0	32,609	25,473
11260500	62211	PERSONNEL INSURANCE	0	22	0	4,138	2,243
TOTAL PERSONNEL			118,280	94,740	221,226	293,448	271,162
11260500	63000	PROFESSIONAL SERVICES	31,415	6,145	0	0	0
11260500	63100	REPAIR AND MAINTENANCE	6,821	765	0	3,000	0
11260500	63200	PERSONNEL TRAINING COSTS	4,325	0	0	0	0
11260500	63300	CLEANING SERVICES	11,200	5,000	0	9,060	0
11260500	64080	DUES AND SUBSCRIPTIONS	11,590	10,856	0	0	0
11260500	64090	COMMUNICATIONS	938	236	0	9,000	0
11260500	64100	PRINTING AND PHOTOCOPYING	2,344	420	0	0	0
11260500	64110	ADVERTISING	3,368	1,570	0	0	0
11260500	64720	RENTAL-OFFICES	4,500	920	0	0	0
11260500	64790	RENTAL-OTHERS	13,340	2,480	0	0	0
11260500	64800	TRAVEL EXPENSES	66,148	11,929	0	0	0
11260500	64900	OTHER SERVICES & CHARGES	2,473	550	0	0	0
11260500	65000	OFFICE SUPPLIES	261	2,318	0	2,000	0
11260500	65010	OPERATIONAL SUPPLIES	19,869	2,165	0	3,000	0
11260500	65020	FOOD ITEMS	320	0	0	0	0

COMMONWEALTH OF THE NORTHERN MARIANA ISLANDS

DEPARTMENT: OTHER OFFICES OF THE GOVERNOR AND LT. GOVERNOR

DIVISION: OFFICE OF PLANNING AND DEVELOPMENT

ORG: 11260500

ORG	OBJECT	DESCRIPTION	2022 ACTUAL	2023 ACTUAL	2024 BUDGET PL 23-09	2025 DEPARTMENT SUBMISSION	2025 GOVERNOR'S PROPOSAL
11260500	65030	FUEL & LUBRICATE	1,286	152	0	2,640	0
11260500	65040	FURNITURE & FIXTURES	6,900	600	0	0	0
11260500	65900	FREIGHT AND HANDLING	3,223	0	0	0	0
11260500	66000	CAPITAL ASSETS	5,634	5,490	0	0	0
11260500	66020	IMPROVEMENTS	849	15,100	0	0	0
11260500	66060	VEHICLES	18,000	0	0	0	0
11260500	66070	TECHNOLOGY EQUIP	15,593	0	0	0	0
11260500	66900	NON-CAPITAL ASSETS	470	0	0	0	0
11260500	69000	OTHER EXPENSES	13,224	0	2,275	0	0
11260500	69110	CONTRIBUTIONS / DONATIONS	5,000	1,000	0	0	0
TOTAL OTHER EXPENSES			249,091	67,696	2,275	28,700	0
11260500	64060	UTILITIES	4,438	1,197	0	8,000	0
TOTAL PERSONNEL, OTHER EXPENSES, AND UTILITIES			371,809	163,633	223,501	330,148	271,162
11260500	69010	PUBLIC AUDITOR 1% FEE	2,250	2,347	0	0	2,712
GRAND TOTAL			374,059	165,980	223,501	330,148	273,874
NUMBER OF POSITIONS			5	5	5	8	5

GENERAL FUND

Budget Year: 2025

Department: Other Offices of the Governor and Lt. Governor
Division/Activity: Office of Planning and Development
Org Code: 11260500

NOP	Job Class Code	Position	Employee	Employee Number	Personnel Status Code	Pay Grade/Step	Annual Salary	Allocation Percent	Allocation Salary	Total Fringe Benefits	Total
1	0000	PROJECT MANAGER (DIRECTOR)	ELIZABETH BALAJADIA	2055	ES	UNG	120,000	20.00%	24,000	3,697	27,697
1	9186	DEPUTY DIRECTOR	CHRISTOPHER R. SABLAN	4129	ES	UNG	65,000	87.50%	56,875	15,502	72,377
1	1708	PROJECT MANAGER	LEONARD . LEON	1024	ES	UNG	50,000	50.00%	25,000	3,655	28,655
1	5913	CIVIL ENGINEER	MARIANO R. IGLECIAS	2323	ES	UNG	115,000	87.50%	100,625	20,660	121,285
1	1088	PLANNER	MANUEL P. CAMACHO	3753	ES	UNG	41,800	47.00%	19,646	1,503	21,149
5									226,146	45,017	271,163

COMMONWEALTH OF THE NORTHERN MARIANA ISLANDS

DEPARTMENT: OTHER OFFICES OF THE GOVERNOR AND LT. GOVERNOR

DIVISION: OFFICE OF PAROLE BOARD

ORG: 11261300

ORG	OBJECT	DESCRIPTION	2022 ACTUAL	2023 ACTUAL	2024 BUDGET PL 23-09	2025 DEPARTMENT SUBMISSION	2025 GOVERNOR'S PROPOSAL
11261300	61000	WAGES & SALARIES	71,962	61,753	167,915	175,532	145,116
11261300	61010	OVERTIME COMPENSATION	454	74	0	0	0
11261300	61020	HOLIDAY PAY	96	1,866	0	0	0
11261300	62000	FICA CONTRIBUTION	4,496	3,949	0	10,883	8,997
11261300	62010	MEDICARE CONTRIBUTION	1,051	924	0	2,545	2,104
11261300	62100	401K EMPLOYER CONTRIBUTION	1,379	1,210	0	2,454	0
11261300	62200	HEALTH INSURANCE PREMIUM	23,278	17,486	0	45,815	0
11261300	62211	PERSONNEL INSURANCE	148	88	0	3,160	0
TOTAL PERSONNEL			102,864	87,350	167,915	240,389	156,217
11261300	63000	PROFESSIONAL SERVICES	0	0	0	500	0
11261300	63100	REPAIR AND MAINTENANCE	1,557	224	0	10,000	0
11261300	63200	PERSONNEL TRAINING COSTS	0	0	0	20,000	0
11261300	64080	DUES AND SUBSCRIPTIONS	0	0	0	2,580	0
11261300	64090	COMMUNICATIONS	0	1,711	0	5,868	0
11261300	64100	PRINTING AND PHOTOCOPYING	0	430	0	516	0
11261300	64110	ADVERTISING	300	150	0	600	0
11261300	64800	TRAVEL EXPENSES	3,768	0	0	25,000	0
11261300	64900	OTHER SERVICES & CHARGES	750	0	0	0	0
11261300	65000	OFFICE SUPPLIES	169	0	0	10,000	0
11261300	65010	OPERATIONAL SUPPLIES	4,527	183	0	12,000	0
11261300	65030	FUEL & LUBRICATE	3,312	0	0	12,000	0
11261300	66000	CAPITAL ASSETS	4,058	0	0	0	0
11261300	66020	IMPROVEMENTS	94	0	0	0	0

COMMONWEALTH OF THE NORTHERN MARIANA ISLANDS

DEPARTMENT: OTHER OFFICES OF THE GOVERNOR AND LT. GOVERNOR

DIVISION: OFFICE OF PAROLE BOARD

ORG: 11261300

ORG	OBJECT	DESCRIPTION	2022 ACTUAL	2023 ACTUAL	2024 BUDGET PL 23-09	2025 DEPARTMENT SUBMISSION	2025 GOVERNOR'S PROPOSAL
11261300	69000	OTHER EXPENSES	0	0	1,722	0	0
11261300	72100	FY 21 EXPENSES	0	-8,422	0	0	0
TOTAL OTHER EXPENSES			18,534	-5,724	1,722	99,064	0
11261300	64060	UTILITIES	1,000	407	0	3,000	0
TOTAL PERSONNEL, OTHER EXPENSES, AND UTILITIES			122,398	82,033	169,637	342,453	156,217
11261300	69010	PUBLIC AUDITOR 1% FEE	421	1,352	0	0	1,562
GRAND TOTAL			122,819	83,385	169,637	342,453	157,779
NUMBER OF POSITIONS			5	5	5	5	5

GENERAL FUND

Budget Year: 2025

Department: Other Offices of the Governor and Lt. Governor
Division/Activity: Office of Parole Board
Org Code: 11261300

NOP	Job Class Code	Position	Employee	Employee Number	Personnel Status Code	Pay Grade/Step	Annual Salary	Allocation Percent	Allocation Salary	Total Fringe Benefits	Total
1	9182	CHIEF PAROLE OFFICER	VACANT POSITION		ES	UNG	56,700	87.50%	49,613	3,795	53,408
1	6105	PAROLE OFFICER I	SHIRLENE C. LANIYO	3688	FT	PL07/3	22,280	87.50%	19,495	1,491	20,986
1	6105	PAROLE OFFICER I	VICENTE R. REPEKI	4445	FT	PL07/7	27,082	87.50%	23,696	1,813	25,509
1	6107	PAROLE OFFICER III	JASON JORDAN A. LIZAMA	3737	FT	PL11/4	28,436	87.50%	24,881	1,903	26,785
1	6107	PAROLE OFFICER III	VINCENT JESSEN M. TAITANO	2830	FT	PL11/6	31,350	87.50%	27,431	2,099	29,530
									145,116	11,101	156,218
5											

COMMONWEALTH OF THE NORTHERN MARIANA ISLANDS

DEPARTMENT: OTHER OFFICES OF THE GOVERNOR AND LT. GOVERNOR

DIVISION: OFFICE OF GRANTS MANAGEMENT

ORG: 11261000

ORG	OBJECT	DESCRIPTION	2022 ACTUAL	2023 ACTUAL	2024 BUDGET PL 23-09	2025 DEPARTMENT SUBMISSION	2025 GOVERNOR'S PROPOSAL
11510100	61000	WAGES & SALARIES	0	0	1	0	1
11510100	61010	OVERTIME COMPENSATION	0	0	0	0	0
11510100	61020	HOLIDAY PAY	0	0	0	0	0
11510100	62000	FICA CONTRIBUTION	0	0	0	0	0
11510100	62010	MEDICARE CONTRIBUTION	0	0	0	0	0
11510100	62100	401K EMPLOYER CONTRIBUTION	0	0	0	0	0
11510100	62200	HEALTH INSURANCE PREMIUM	0	0	0	0	0
11510100	62211	PERSONNEL INSURANCE	0	0	0	0	0
TOTAL PERSONNEL			0	0	1	0	1
11261000	64070	STORAGE AND HANDLING	0	419	0	0	0
11261000	64110	ADVERTISING	75	1,225	0	0	0
11261000	65010	OPERATIONAL SUPPLIES	0	1,807	0	0	0
11261000	66900	NON-CAPITAL ASSETS	9,996	0	0	0	0
11261000	67000	CONSTRUCTION IN PROGRESS EXP	54,085	52,451	0	0	0
11261000	69000	OTHER EXPENSES	0	0	1		1
TOTAL OTHER EXPENSES			64,156	55,902	1	0	1
11261000	64060	UTILITIES	190	0	0	0	0
TOTAL PERSONNEL, OTHER EXPENSES, AND UTILITIES			64,346	55,902	2	0	2
11261000	69010	PUBLIC AUDITOR 1% FEE	0	0	0	0	0
GRAND TOTAL			64,346	55,902	2	0	2
NUMBER OF POSITIONS			0	0	0	0	0

COMMONWEALTH OF THE NORTHERN MARIANA ISLANDS

DEPARTMENT: OTHER OFFICES OF THE GOVERNOR AND LT. GOVERNOR

DIVISION: PUBLIC DEFENDER OFFICE

ORG: 11261200

ORG	OBJECT	DESCRIPTION	2022 ACTUAL	2023 ACTUAL	2024 BUDGET PL 23-09	2025 DEPARTMENT SUBMISSION	2025 GOVERNOR'S PROPOSAL
11261200	61000	WAGES & SALARIES	394,180	243,202	452,986	530,000	406,875
11261200	61020	HOLIDAY PAY	0	5,372	0	0	0
11261200	61200	BOARD & OTHER COMPENSATION	2,070	0	0	0	0
11261200	62000	FICA CONTRIBUTION	24,568	15,412	0	32,860	25,226
11261200	62010	MEDICARE CONTRIBUTION	5,746	3,604	0	7,685	5,900
11261200	62100	401K EMPLOYER CONTRIBUTION	5,551	3,499	0	69,172	5,775
11261200	62200	HEALTH INSURANCE PREMIUM	32,583	9,200	0	363,392	28,750
11261200	62211	PERSONNEL INSURANCE	1,559	1,046	0	9,540	2,268
TOTAL PERSONNEL			466,255	281,335	452,986	1,012,649	474,794
11261200	63000	PROFESSIONAL SERVICES	-515	0	0	10,000	0
11261200	63100	REPAIR AND MAINTENANCE	-7,143	0	0	30,000	0
11261200	63200	PERSONNEL TRAINING COSTS	0	0	0	25,000	0
11261200	63300	CLEANING SERVICES	-4,030	0	0	6,500	0
11261200	63400	RECRUITMENT/REPATRIATION	-21,822	25,381	0	40,000	0
11261200	64040	LICENSES AND FEES	-500	0	0	1,250	0
11261200	64050	INSURANCE	0	0	0	6,000	0
11261200	64080	DUES AND SUBSCRIPTIONS	-17,643	1,506	0	27,000	0
11261200	64090	COMMUNICATIONS	-923	0	0	10,000	0
11261200	64100	PRINTING AND PHOTOCOPYING	-3,113	0	0	3,000	0
11261200	64730	RENTAL-OFFICE EQUIPMENT	0	0	0	3,000	0
11261200	64800	TRAVEL EXPENSES	-9,543	-5,012	0	30,000	0
11261200	65000	OFFICE SUPPLIES	-1,556	0	0	5,000	0
11261200	65010	OPERATIONAL SUPPLIES	-4,238	917	0	5,000	0

COMMONWEALTH OF THE NORTHERN MARIANA ISLANDS

DEPARTMENT: OTHER OFFICES OF THE GOVERNOR AND LT. GOVERNOR

DIVISION: PUBLIC DEFENDER OFFICE

ORG: 11261200

ORG	OBJECT	DESCRIPTION	2022 ACTUAL	2023 ACTUAL	2024 BUDGET PL 23-09	2025 DEPARTMENT SUBMISSION	2025 GOVERNOR'S PROPOSAL
11261200	65030	FUEL & LUBRICATE	-527	249	0	2,500	0
11261200	65040	FURNITURE & FIXTURES	0	0	0	10,000	0
11261200	65800	BOOKS AND LIBRARY MATERIALS	0	0	0	3,000	0
11261200	66000	CAPITAL ASSETS	-3,275	1,019	0	0	0
11261200	66020	IMPROVEMENTS	8,292	0	0	10,000	0
11261200	66900	NON-CAPITAL ASSETS	-150	0	0	0	0
11261200	67100	PROJECT EXPENSES	0	30	0	0	0
11261200	69000	OTHER EXPENSES	0	0	4,659	0	0
TOTAL OTHER EXPENSES			-66,685	24,089	4,659	227,250	0
11261200	64060	UTILITIES	-2,056	0	0	10,000	0
TOTAL PERSONNEL, OTHER EXPENSES, AND UTILITIES			397,513	305,424	457,645	1,249,899	474,794
11261200	69010	PUBLIC AUDITOR 1% FEE	2,074	4,516	0	7,500	4,748
GRAND TOTAL			399,587	309,940	457,645	1,257,399	479,542
NUMBER OF POSITIONS			8	9	9	9	9

GENERAL FUND

Budget Year: 2025

Department: Other Offices of the Governor and Lt. Governor
Division/Activity: Public Defender Office
Org Code: 11261200

NOP	Job Class Code	Position	Employee	Employee Number	Personnel Status Code	Pay Grade/Step	Annual Salary	Allocation Percent	Allocation Salary	Total Fringe Benefits	Total
1	9099	PUBLIC DEFENDER	DOUGLAS W. HARTIG	3651	AP	UNG	80,000	87.50%	70,000	9,415	79,415
1	1700	LEGAL ASSISTANT	JOSEPH JORDAN C. JAVIER	1505	ES	UNG	29,000	87.50%	25,375	3,413	28,788
1	1888	OFFICE MANAGER	JANELLE D. REYES	2331	ES	UNG	40,000	87.50%	35,000	2,678	37,678
1	9074	EXECUTIVE ASSISTANT	LEIRAGMAL DOLORES S. SAURES	3669	ES	UNG	35,000	87.50%	30,625	4,119	34,744
1	9133	ASSISTANT PUBLIC DEFENDER	KARIE E. COMSTOCK	3678	ES	UNG	70,000	87.50%	61,250	8,171	69,421
1	9133	ASSISTANT PUBLIC DEFENDER	EMILY H. THOMSEN	3684	ES	UNG	70,000	87.50%	61,250	15,837	77,087
1	9133	ASSISTANT PUBLIC DEFENDER	CHARLENE W. BROWN	4114	ES	UNG	60,000	87.50%	52,500	11,160	63,660
1	1700	LEGAL ASSISTANT	ILEA L. NICHOLAS	5958	ES	UNG	21,000	87.50%	18,375	5,626	24,001
1	9133	ASSISTANT PUBLIC DEFENDER	MOLLY K. DENNERT	6018	ES	UNG	60,000	87.50%	52,500	7,501	60,001
9									406,875	67,919	474,794

COMMONWEALTH OF THE NORTHERN MARIANA ISLANDS

DEPARTMENT: OTHER OFFICES OF THE GOVERNOR AND LT. GOVERNOR

DIVISION: CAROLINIAN AFFAIRS OFFICE

ORG: 11260200

ORG	OBJECT	DESCRIPTION	2022	2023	2024	2025	2025
			ACTUAL	ACTUAL	BUDGET PL 23-09	DEPARTMENT SUBMISSION	GOVERNOR'S PROPOSAL
11260200	61000	WAGES & SALARIES	128,266	94,751	189,621	280,000	218,750
11260200	61020	HOLIDAY PAY	0	3,128	0	0	0
11260200	62000	FICA CONTRIBUTION	7,953	6,069	0	17,360	13,563
11260200	62010	MEDICARE CONTRIBUTION	1,860	1,419	0	4,060	3,172
11260200	62200	HEALTH INSURANCE PREMIUM	15,479	9,294	0	38,507	14,636
11260200	62211	PERSONNEL INSURANCE	662	236	0	5,040	473
TOTAL PERSONNEL			154,219	114,897	189,621	344,967	250,594
11260200	63000	PROFESSIONAL SERVICES	442	0	0	0	0
11260200	63100	REPAIR AND MAINTENANCE	6,014	268	0	0	0
11260200	63300	CLEANING SERVICES	860	950	0	0	0
11260200	64060	UTILITIES	8,500	0	0	0	0
11260200	64080	DUES AND SUBSCRIPTIONS	1,203	0	0	0	0
11260200	64090	COMMUNICATIONS	696	2,050	0	4,120	0
11260200	64900	OTHER SERVICES & CHARGES	0	455	0	0	0
11260200	65000	OFFICE SUPPLIES	2,475	303	0	0	0
11260200	65010	OPERATIONAL SUPPLIES	17,166	1,762	0	0	0
11260200	65030	FUEL & LUBRICATE	5,542	551	0	0	0
11260200	66070	TECHNOLOGY EQUIP	1,458	0	0	0	0
11260200	69000	OTHER EXPENSES	0	0	1,419		
TOTAL OTHER EXPENSES			44,356	6,339	1,419	4,120	0
11260200	64060	UTILITIES	8,500	0	0	15,000	0
TOTAL PERSONNEL, OTHER EXPENSES, AND UTILITIES			207,075	121,236	191,040	364,087	250,594
11260200	69010	PUBLIC AUDITOR 1% FEE	1,880	1,773	0	0	2,506
GRAND TOTAL			208,955	123,009	191,040	364,087	253,100
NUMBER OF POSITIONS			8	8	8	10	10

GENERAL FUND

Budget Year: 2025

Department: Other Offices of the Governor and Lt. Governor
Division/Activity: Carolinian Affairs Office
Org Code: 11260200

NOP	Job Class Code	Position	Employee	Employee Number	Personnel Status Code	Pay Grade/Step	Annual Salary	Allocation Percent	Allocation Salary	Total Fringe Benefits	Total
1	9074	EXECUTIVE ASSISTANT	FELIX R. NOGIS	5892	AP	UNG	54,000	87.50%	47,250	7,100	54,350
1	2018	PROGRAM COORDINATOR	AGATHA K. KETEBENGANG	2350	ES	UNG	33,000	87.50%	28,875	13,360	42,235
1	2910	COMMUNITY WORKER	JAMES L. ITIBUS	2355	ES	UNG	22,000	87.50%	19,250	1,473	20,723
1	1865	FIELD OPERATIONS SUPERVISOR	JEFFREY M. RANGAMAR	3488	ES	UNG	26,000	87.50%	22,750	1,740	24,490
1	8985	COMMUNITY OUTREACH SPECIALIST	GLENN ANTHONY L. RUBEN	3489	ES	UNG	20,000	87.50%	17,500	1,339	18,839
1	0401	ADMINISTRATIVE ASSISTANT	JANEI CARISSA M. ATALIG	6060	ES	UNG	22,000	87.50%	19,250	1,473	20,723
1	8927	MAINTENANCE WORKER	ALEX JOHANNES K. BORJA	6177	ES	UNG	20,000	87.50%	17,500	1,339	18,839
1	0401	ADMINISTRATIVE ASSISTANT	IZAIAH THOMAS C. FALIG	4709	ES	UNG	23,000	87.50%	20,125	1,540	21,665
1	3355	FISCAL OFFICER	VINCENT RAY M. RABAUliman	1260	ES	UNG	30,000	87.50%	26,250	2,481	28,731
1		EXECUTIVE SECRETARY	NEW		ES	UNG	1	87.50%	1	0	1
10									218,751	31,843	250,594

COMMONWEALTH OF THE NORTHERN MARIANA ISLANDS

DEPARTMENT: OTHER OFFICES OF THE GOVERNOR AND LT. GOVERNOR

DIVISION: INDIGENOUS AFFAIRS OFFICE

ORG: 11260800

ORG	OBJECT	DESCRIPTION	2022 ACTUAL	2023 ACTUAL	2024 BUDGET PL 23-09	2025 DEPARTMENT SUBMISSION	2025 GOVERNOR'S PROPOSAL
11260800	61000	WAGES & SALARIES	87,540	34,079	112,242	167,200	102,550
11260800	61020	HOLIDAY PAY	0	2,251	0		
11260800	61200	BOARD & OTHER COMPENSATION	151	0	0		
11260800	62000	FICA CONTRIBUTION	5,437	2,252	0	10,366	6,358
11260800	62010	MEDICARE CONTRIBUTION	1,272	527	0	2,424	1,487
11260800	62100	401K EMPLOYER CONTRIBUTION	1,512	283	0	2,800	700
11260800	62101	RETIREMENT CONTRIBUTIONS	0	0	0	12,960	11,340
11260800	62200	HEALTH INSURANCE PREMIUM	18,321	2,556	0	7,144	7,144
11260800	62211	PERSONNEL INSURANCE	1,446	228	0	778	680
TOTAL PERSONNEL			115,678	42,177	112,242	203,672	130,259
11260800	63000	PROFESSIONAL SERVICES	0	13,073	0	5,000	0
11260800	63100	REPAIR AND MAINTENANCE	0	763	0	5,000	0
11260800	64090	COMMUNICATIONS	0	1,180	0	2,000	0
11260800	64100	PRINTING AND PHOTOCOPYING	0	0	0	5,000	0
11260800	64110	ADVERTISING	0	0	0	10,000	0
11260800	64790	RENTAL-OTHERS	0	0	0	15,000	0
11260800	64800	TRAVEL EXPENSES	0	0	0	20,000	0
11260800	65000	OFFICE SUPPLIES	0	0	0	3,000	0
11260800	65010	OPERATIONAL SUPPLIES	229	1,289	0	2,000	0
11260800	65020	FOOD ITEMS	0	0	0	2,000	0
11260800	65030	FUEL & LUBRICATE	559	0	0	3,000	0
11260800	65800	BOOKS AND LIBRARY MATERIALS	0	0	0	1,000	0
11260800	65900	FREIGHT AND HANDLING	0	0	0	2,000	0

COMMONWEALTH OF THE NORTHERN MARIANA ISLANDS

DEPARTMENT: OTHER OFFICES OF THE GOVERNOR AND LT. GOVERNOR

DIVISION: INDIGENOUS AFFAIRS OFFICE

ORG: 11260800

ORG	OBJECT	DESCRIPTION	2022 ACTUAL	2023 ACTUAL	2024 BUDGET PL 23-09	2025 DEPARTMENT SUBMISSION	2025 GOVERNOR'S PROPOSAL
11260800	66040	MACHINERY	0	0	0	0	0
11260800	66070	TECHNOLOGY EQUIP	0	7,480	0	10,000	0
11260800	69000	OTHER EXPENSES	0	0	1,155	0	0
TOTAL OTHER EXPENSES			788	23,785	1,155	85,000	0
11260800	64060	UTILITIES	0	5,000	0	7,500	0
TOTAL PERSONNEL, OTHER EXPENSES, AND UTILITIES			116,466	70,963	113,397	296,172	130,259
11260800	69010	PUBLIC AUDITOR 1% FEE	1,905	1,283	0	1,015	1,303
GRAND TOTAL			118,371	72,246	113,397	297,187	131,562
NUMBER OF POSITIONS			5	5	5	6	4

GENERAL FUND

Budget Year: 2025

Department: Other Offices of the Governor and Lt. Governor
Division/Activity: Indigenous Affairs Office
Org Code: 11260800

NOP	Job Class Code	Position	Employee	Employee Number	Personnel Status Code	Pay Grade/Step	Annual Salary	Allocation Percent	Allocation Salary	Total Fringe Benefits	Total
1		RESIDENT EXECUTIVE FOR INDIGENOUS AFFAIRS	LOUELLA MARCIANO		ES	UNG	43,200	87.50%	37,800	22,056	59,856
1	3013	PROGRAM MANAGER	MELANIE T. WENNIO	6010	ES	UNG	30,000	87.50%	26,250	2,008	28,258
1	9989	INDIGENOUS AFFAIRS REP.	JOAQUIN T. REYES		ES	UNG	24,000	87.50%	21,000	1,607	22,607
1		CULTURAL RESOURCE SPECIALIST	EDWARD I BLAS JR.		ES	UNG	20,000	87.50%	17,500	2,039	19,539
4									102,550	27,709	130,259

COMMONWEALTH OF THE NORTHERN MARIANA ISLANDS

DEPARTMENT: OTHER OFFICES OF THE GOVERNOR AND LT. GOVERNOR

DIVISION: VETERAN'S AFFAIRS OFFICE

ORG: 11261400

ORG	OBJECT	DESCRIPTION	2022 ACTUAL	2023 ACTUAL	2024 BUDGET PL 23-09	2025 DEPARTMENT SUBMISSION	2025 GOVERNOR'S PROPOSAL
11261400	61000	WAGES & SALARIES	173,143	119,633	243,541	335,000	214,638
11261400	61010	OVERTIME COMPENSATION	648	486	0	0	0
11261400	61020	HOLIDAY PAY	605	5,647	0	0	0
11261400	61200	BOARD & OTHER COMPENSATION	1,692	0	0	0	0
11261400	62000	FICA CONTRIBUTION	10,917	7,797	0	20,770	13,308
11261400	62010	MEDICARE CONTRIBUTION	2,553	1,824	0	4,858	3,112
11261400	62100	401K EMPLOYER CONTRIBUTION	1,139	833	0	7,920	1,330
11261400	62101	RETIREMENT CONTRIBUTIONS	12,533	4,018	0	20,565	0
11261400	62200	HEALTH INSURANCE PREMIUM	4,519	3,196	0	77,534	6,970
11261400	62211	PERSONNEL INSURANCE	1,344	1,004	0	6,030	1,737
TOTAL PERSONNEL			209,094	144,435	243,541	472,677	241,095
11261400	63100	REPAIR AND MAINTENANCE	223	935	0	12,000	0
11261400	63200	PERSONNEL TRAINING COSTS	0	0	0	50,000	0
11261400	63300	CLEANING SERVICES	0	290	0	0	0
11261400	64060	UTILITIES	0	0	0	24,200	0
11261400	64090	COMMUNICATIONS	1,798	0	0	7,200	0
11261400	64100	PRINTING AND PHOTOCOPYING	0	90	0	2,500	0
11261400	64790	RENTAL-OTHERS	0	12,250	0	10,000	0
11261400	64800	TRAVEL EXPENSES	1,350	278	0	20,000	0
11261400	64900	OTHER SERVICES & CHARGES	0	0	0	20,000	0
11261400	65000	OFFICE SUPPLIES	0	466	0	5,000	0
11261400	65010	OPERATIONAL SUPPLIES	14,850	18,997	0	25,000	0
11261400	65020	FOOD ITEMS	0	920	0	0	0

COMMONWEALTH OF THE NORTHERN MARIANA ISLANDS

DEPARTMENT: OTHER OFFICES OF THE GOVERNOR AND LT. GOVERNOR

DIVISION: VETERAN'S AFFAIRS OFFICE

ORG: 11261400

ORG	OBJECT	DESCRIPTION	2022 ACTUAL	2023 ACTUAL	2024 BUDGET PL 23-09	2025 DEPARTMENT SUBMISSION	2025 GOVERNOR'S PROPOSAL
11261400	65030	FUEL & LUBRICATE	359	1,279	0	50,000	0
11261400	65040	FURNITURE & FIXTURES	2,640	0	0	0	0
11261400	66020	IMPROVEMENTS	9,885	0	0	25,000	0
11261400	66040	MACHINERY	0	0	0	10,000	0
11261400	67100	PROJECT EXPENSES	0	0	0	6,000	0
11261400	69000	OTHER EXPENSES	0	2,217	2,505	0	0
TOTAL OTHER EXPENSES			31,105	37,722	2,505	266,900	0
11261400	64060	UTILITIES	0	0	0	0	0
TOTAL PERSONNEL, OTHER EXPENSES, AND UTILITIES			240,198	182,157	246,046	739,577	241,095
11261400	69010	PUBLIC AUDITOR 1% FEE	291	2,835	0	0	2,411
GRAND TOTAL			240,489	184,992	246,046	739,577	243,506
NUMBER OF POSITIONS			6	6	6	9	6

GENERAL FUND

Budget Year: 2025

Department: Other Offices of the Governor and Lt. Governor
Division/Activity: Veteran's Affairs Office
Org Code: 11261400

NOP	Job Class Code	Position	Employee	Employee Number	Personnel Status Code	Pay Grade/Step	Annual Salary	Allocation Percent	Allocation Salary	Total Fringe Benefits	Total
1	9075	EXECUTIVE DIRECTOR	FRANCES L. SABLAN	5902	AP	UNG	54,000	87.50%	47,250	7,950	55,200
1	2018	PROGRAM COORDINATOR	JERAD N. ATALIG	3657	ES	UNG	38,000	87.50%	33,250	3,874	37,124
1	2309	VETERAN'S AFFAIRS OFFICER	BERNADITA B. DELA CRUZ	3682	FT	PL18/11	56,301	87.50%	49,263	8,140	57,403
1	2311	VETERANS AFFAIRS COORDINATOR	JOHN D. ATTAO	4464	ES	UNG	38,000	87.50%	33,250	2,544	35,794
1	8920	GROUPS MAINTENANCE SUPERVISOR	BENJAMIN B. LEE	4706	ES	UNG	30,000	87.50%	26,250	2,008	28,258
1	8992	GROUPS MAINTENANCE	PATRICK R. QUITUGUA	6014	ES	UNG	29,000	87.50%	25,375	1,941	27,316
6									214,638	26,457	241,095

COMMONWEALTH OF THE NORTHERN MARIANA ISLANDS

DEPARTMENT: OTHER OFFICES OF THE GOVERNOR AND LT. GOVERNOR

DIVISION: WOMEN'S AFFAIRS OFFICE

ORG: 11261600

ORG	OBJECT	DESCRIPTION	2022	2023	2024	2025	2025
			ACTUAL	ACTUAL	BUDGET PL 23-09	DEPARTMENT SUBMISSION	GOVERNOR'S PROPOSAL
11261600	61000	WAGES & SALARIES	38,615	33,396	130,436	136,200	119,175
11261600	61020	HOLIDAY PAY	0	751	0	0	0
11261600	62000	FICA CONTRIBUTION	2,394	2,117	0	8,444	7,389
11261600	62010	MEDICARE CONTRIBUTION	560	495	0	1,975	1,728
11261600	62211	PERSONNEL INSURANCE	607	495	0	2,092	1,830
TOTAL PERSONNEL			42,176	37,254	130,436	148,711	130,122
11261600	63100	REPAIR AND MAINTENANCE	0	726	0	0	0
11261600	64100	PRINTING AND PHOTOCOPYING	0	180	0	500	0
11261600	64800	TRAVEL EXPENSES	528	0	0	0	0
11261600	65000	OFFICE SUPPLIES	0	3,110	0	3,000	0
11261600	65010	OPERATIONAL SUPPLIES	0	9,645	0	5,000	0
11261600	65020	FOOD ITEMS	0	1,144	0	1,000	0
11261600	65030	FUEL & LUBRICATE	0	3,138	0	2,000	0
11261600	65040	FURNITURE & FIXTURES	0	2,379	0	2,500	0
11261600	66040	MACHINERY	0	0	0	0	0
11261600	66070	TECHNOLOGY EQUIP	0	1,398	0	2,500	0
11261600	69000	OTHER EXPENSES	0	0	1,342	0	0
TOTAL OTHER EXPENSES			528	21,720	1,342	16,500	0
11261600	64060	UTILITIES	0	0	0	0	0
TOTAL PERSONNEL, OTHER EXPENSES, AND UTILITIES			42,704	58,974	131,778	165,211	130,122
11261600	69010	PUBLIC AUDITOR 1% FEE	2,735	1,178	0	0	1,301
GRAND TOTAL			45,439	60,152	131,778	165,211	131,423
NUMBER OF POSITIONS			4	4	4	4	4

Budget Year: 2025

Department: Other Offices of the Governor and Lt. Governor
Division/Activity: Women's Affairs Office
Org Code: 11261600

NOP	Job Class Code	Position	Employee	Employee Number	Personnel Status Code	Pay Grade/Step	Annual Salary	Allocation Percent	Allocation Salary	Total Fringe Benefits	Total
1	9117	SPEC ASST FOR WOMEN'S AFFAIRS	BARBARA T. SABLAN	6006	AP	UNG	43,200	87.50%	37,800	3,572	41,372
1	1902	PROJECT COORDINATOR	JULITA A. OMAR	6080	ES	UNG	35,000	87.50%	30,625	2,894	33,519
1	0401	ADMINISTRATIVE ASSISTANT	JOANNIE S. LANIYO	6140	ES	UNG	20,000	87.50%	17,500	1,339	18,839
1		PROGRAM COORDINATOR	DIOSALYN MATAGOLA		ES	UNG	38,000	87.50%	33,250	3,142	36,392
4									119,175	10,947	130,122

COMMONWEALTH OF THE NORTHERN MARIANA ISLANDS

DEPARTMENT: OTHER OFFICES OF THE GOVERNOR AND LT. GOVERNOR

DIVISION: ENVIRONMENTAL QUALITY - SAIPAN

ORG: 11261900

ORG	OBJECT	DESCRIPTION	2022 ACTUAL	2023 ACTUAL	2024 BUDGET PL 23-09	2025 DEPARTMENT SUBMISSION	2025 GOVERNOR'S PROPOSAL
11261900	61000	WAGES & SALARIES	4,197	7,319	44,056	22,000	21,000
11261900	61020	HOLIDAY PAY	0	326	0	1,364	1,302
11261900	62000	FICA CONTRIBUTION	260	474	0	319	305
11261900	62010	MEDICARE CONTRIBUTION	61	111	0	396	840
TOTAL PERSONNEL			4,518	8,230	44,056	24,079	23,447
11261900	64720	RENTAL-OFFICES	0	7,946	0	85,000	0
11261900	64800	TRAVEL EXPENSES	0	616	0	0	0
11261900	65000	OFFICE SUPPLIES	0	0	0	150	0
11261900	65010	OPERATIONAL SUPPLIES	0	711	0	150	0
11261900	65030	FUEL & LUBRICATE	0	0	0	300	0
11261900	69000	OTHER EXPENSES	0	0	454	0	0
TOTAL OTHER EXPENSES			0	9,273	454	85,600	0
11261900	64060	UTILITIES	0	0	0	0	0
TOTAL PERSONNEL, OTHER EXPENSES, AND UTILITIES			4,518	17,503	44,510	109,679	23,447
11261900	69010	PUBLIC AUDITOR 1% FEE	1,651	823	0	1,097	234
GRAND TOTAL			6,169	18,326	44,510	110,776	23,681
NUMBER OF POSITIONS			4	7	7	1	1

Budget Year: 2025

Department: Other Offices of the Governor and Lt. Governor
Division/Activity: Enviromental Quality - Saipan
Org Code: 11261900

NOP	Job Class Code	Position	Employee	Employee Number	Personnel Status Code	Pay Grade/Step	Annual Salary	Allocation Percent	Allocation Salary	Total Fringe Benefits	Total
1	3060	LITTER CONTROL OFFICER	INAS JOE T. ALDAN	6052	ES	UNG	24,000	87.50%	21,000	2,447	23,447
1									21,000	2,447	23,447

COMMONWEALTH OF THE NORTHERN MARIANA ISLANDS

DEPARTMENT: OTHER OFFICES OF THE GOVERNOR AND LT. GOVERNOR

DIVISION: ZONING BOARD

ORG: 11262200

ORG	OBJECT	DESCRIPTION	2022	2023	2024	2025	2025
			ACTUAL	ACTUAL	BUDGET PL 23-09	DEPARTMENT SUBMISSION	GOVERNOR'S PROPOSAL
11262200	61000	WAGES & SALARIES	151,627	106,098	183,065	332,500	176,566
11262200	61020	HOLIDAY PAY	0	428	0	0	0
11262200	62000	FICA CONTRIBUTION	9,401	6,604	0	20,615	10,947
11262200	62010	MEDICARE CONTRIBUTION	2,199	1,544	0	4,821	2,560
11260400	62100	401K EMPLOYER CONTRIBUTION	0	0	0	0	1,158
11262200	62200	HEALTH INSURANCE PREMIUM	10,730	1,988	0	24,278	18,295
11262200	62211	PERSONNEL INSURANCE	1,026	889	0	3,369	1,287
TOTAL PERSONNEL			174,983	117,552	183,065	385,583	210,813
11262200	64090	COMMUNICATIONS	0	0	0	20,400	0
11262200	64100	PRINTING AND PHOTOCOPYING	0	0	0	5,000	0
11262200	64110	ADVERTISING	0	0	0	14,400	0
11262200	64730	RENTAL-OFFICE EQUIPMENT	760	0	0	0	0
11262200	65000	OFFICE SUPPLIES	0	0	0	1,000	0
11262200	65010	OPERATIONAL SUPPLIES	0	0	0	1,500	0
11262200	65030	FUEL & LUBRICATE	0	0	0	6,000	0
11262200	69000	OTHER EXPENSES	0	0	1,883	0	0
TOTAL OTHER EXPENSES			760	0	1,883	48,300	0
11262200	64060	UTILITIES	0	0	0	20,400	0
TOTAL PERSONNEL, OTHER EXPENSES, AND UTILITIES			175,743	117,552	184,948	454,283	210,813
11262200	69010	PUBLIC AUDITOR 1% FEE	17,228	1,929	0	0	2,108
GRAND TOTAL			192,971	119,481	184,948	454,283	212,921
NUMBER OF POSITIONS			6	6	6	9	6

Budget Year: 2025

Department: Other Offices of the Governor and Lt. Governor
Division/Activity: Zoning Board
Org Code: 11262200

NOP	Job Class Code	Position	Employee	Employee Number	Personnel Status Code	Pay Grade/Step	Annual Salary	Allocation Percent	Allocation Salary	Total Fringe Benefits	Total
1	1858	ENFORCEMENT OFFICER I	DORIS A. DELEON GUERRERO	3546	ES	UNG	26,000	87.50%	22,750	1,740	24,490
1	1895	PERMIT MANAGER	WALTER L. ZACHRIAS	3548	ES	UNG	36,400	87.00%	31,668	2,423	34,091
1	8423	PERMIT OFFICER I	JULIA FAUSTINA A. KAPILEO	3549	ES	UNG	29,120	87.00%	25,334	1,938	27,272
1	8423	PERMIT OFFICER I	JAMES B. SASAMOTO	3551	ES	UNG	29,120	87.00%	25,334	1,938	27,272
1	1144	ADMINISTRATIVE OFFICER	NAOMI T. SANTOS	3552	ES	UNG	33,280	87.00%	28,954	15,045	43,999
1	1842	CHIEF ENFORCEMENT OFFICER	YUBERT M. ALEPUYO	3553	ES	UNG	48,880	87.00%	42,526	11,162	53,688
6									176,566	34,247	210,813

COMMONWEALTH OF THE NORTHERN MARIANA ISLANDS

DEPARTMENT: OTHER OFFICES OF THE GOVERNOR AND LT. GOVERNOR

DIVISION: CRIMINAL JUSTICE PLANNING AGENCY

ORG: 11260400

ORG	OBJECT	DESCRIPTION	2022 ACTUAL	2023 ACTUAL	2024 BUDGET PL 23-09	2025 DEPARTMENT SUBMISSION	2025 GOVERNOR'S PROPOSAL
11260400	61000	WAGES & SALARIES	55,744	21,139	120,668	126,000	110,250
11260400	61020	HOLIDAY PAY	0	423	0	0	0
11260400	62000	FICA CONTRIBUTION	3,456	1,337	0	7,812	6,836
11260400	62010	MEDICARE CONTRIBUTION	808	313	0	1,827	1,599
11260400	62100	401K EMPLOYER CONTRIBUTION	1,006	261	0	0	0
11260400	62200	HEALTH INSURANCE PREMIUM	12,952	1,983	0	0	0
11260400	62211	PERSONNEL INSURANCE	666	91	0	0	0
TOTAL PERSONNEL			74,633	25,545	120,668	135,639	118,685
11260400	63100	REPAIR AND MAINTENANCE	0	0	0	300	0
11260400	64800	TRAVEL EXPENSES	0	340	0	0	0
11260400	65030	FUEL & LUBRICATE	0	0	0	300	0
11260400	69000	OTHER EXPENSES	0	0	1,241	0	0
TOTAL OTHER EXPENSES			0	340	1,241	600	0
11260400	64060	UTILITIES	0	0	0	3,000	0
TOTAL PERSONNEL, OTHER EXPENSES, AND UTILITIES			74,633	25,885	121,909	139,239	118,685
11260400	69010	PUBLIC AUDITOR 1% FEE	1,050	963	0	0	1,187
GRAND TOTAL			75,683	26,848	121,909	139,239	119,872
NUMBER OF POSITIONS			3	3	3	3	3

Budget Year: 2025

Department: Other Offices of the Governor and Lt. Governor
Division/Activity: Criminal Justice Planning Agency (CJPA)
Org Code: 11260400

NOP	Job Class Code	Position	Employee	Employee Number	Personnel Status Code	Pay Grade/Step	Annual Salary	Allocation Percent	Allocation Salary	Total Fringe Benefits	Total
1	1787	GRANT COMPLIANCE OFFICER	KONRAD M. REYES JR.	4697	ES	UNG	38,000	87.50%	33,250	2,544	35,794
1	9075	EXECUTIVE DIRECTOR	PAUL GILBERT P. TENORIO	5931	AP	UNG	50,000	87.50%	43,750	3,347	47,097
1	0023	ADMINISTRATIVE ASSISTANT	FRANCINE PALOMO		ES	UNG	38,000	87.50%	33,250	2,544	35,794
3									110,250	8,434	118,684

COMMONWEALTH OF THE NORTHERN MARIANA ISLANDS

DEPARTMENT: OTHER OFFICES OF THE GOVERNOR AND LT. GOVERNOR

DIVISION: VOCATIONAL REHABILITATION SERVICES

ORG: 11261500

ORG	OBJECT	DESCRIPTION	2022 ACTUAL	2023 ACTUAL	2024 BUDGET PL 23-09	2025 DEPARTMENT SUBMISSION	2025 GOVERNOR'S PROPOSAL
11261500	61000	WAGES & SALARIES	0	0	0	0	0
11261500	61020	HOLIDAY PAY	0	0	0	0	0
11261500	62000	FICA CONTRIBUTION	0	0	0	0	0
11261500	62010	MEDICARE CONTRIBUTION	0	0	0	0	0
11261500	62100	401K EMPLOYER CONTRIBUTION	0	0	0	0	0
11261500	62200	HEALTH INSURANCE PREMIUM	0	0	0	0	0
11261500	62211	PERSONNEL INSURANCE	0	0	0	0	0
TOTAL PERSONNEL			0	0	0	0	0
11261500	63100	REPAIR AND MAINTENANCE	112	5,261	0	0	0
11261500	63200	PERSONNEL TRAINING COSTS	20,061	24,041	0	0	0
11261500	63300	CLEANING SERVICES	270	2,683	0	0	0
11261500	64040	LICENSES AND FEES	0	70	0	0	0
11261500	64050	INSURANCE	0	1,072	0	0	0
11261500	64080	DUES AND SUBSCRIPTIONS	0	2,840	0	0	0
11261500	64090	COMMUNICATIONS	0	5,541	0	0	0
11261500	64100	PRINTING AND PHOTOCOPYING	0	4,378	0	0	0
11261500	64110	ADVERTISING	0	147	0	0	0
11261500	64700	RENTAL-VEHICLES	5,400	0	0	0	0
11261500	64710	RENTAL-HOUSING	0	403	0	0	0
11261500	64790	RENTAL-OTHERS	748	1,230	0	0	0
11261500	64800	TRAVEL EXPENSES	15	9,694	0	0	0
11261500	64900	OTHER SERVICES & CHARGES	2,913	27,879	0	0	0
11261500	65000	OFFICE SUPPLIES	0	2,951	0	0	0

COMMONWEALTH OF THE NORTHERN MARIANA ISLANDS

DEPARTMENT: OTHER OFFICES OF THE GOVERNOR AND LT. GOVERNOR

DIVISION: VOCATIONAL REHABILITATION SERVICES

ORG: 11261500

ORG	OBJECT	DESCRIPTION	2022 ACTUAL	2023 ACTUAL	2024 BUDGET PL 23-09	2025 DEPARTMENT SUBMISSION	2025 GOVERNOR'S PROPOSAL
11261500	65010	OPERATIONAL SUPPLIES	380	7,542	0	0	0
11261500	65030	FUEL & LUBRICATE	280	1,067	0	0	0
11261500	65040	FURNITURE & FIXTURES	1,775	1,460	0	0	0
11261500	69000	OTHER EXPENSES	0	0	1	80,000	80,000
TOTAL OTHER EXPENSES			31,953	98,258	1	80,000	80,000
11261500	64060	UTILITIES	0	0	0	0	0
TOTAL PERSONNEL, OTHER EXPENSES, AND UTILITIES			31,953	98,258	1	80,000	80,000
11261500	69010	PUBLIC AUDITOR 1% FEE	0	1,030	0	800	800
GRAND TOTAL			31,953	99,288	1	80,800	80,800
NUMBER OF POSITIONS			0	0	0	0	0

COMMONWEALTH OF THE NORTHERN MARIANA ISLANDS

DEPARTMENT: OTHER OFFICES OF THE GOVERNOR AND LT. GOVERNOR

DIVISION: MEDICAID REIMBURSEMENT

ORG: 11882200

ORG	OBJECT	DESCRIPTION	2022 ACTUAL	2023 ACTUAL	2024 BUDGET PL 23-09	2025 DEPARTMENT SUBMISSION	2025 GOVERNOR'S PROPOSAL
11882200	61000	WAGES & SALARIES	0	0	0	0	0
11882200	61010	OVERTIME COMPENSATION	0	0	0	0	0
11882200	62000	FICA CONTRIBUTION	0	0	0	0	0
11882200	62010	MEDICARE CONTRIBUTION	0	0	0	0	0
11882200	62100	401K EMPLOYER CONTRIBUTION	0	0	0	0	0
11882200	62200	HEALTH INSURANCE PREMIUM	0	0	0	0	0
11882200	62211	PERSONNEL INSURANCE	0	0	0	0	0
TOTAL PERSONNEL			0	0	0	0	0
11882200	44900	ADMINISTRATIVE REVENUE & FEES	-5,224,989	0	0	0	0
11882200	63000	PROFESSIONAL SERVICES	2,013,509	1,594,542	0	8,088,052	0
11882200	64050	INSURANCE	18,715	34,000	0	348,193	0
11882200	64800	TRAVEL EXPENSES	0	45,899	0	352,289	0
11882200	67100	PROJECT EXPENSES	55,187	0	0	0	0
11882200	69000	OTHER EXPENSES	0	2,539,966	6,632,124	0	6,000,000
TOTAL OTHER EXPENSES			-3,137,578	4,214,407	6,632,124	8,788,534	6,000,000
11882200	64060	UTILITIES	0	0	0	0	0
TOTAL PERSONNEL, OTHER EXPENSES, AND UTILITIES			-3,137,578	4,214,407	6,632,124	8,788,534	6,000,000
11882200	69010	PUBLIC AUDITOR 1% FEE	0	3,802	0	0	60,000
GRAND TOTAL			-3,137,578	4,218,209	6,632,124	8,788,534	6,060,000
NUMBER OF POSITIONS			0	0	0	0	0

COMMONWEALTH OF THE NORTHERN MARIANA ISLANDS

DEPARTMENT: OTHER OFFICES OF THE GOVERNOR AND LT. GOVERNOR

DIVISION: MEDICAID AGENCY

ORG: 11880300

ORG	OBJECT	DESCRIPTION	2022 ACTUAL	2023 ACTUAL	2024 BUDGET PL 23-09	2025 DEPARTMENT SUBMISSION	2025 GOVERNOR'S PROPOSAL
11880300	61000	WAGES & SALARIES	212,945	269,148	345,908	339,008	341,052
11880300	61020	HOLIDAY PAY	0	1,634	0	0	
11880300	62000	FICA CONTRIBUTION	13,202	16,777	0	21,019	21,145
11880300	62010	MEDICARE CONTRIBUTION	3,087	3,922	0	4,916	4,945
11880300	62100	401K EMPLOYER CONTRIBUTION	184	1,174	0	9,578	1,126
11880300	62200	HEALTH INSURANCE PREMIUM	9,359	8,589	0	35,195	5,576
11880300	62211	PERSONNEL INSURANCE	1,468	1,597	0	4,275	1,280
TOTAL PERSONNEL			240,247	302,841	345,908	413,991	375,124
11880300	63000	PROFESSIONAL SERVICES	12,216	0	0	5,000	5,000
11880300	63100	REPAIR AND MAINTENANCE	4,740	2,353	0	5,117	5,117
11880300	63300	CLEANING SERVICES	6,690	0	0	0	0
11880300	64040	LICENSES AND FEES	0	0	0	2,000	2,000
11880300	64080	DUES AND SUBSCRIPTIONS	0	0	0	2,500	2,500
11880300	64090	COMMUNICATIONS	9,101	0	0	10,000	10,000
11880300	64100	PRINTING AND PHOTOCOPYING	10,111	0	0	10,000	10,000
11880300	64110	ADVERTISING	0	0	0	2,500	2,500
11880300	64790	RENTAL-OTHERS	30,000	2,480	0	0	0
11880300	64800	TRAVEL EXPENSES	14,972	1,277	0	20,000	20,000
11880300	65000	OFFICE SUPPLIES	11,803	136	0	15,000	15,000
11880300	65010	OPERATIONAL SUPPLIES	13,067	784	0	15,000	15,000
11880300	65030	FUEL & LUBRICATE	1,352	0	0	3,000	3,000
11880300	65040	FURNITURE & FIXTURES	382	800	0	7,642	7,642
11880300	65900	FREIGHT AND HANDLING	0	0	0	250	250

COMMONWEALTH OF THE NORTHERN MARIANA ISLANDS

DEPARTMENT: OTHER OFFICES OF THE GOVERNOR AND LT. GOVERNOR

DIVISION: MEDICAID AGENCY

ORG: 11880300

ORG	OBJECT	DESCRIPTION	2022 ACTUAL	2023 ACTUAL	2024 BUDGET PL 23-09	2025 DEPARTMENT SUBMISSION	2025 GOVERNOR'S PROPOSAL
11880300	66070	TECHNOLOGY EQUIP	9,264	1,029	0	25,000	25,000
11880300	69000	OTHER EXPENSES	0	0	3,459		
TOTAL OTHER EXPENSES			123,699	8,859	3,459	123,009	123,009
11880300	64060	UTILITIES	11,099	0	0	13,000	
TOTAL PERSONNEL, OTHER EXPENSES, AND UTILITIES			375,045	311,700	349,367	550,000	498,133
11880300	69010	PUBLIC AUDITOR 1% FEE	30,015	3,247	0	0	4,981
GRAND TOTAL			405,060	314,947	349,367	550,000	503,114
NUMBER OF POSITIONS			13	29	19	20	20

GENERAL FUND

Budget Year: 2025

Department: Other Offices of the Governor and Lt. Governor
Division/Activity: Medicaid Agency
Org Code: 11880300

NOP	Job Class Code	Position	Employee	Employee Number	Personnel Status Code	Pay Grade/Step	Annual Salary	Allocation Percent	Allocation Salary	Total Fringe Benefits	Total
1	3253	DIRECTOR MEDICAID OFFICE	VACANT (ANNOUNCED)	3704	FT	PL20/12	65,175	50%	32,587	2,493	35,080
1	0144	ELIGIBILITY WORKER II	LORENZO A. BARCINAS	720	FT	PL09/7	29,857	50%	14,929	1,411	16,340
1	0143	ELIGIBILITY WORKER I	MARTHONIA C. BORJA	2441	FT	PL04/5	21,219	50%	10,610	812	11,421
1	1223	ELIGIBILITY SUPERVISOR	ROSITA R. BENITO	3696	FT	PL16/12	53,620	50%	26,810	2,534	29,344
1	0023	ADMINISTRATIVE ASSISTANT	FRANKLIN B. CAMACHO	3703	FT	PL05/11	29,857	50%	14,929	1,142	16,071
1	0144	ELIGIBILITY WORKER II	SOLEDAD MARGARITA T. CABRERA	3710	FT	PL09/4	25,792	50%	12,896	1,219	14,115
1	0144	ELIGIBILITY WORKER II	RUTH C. PANGELINAN	3720	FT	PL09/2	23,394	50%	11,697	1,363	13,060
1	0145	ELIGIBILITY WORKER III	RITA P. CAMACHO	3725	FT	PL11/12	42,012	50%	21,006	1,607	22,613
1	1131	CLAIMS EXAMINER II	VICENTA MARIA R. BORJA	3744	FT	PL11/12	42,012	50%	21,006	7,183	28,189
1	1130	CLAIMS EXAMINER I	KAYLEEN F. SABLAN	3748	FT	PL08/10	32,918	50%	16,459	2,213	18,672
1	1130	CLAIMS EXAMINER I	BRIDGET J. MARATITA-DELEONGUERRERO	3749	FT	PL08/8	29,857	50%	14,929	1,142	16,071
1	1130	CLAIMS EXAMINER I	MANUELA R. ALDAN	3942	FT	PL08/5	25,792	50%	12,896	987	13,883
1	1130	CLAIMS EXAMINER I	MELISA P. LITULUMAR	4070	FT	PL08/5	25,792	50%	12,896	987	13,883
1	1021	ADMINISTRATIVE SPECIALIST I	KIONI MAE B. SANTOS	4264	FT	PL07/5	24,564	50%	12,282	940	13,221
1	1382	COMPLIANCE SPECIALIST I	HILMA-MARIE . PERSSON-CASTRO	4497	FT	PL09/5	27,082	50%	13,541	1,036	14,577
1	1379	COMPLIANCE TECHNICIAN I	SHEILA A. SAMBILE	4760	PB	PL04/3	19,246	50%	9,623	736	10,359
1	1379	COMPLIANCE TECHNICIAN I	VACANT (ANNOUNCED)		FT	PL04/5	21,219	50%	10,610	812	11,421
1	1379	COMPLIANCE TECHNICIAN I	VACANT (ANNOUNCED)		FT	PL04/5	21,219	50%	10,610	812	11,421
1	1157	CHIEF, REGULATORY AND COMPLIANCE	VACANT (ANNOUNCED)		FT	PL20/12	65,175	50%	32,588	2,493	35,080
1	0000	UTILIZATION REVIEW NURSE	NEW		FT	PL17/12	56,301	50%	28,151	2,154	30,304
20									341,052	34,072	375,124

COMMONWEALTH OF THE NORTHERN MARIANA ISLANDS

DEPARTMENT: OTHER OFFICES OF THE GOVERNOR AND LT. GOVERNOR

DIVISION: MEDICAID ENTERPRISE SYSTEMS & HEALTH INFORMATION TECHNOLOGY

ORG: 11850400

ORG	OBJECT	DESCRIPTION	2022	2023	2024	2025	2025
			ACTUAL	ACTUAL	BUDGET PL 23-09	DEPARTMENT SUBMISSION	GOVERNOR'S PROPOSAL
11850400	61000	WAGES & SALARIES	4,428	4,769	53,631	46,375	46,661
11850400	62000	FICA CONTRIBUTION	275	307	0	2,875	2,893
11850400	62010	MEDICARE CONTRIBUTION	64	72	0	672	677
11850400	62100	401K EMPLOYER CONTRIBUTION	153	173	0	1,855	176
11850400	62200	HEALTH INSURANCE PREMIUM	0	1,170	0	6,053	1,115
11850400	62211	PERSONNEL INSURANCE	0	0	0	835	0
TOTAL PERSONNEL			4,920	6,491	53,631	58,665	51,522
11850400	63000	PROFESSIONAL SERVICES	366,660	0	0	200,000	155,425
11850400	64040	LICENSES AND FEES	0	0	0	5,000	5,000
11850400	64080	DUES AND SUBSCRIPTIONS	0	0	0	200	200
11850400	64090	COMMUNICATIONS	1,480	125	0	1,000	1,000
11850400	64800	TRAVEL EXPENSES	0	2,985	0	6,000	6,000
11850400	64900	OTHER SERVICES & CHARGES	0	178	0	0	0
11850400	65000	OFFICE SUPPLIES	171	599	0	500	500
11850400	65010	OPERATIONAL SUPPLIES	0	1,049	0	1,000	1,000
11850400	65040	FURNITURE & FIXTURES	0	3,646	0	5,000	5,000
11850400	66020	IMPROVEMENTS	2,270	1,658	0	15,000	15,000
11850400	66070	TECHNOLOGY EQUIP	0	2,939	0	1,000	1,000
11850400	69000	OTHER EXPENSES	0	174,536	536	0	0
TOTAL OTHER EXPENSES			370,582	187,715	536	234,700	190,125
11850400	64060	UTILITIES	0	269	0	1,000	0
TOTAL PERSONNEL, OTHER EXPENSES, AND UTILITIES			375,502	194,475	54,167	294,365	241,647

COMMONWEALTH OF THE NORTHERN MARIANA ISLANDS

DEPARTMENT: OTHER OFFICES OF THE GOVERNOR AND LT. GOVERNOR
DIVISION: MEDICAID ENTERPRISE SYSTEMS & HEALTH INFORMATION TECHNOLOGY
ORG: 11850400

ORG	OBJECT	DESCRIPTION	2022 ACTUAL	2023 ACTUAL	2024 BUDGET PL 23-09	2025 DEPARTMENT SUBMISSION	2025 GOVERNOR'S PROPOSAL
11850400	69010	PUBLIC AUDITOR 1% FEE	1,688	5,173	0	0	2,416
GRAND TOTAL			377,190	199,648	54,167	294,365	244,063
NUMBER OF POSITIONS			12	12	11	15	11

GENERAL FUND

Budget Year: 2025

Department: Other Offices of the Governor and Lt. Governor
Division/Activity: Medicaid Enterprise System
Org Code: 11850400

NOP	Job Class Code	Position	Employee	Employee Number	Personnel Status Code	Pay Grade/Step	Annual Salary	Allocation Percent	Allocation Salary	Total Fringe Benefits	Total
1	1236	FEDRAL PRGRAM COORDINATOR IV	ANNIE ROSE Z. REYES	3663	FT	PL10/1	44,113	10.00%	4,411	1,629	6,040
1	3774	DATA COORDINATOR	VANESSA ROSE D. TUDELA	4074	ES	UNG	42,500	10.00%	4,250	325	4,575
1	3774	DATA COORDINATOR	JENNALYD LEANN S. BABAUTA	5403	ES	UNG	35,000	10.00%	3,500	268	3,768
1	1197	APPLICATION SYSTEM ANALYST	JOVIAN R. ALMADA	6170	ES	UNG	60,000	10.00%	6,000	459	6,459
1	0000	ELIGIBILITY & ENROLLMENT PROJECT ASSISTANT	SANDY TSE		ES	UNG	35,000	10.00%	3,500	268	3,768
1	0000	POLICY COORDINATOR	CASSEY P. BABAUTA		ES	UNG	40,000	10.00%	4,000	306	4,306
1	0000	DATA COORDINATOR	NIKKO D. PUGUON		ES	UNG	60,000	10.00%	6,000	459	6,459
1	0000	DATA COORDINATOR-CLAIMS	VACANT		ES	UNG	45,000	10.00%	4,500	344	4,844
1	0000	PROJECT ASSISTANT - MMIS	VACANT		ES	UNG	35,000	10.00%	3,500	268	3,768
1	0000	PROJECT ASSISTANT - DSS/DW	VACANT		ES	UNG	35,000	10.00%	3,500	268	3,768
1	0000	ASSISTANT PROGRAMMER	VACANT		ES	UNG	35,000	10.00%	3,500	268	3,768
11									46,661	4,861	51,522

COMMONWEALTH OF THE NORTHERN MARIANA ISLANDS

DEPARTMENT: DEPARTMENT OF COMMERCE

DIVISION: SECRETARY OF COMMERCE

ORG: 11160100

ORG	OBJECT	DESCRIPTION	2022	2023	2024	2025	2025
			ACTUAL	ACTUAL	BUDGET PL 23-09	DEPARTMENT SUBMISSION	GOVERNOR'S PROPOSAL
11160100	61000	WAGES & SALARIES	198,680	203,562	516,226	775,508	405,311
11160100	61020	HOLIDAY PAY	0	7,119	0	0	0
11160100	61200	BOARD & OTHER COMPENSATION	1,061	0	0	0	0
11160100	62000	FICA CONTRIBUTION	10,405	13,062	0	48,082	25,129
11160100	62010	MEDICARE CONTRIBUTION	2,909	3,055	0	11,245	5,877
11160100	62100	401K EMPLOYER CONTRIBUTION	4,792	2,663	0	20,605	5,460
11160100	62200	HEALTH INSURANCE PREMIUM	32,504	18,105	0	27,638	31,712
11160100	62211	PERSONNEL INSURANCE	2,247	2,895	0	13,959	6,445
TOTAL PERSONNEL			252,596	250,460	516,226	897,037	479,936
11160100	63000	PROFESSIONAL SERVICES	723	0	0	0	0
11160100	63100	REPAIR AND MAINTENANCE	25,353	5,712	0	0	0
11160100	63300	CLEANING SERVICES	750	0	0	0	0
11160100	64070	STORAGE AND HANDLING	14	646	0	0	0
11160100	64080	DUES AND SUBSCRIPTIONS	-3,175	25	0	0	0
11160100	64090	COMMUNICATIONS	6,308	2,781	0	7,000	0
11160100	64100	PRINTING AND PHOTOCOPYING	3,136	0	0	0	0
11160100	64110	ADVERTISING	970	1,170	0	0	0
11160100	64700	RENTAL-VEHICLES	2,170	0	0	0	0
11160100	64730	RENTAL-OFFICE EQUIPMENT	444	770	0	0	0
11160100	64800	TRAVEL EXPENSES	8,691	898	0	0	0
11160100	65000	OFFICE SUPPLIES	14,258	366	0	25,000	0
11160100	65010	OPERATIONAL SUPPLIES	13,101	11,063	0	33,000	0
11160100	65030	FUEL & LUBRICATE	7,229	1,708	0	0	0

COMMONWEALTH OF THE NORTHERN MARIANA ISLANDS

DEPARTMENT: DEPARTMENT OF COMMERCE

DIVISION: SECRETARY OF COMMERCE

ORG: 11160100

ORG	OBJECT	DESCRIPTION	2022	2023	2024	2025	2025
			ACTUAL	ACTUAL	BUDGET PL 23-09	DEPARTMENT SUBMISSION	GOVERNOR'S PROPOSAL
11160100	65040	FURNITURE & FIXTURES	6,849	0	0	0	0
11160100	66000	CAPITAL ASSETS	5,744	570	0	0	0
11160100	66020	IMPROVEMENTS	4,800	0	0	0	0
11160100	66040	MACHINERY	0	548	0	0	0
11160100	66070	TECHNOLOGY EQUIP	3,839	0	0	0	0
11160100	66900	NON-CAPITAL ASSETS	509	0	0	0	0
11160100	69000	OTHER EXPENSES	0	0	5,310	0	0
TOTAL OTHER EXPENSES			101,714	26,257	5,310	65,000	0
11160100	64060	UTILITIES	16,902	362	0	10,000	0
TOTAL PERSONNEL, OTHER EXPENSES, AND UTILITIES			371,212	277,079	521,536	972,037	479,936
11160100	69010	PUBLIC AUDITOR 1% FEE	1,408	4,663	0	9,720	4,799
GRAND TOTAL			372,621	281,742	521,536	981,757	484,735
NUMBER OF POSITIONS			14	16	13	20	15

Budget Year: 2025

Department: Department of Commerce
Division/Activity: Secretary of Commerce
Org Code: 11160100

NOP	Job Class Code	Position	Employee	Employee Number	Personnel Status Code	Pay Grade/Step	Annual Salary	Allocation Percent	Allocation Salary	Total Fringe Benefits	Total
1	9121	SECRETARY OF COMMERCE	VACANT		AP	UNG	54,000	87.5%	47,250	3,615	50,865
1	0023	ADMINISTRATIVE ASSISTANT	INDIRA A. MACARANAS	3302	FT	PL05/6	23,394	87.5%	20,470	1,934	22,404
1	0023	ADMINISTRATIVE ASSISTANT	VACANT		PB	PL04/3	1	87.5%	1	0	1
1	1021	ADMINISTRATIVE SPECIALIST I	MEMORINA O. CHRISTIAN	3310	FT	PL07/6	25,792	87.5%	22,568	3,035	25,603
1	1216	BANKING ADMINISTRATOR	VACANT		PB	PL20/7	1	87.5%	1	0	1
1	1498	BANK EXAMINER II	ARISTONA ANN M. TUDELA	3300	FT	PL14/7	38,106	87.5%	33,343	11,628	44,972
1	1498	BANK EXAMINER II	MARY ANN T. SANTOS	4152	FT	PL14/9	42,012	87.5%	36,761	6,959	43,719
1	8113	BLDG MAINTENANCE FOREMAN II	ROBERTO T. SALTA	4145	FT	PL09/4	25,792	87.5%	22,568	2,133	24,701
1	1316	HEARING OFFICER	VACANT		ES	UNG	1	87.5%	1	0	1
1	1493	INSURANCE LICENSING OFFICER	CHARLETTE C. BORJA	3292	FT	PL17/7	44,113	87.5%	38,599	12,335	50,934
1	1014	MANAGER, ADMINSTRIVE SERVICES	CHARLENE M. TENORIO	3305	FT	PL18/6	44,113	87.5%	38,599	3,648	42,246
1	1396	MNGMNT EVLUATION UNT SPERVISOR	TRACY A. MARATITA	3303	FT	PL14/4	32,918	87.5%	28,803	6,207	35,010
1	9183	REGISTRAR OF CORPORATION	REMEDIO C. MAFNAS	3294	FT	UNG	48,000	87.5%	42,000	9,134	51,134
1	1643	TECHNICAL FINANCIAL ANALYST	BERNADITA T. PALACIOS	3291	FT	PL17/11	53,620	87.5%	46,917	7,919	54,836
1	0147	EXECUTIVE SECRETARY	GLENNIS Y. GAMBOA-LICOP	3296	FT	PL14/3	31,350	87.5%	27,431	6,077	33,509
15									405,311	74,624	479,936

COMMONWEALTH OF THE NORTHERN MARIANA ISLANDS

DEPARTMENT: DEPARTMENT OF COMMERCE
DIVISION: ECONOMIC DEVELOPMENT SAIPAN
ORG: 11160300

ORG	OBJECT	DESCRIPTION	2022 ACTUAL	2023 ACTUAL	2024 BUDGET PL 23-09	2025 DEPARTMENT SUBMISSION	2025 GOVERNOR'S PROPOSAL
11160300	61000	WAGES & SALARIES	105,382	66,541	112,701	196,133	75,539
11160300	61020	HOLIDAY PAY	0	890	0	0	0
11160300	62000	FICA CONTRIBUTION	6,301	4,181	0	12,160	4,683
11160300	62010	MEDICARE CONTRIBUTION	1,532	978	0	2,844	1,095
11160300	62100	401K EMPLOYER CONTRIBUTION	750	130	0	5,513	0
11160300	62101	RETIREMENT CONTRIBUTIONS	8,426	2,650	0	0	0
11160300	62200	HEALTH INSURANCE PREMIUM	6,913	5,177	0	6,434	3,485
11160300	62211	PERSONNEL INSURANCE	872	671	0	3,530	630
TOTAL PERSONNEL			130,177	81,217	112,701	226,615	85,432
11160300	64090	COMMUNICATIONS	0	0	0	5,000	0
11160300	65000	OFFICE SUPPLIES	0	0	0	10,000	0
11160300	65010	OPERATIONAL SUPPLIES	0	0	0	15,000	0
11160300	69000	OTHER EXPENSES	0	0	1,159	0	0
TOTAL OTHER EXPENSES			0	0	1,159	30,000	0
11160300	64060	UTILITIES	0	0	0	10,000	0
TOTAL PERSONNEL, OTHER EXPENSES, AND UTILITIES			130,177	81,217	113,860	266,615	85,432
11160300	69010	PUBLIC AUDITOR 1% FEE	796	1,827	0	2,666	854
GRAND TOTAL			130,973	83,044	113,860	269,281	86,286
NUMBER OF POSITIONS			4	4	3	5	2

Budget Year: 2025

Department: Department of Commerce
Division/Activity: Economic Development - Saipan
Org Code: 11160300

NOP	Job Class Code	Position	Employee	Employee Number	Personnel Status Code	Pay Grade/Step	Annual Salary	Allocation Percent	Allocation Salary	Total Fringe Benefits	Total
1	1148	COMPUTER SPECIALIST III	REGINO G. MILLO	3295	FT	PL16/6	40,012	87.5%	35,010	3,308	38,319
1	1240	ECONOMIC DEVELOPMNT OFFICER II	KIOSHI CLINTON K. CODY	3306	FT	PL18/7	46,319	87.5%	40,529	6,585	47,114
2									75,539	9,894	85,433

COMMONWEALTH OF THE NORTHERN MARIANA ISLANDS

DEPARTMENT: DEPARTMENT OF COMMERCE

DIVISION: STATISTICAL RESEARCH

ORG: 11160400

ORG	OBJECT	DESCRIPTION	2022 ACTUAL	2023 ACTUAL	2024	2025	2025
					BUDGET PL 23-09	DEPARTMENT SUBMISSION	GOVERNOR'S PROPOSAL
11160400	61000	WAGES & SALARIES	116,152	98,794	185,963	280,911	169,907
11160400	61020	HOLIDAY PAY	0	2,238	0	0	0
11160400	61200	BOARD & OTHER COMPENSATION	4,101	0	0	0	0
11160400	62000	FICA CONTRIBUTION	7,456	6,264	0	17,416	10,534
11160400	62010	MEDICARE CONTRIBUTION	1,744	1,465	0	4,073	2,464
11160400	62100	401K EMPLOYER CONTRIBUTION	2,839	2,490	0	9,291	4,180
11160400	62200	HEALTH INSURANCE PREMIUM	3,615	2,766	0	6,434	3,485
11160400	62211	PERSONNEL INSURANCE	1,170	908	0	5,056	2,010
TOTAL PERSONNEL			137,076	114,925	185,963	323,182	192,580
11160400	63000	PROFESSIONAL SERVICES	5,600	0	0	0	0
11160400	63100	REPAIR AND MAINTENANCE	1,444	407	0	0	0
11160400	63300	CLEANING SERVICES	0	20	0	0	0
11160400	64090	COMMUNICATIONS	869	435	0	5,000	0
11160400	65000	OFFICE SUPPLIES	0	0	0	6,000	0
11160400	65010	OPERATIONAL SUPPLIES	70	0	0	6,000	0
11160400	65900	FREIGHT AND HANDLING	230	40	0	0	0
11160400	69000	OTHER EXPENSES	0	0	1,913	0	0
TOTAL OTHER EXPENSES			8,213	902	1,913	17,000	0
11160400	64060	UTILITIES	0	0	0	10,000	0
TOTAL PERSONNEL, OTHER EXPENSES, AND UTILITIES			145,289	115,827	187,876	350,182	192,580
11160400	69010	PUBLIC AUDITOR 1% FEE	901	1,786	0	3,502	1,926

COMMONWEALTH OF THE NORTHERN MARIANA ISLANDS

DEPARTMENT: DEPARTMENT OF COMMERCE

DIVISION: STATISTICAL RESEARCH

ORG: 11160400

ORG	OBJECT	DESCRIPTION	2022 ACTUAL	2023 ACTUAL	2024 BUDGET PL 23-09	2025 DEPARTMENT SUBMISSION	2025 GOVERNOR'S PROPOSAL
GRAND TOTAL			146,190	117,613	187,876	353,684	194,506
NUMBER OF POSITIONS			9	6	6	8	6

Budget Year: 2025

Department: Department of Commerce
Division/Activity: Statistical Research
Org Code: 11160400

NOP	Job Class Code	Position	Employee	Employee Number	Personnel Status Code	Pay Grade/Step	Annual Salary	Allocation Percent	Allocation Salary	Total Fringe Benefits	Total
1	1105	DIRECTOR, STATISTICS	JUSTIN H. ANDREW	3307	FT	PL20/11	62,071	87.5%	54,312	7,305	61,617
1	1017	ADMINISTRATIVE OFFICER III	JENNIFER D. ROSPEL	3293	FT	PL15/10	46,319	87.5%	40,529	3,830	44,359
1	1021	ADMINISTRATIVE SPECIALIST I	BRENDA RIDEB	3299	FT	PL07/8	28,436	87.5%	24,881	1,903	26,785
1	1148	COMPUTER SPECIALIST III	FERMIN C. SAKISAT	3309	FT	PL16/5	38,106	87.5%	33,343	7,369	40,712
1	NEW	DATA SCIENTIST	VACANT		PB	PL10/7	1	87.5%	1	0	1
1	0278	STATISTICAL TECHNICIAN	BRIANNA O. DAMIAN	3301	FT	PL04/3	19,246	87.5%	16,841	2,265	19,106
6									169,907	22,673	192,580

COMMONWEALTH OF THE NORTHERN MARIANA ISLANDS

DEPARTMENT: DEPARTMENT OF COMMERCE
DIVISION: ALCOHOLIC BEVERAGE AND TOBACCO CONTROL
ORG: 11160200

ORG	OBJECT	DESCRIPTION	2022 ACTUAL	2023 ACTUAL	2024 BUDGET PL 23-09	2025 DEPARTMENT SUBMISSION	2025 GOVERNOR'S PROPOSAL
11160200	61000	WAGES & SALARIES	245,017	162,817	415,118	567,291	300,465
11160200	61010	OVERTIME COMPENSATION	734	658	0	0	0
11160200	61020	HOLIDAY PAY	326	3,138	0	0	0
11160200	62000	FICA CONTRIBUTION	14,713	10,330	0	35,172	18,629
11160200	62010	MEDICARE CONTRIBUTION	3,571	2,416	0	8,226	4,357
11160200	62100	401K EMPLOYER CONTRIBUTION	2,343	1,294	0	14,546	1,788
11160200	62200	HEALTH INSURANCE PREMIUM	30,285	14,111	0	34,104	18,120
11160200	62211	PERSONNEL INSURANCE	633	453	0	10,211	978
TOTAL PERSONNEL			297,621	195,217	415,118	669,550	344,337
11160200	63100	REPAIR AND MAINTENANCE	127	0	0	0	0
11160200	64090	COMMUNICATIONS	0	0	0	12,000	0
11160200	64800	TRAVEL EXPENSES	1,801	2,535	0	0	0
11160200	65000	OFFICE SUPPLIES	0	0	0	14,000	0
11160200	65010	OPERATIONAL SUPPLIES	0	0	0	15,000	0
11160200	69000	OTHER EXPENSES	0	0	4,269	0	0
TOTAL OTHER EXPENSES			1,928	2,535	4,269	41,000	0
11160200	64060	UTILITIES	0	0	0	10,000	0
TOTAL PERSONNEL, OTHER EXPENSES, AND UTILITIES			299,550	197,752	419,387	720,550	344,337
11160200	69010	PUBLIC AUDITOR 1% FEE	1,758	3,402	0	7,205	3,443
GRAND TOTAL			301,307	201,154	419,387	727,755	347,780
NUMBER OF POSITIONS			16	16	18	20	17

Budget Year: 2025

Department: Department of Commerce
Division/Activity: Alcoholic Beverage & Tobacco Control
Org Code: 11160200

NOP	Job Class Code	Position	Employee	Employee Number	Personnel Status Code	Pay Grade/Step	Annual Salary	Allocation Percent	Allocation Salary	Total Fringe Benefits	Total
1	6009	DRCTR ALCHL BEV & TBCCO CONTRL	DAVID R. MARATITA	2076	FT	PL20/11	62,071	87.5%	54,312	16,284	70,596
1	6037	ABTC LAW ENFORCEMENT SUPERVISOR	LEONARD U. ORDONEZ	2074	FT	PL15/5	36,292	87.5%	31,755	2,429	34,185
1	6003	ABTC LAW ENFORCEMENT OFFICER I	BRETT S. SEMAN	2057	FT	PL08/4	24,564	87.5%	21,493	1,644	23,137
1	6003	ABTC LAW ENFORCEMENT OFFICER I	ERIC A. BORJA	2075	PA	PL08/1	21,219	87.5%	18,567	1,420	19,987
1	6003	ABTC LAW ENFORCEMENT OFFICER I	FLORITA S. BILLY	2063	FT	PL08/4	24,564	87.5%	21,493	5,129	26,623
1	6003	ABTC LAW ENFORCEMENT OFFICER I	FRANCIS C. DELEON GUERRERO	2064	PA	PL08/1	21,219	87.5%	18,567	1,420	19,987
1	6003	ABTC LAW ENFORCEMENT OFFICER I	JOCELYN P. DELEON GUERRERO	2061	FT	PL08/4	24,564	87.5%	21,493	5,129	26,622
1	6003	ABTC LAW ENFORCEMENT OFFICER I	KEONI CODY S. KAIPAT	2065	FT	PL08/4	24,564	87.5%	21,493	1,644	23,137
1	6003	ABTC LAW ENFORCEMENT OFFICER I	NOEL A. IGISAIAR	2062	FT	PL08/3	23,394	87.5%	20,470	1,566	22,036
1	6003	ABTC LAW ENFORCEMENT OFFICER I	PEDRO CRAIG I. NGOTEL	2079	FT	PL08/1	21,219	87.5%	18,567	2,163	20,730
1	6003	ABTC LAW ENFORCEMENT OFFICER I	VACANT		PB	PL08/1	1	87.5%	1	0	1
1	6003	ABTC LAW ENFORCEMENT OFFICER I	VACANT		PB	PL08/1	1	87.5%	1	0	1
1	6004	ABTC LAWENFORCEMENT OFFICER II	VACANT		PB	PL08/1	1	87.5%	1	0	1
1	6004	ABTC LAWENFORCEMENT OFFICER II	VACANT		PB	PL08/1	1	87.5%	1	0	1
1	6005	ABTC LAWENFORCEMENT OFFICER III	ERWIN-PAUL C. TOGAWA	2077	FT	PL12/4	29,857	87.5%	26,125	3,044	29,169
1	6005	ABTC LAWENFORCEMENT OFFICER III	LYNETTE MARIE A. SABLAN	3297	FT	PL12/4	29,857	87.5%	26,125	1,999	28,124
1	6005	ABTC LAWENFORCEMENT OFFICER III	VACANT		PB	PL12/4	1	87.5%	1	0	1
17									300,465	43,872	344,337

COMMONWEALTH OF THE NORTHERN MARIANA ISLANDS

DEPARTMENT: DEPARTMENT OF COMMERCE
DIVISION: ENFORCEMENT AND COMPLIANCE
ORG: 11160500

ORG	OBJECT	DESCRIPTION	2022 ACTUAL	2023 ACTUAL	2024 BUDGET PL 23-09	2025 DEPARTMENT SUBMISSION	2025 GOVERNOR'S PROPOSAL
11160500	61000	WAGES & SALARIES	7,863	80,843	161,188	239,425	147,270
11160500	61020	HOLIDAY PAY	0	2,165	0	0	0
11160500	62000	FICA CONTRIBUTION	488	5,147	0	14,844	9,131
11160500	62010	MEDICARE CONTRIBUTION	114	1,204	0	3,472	2,135
11160500	62100	401K EMPLOYER CONTRIBUTION	0	1,992	0	4,794	1,905
11160500	62200	HEALTH INSURANCE PREMIUM	75	5,335	0	8,123	10,629
11160500	62211	PERSONNEL INSURANCE	66	1,124	0	4,310	2,333
TOTAL PERSONNEL			8,606	97,809	161,188	274,968	173,403
11160500	65000	OFFICE SUPPLIES	0	0	0	5,000	0
11160500	65010	OPERATIONAL SUPPLIES	0	0	0	7,000	0
11160500	69000	OTHER EXPENSES	0	0	1,658	0	0
TOTAL OTHER EXPENSES			0	0	1,658	12,000	0
11160500	64060	UTILITIES	0	0	0	10,000	0
TOTAL PERSONNEL, OTHER EXPENSES, AND UTILITIES			8,606	97,809	162,846	296,968	173,403
11160500	69010	PUBLIC AUDITOR 1% FEE	862	1,827	0	2,970	1,734
GRAND TOTAL			9,469	99,636	162,846	299,938	175,137
NUMBER OF POSITIONS			6	6	5	7	5

Budget Year: 2025

Department: Department of Commerce
Division/Activity: Enforcement and Compliance
Org Code: 11160500

NOP	Job Class Code	Position	Employee	Employee Number	Personnel Status Code	Pay Grade/Step	Annual Salary	Allocation Percent	Allocation Salary	Total Fringe Benefits	Total
1	1125	DIRECTOR ENFRMNT & COMPLIANCE	DAVID S. PALACIOS	2054	FT	PL20/10	59,116	87.5%	51,726	8,373	60,099
1	1239	COMMRCE ENF CMPLIANCE OFCR III	JESSE C. CHONG	2078	FT	PL15/4	34,564	87.5%	30,243	2,858	33,101
1	1229	COMMRCE ENF CMPLIANCE TRAINEE	NICK V. REYES JR	2083	FT	PL04/4	20,209	87.5%	17,683	1,353	19,035
1	1237	COMMRCE ENF COMPLIANCE OFCR. I	OWN S. HOLYMAY	2084	FT	PL11/5	29,857	87.5%	26,125	3,514	29,639
1	1237	COMMRCE ENF COMPLIANCE OFCR. I	PHILLIP Q. BABAUTA	2080	FT	PL11/1	24,564	87.5%	21,493	10,035	31,528
5									147,270	26,132	173,403

COMMONWEALTH OF THE NORTHERN MARIANA ISLANDS

DEPARTMENT: DEPARTMENT OF COMMERCE

DIVISION: WORKERS COMPENSATION COMMISSION

ORG: 11160600

ORG	OBJECT	DESCRIPTION	2022 ACTUAL	2023 ACTUAL	2024 BUDGET PL 23-09	2025 DEPARTMENT SUBMISSION	2025 GOVERNOR'S PROPOSAL
11160600	61000	WAGES & SALARIES	81,315	72,927	143,648	184,577	131,245
11160600	61020	HOLIDAY PAY	0	1,842	0	0	0
11160600	62000	FICA CONTRIBUTION	5,042	4,636	0	11,444	8,137
11160600	62010	MEDICARE CONTRIBUTION	1,179	1,084	0	2,676	1,903
11160600	62100	401K EMPLOYER CONTRIBUTION	0	9	0	1,083	0
11160600	62200	HEALTH INSURANCE PREMIUM	19,015	14,672	0	10,052	18,295
11160600	62211	PERSONNEL INSURANCE	1,153	893	0	3,322	2,059
TOTAL PERSONNEL			107,703	96,064	143,648	213,155	161,639
11160600	64090	COMMUNICATIONS	0	0	0	5,000	0
11160600	65000	OFFICE SUPPLIES	0	0	0	4,000	0
11160600	65010	OPERATIONAL SUPPLIES	0	0	0	6,000	0
11160600	69000	OTHER EXPENSES	0	0	1,478	0	0
TOTAL OTHER EXPENSES			0	0	1,478	15,000	0
11160600	64060	UTILITIES	0	0	0	10,000	0
TOTAL PERSONNEL, OTHER EXPENSES, AND UTILITIES			107,703	96,064	145,126	238,155	161,639
11160600	69010	PUBLIC AUDITOR 1% FEE	1,708	1,402	0	2,382	1,616
GRAND TOTAL			109,412	97,466	145,126	240,537	163,255
NUMBER OF POSITIONS			4	4	4	5	4

Budget Year: 2025

Department: Department of Commerce
Division/Activity: Workers Compensation Commission
Org Code: 11160600

NOP	Job Class Code	Position	Employee	Employee Number	Personnel Status Code	Pay Grade/Step	Annual Salary	Allocation Percent	Allocation Salary	Total Fringe Benefits	Total
1	1166	DIRECTOR DIVISION	FRANCISCO D. CABRERA	3298	FT	PL20/11	62,071	87.5%	54,312	16,284	70,596
1	1017	ADMINISTRATIVE OFFICER III	JENITA B. CASTRO	3308	FT	PL15/9	44,113	87.5%	38,599	10,791	49,390
1	1022	ADMINISTRATIVE SPECIALIST II	VELMA M. REYES	4131	FT	PL09/3	24,564	87.5%	21,493	2,031	23,524
1	0057	CLERK TYPIST III	JOVAN I. FRED	3289	FT	PL03/4	19,246	87.5%	16,841	1,288	18,129
4									131,245	30,394	161,639

COMMONWEALTH OF THE NORTHERN MARIANA ISLANDS

DEPARTMENT: DEPARTMENT OF COMMUNITY AND CULTURAL AFFAIRS

DIVISION: SECRETARY OF CCA

ORG: 11120100

ORG	OBJECT	DESCRIPTION	2022 ACTUAL	2023 ACTUAL	2024 BUDGET PL 23-09	2025 DEPARTMENT SUBMISSION	2025 GOVERNOR'S PROPOSAL
11120100	61000	WAGES & SALARIES	173,380	127,626	272,144	265,192	232,043
11120100	61010	OVERTIME COMPENSATION	0	-307	0	0	0
11120100	61020	HOLIDAY PAY	0	2,670	0	0	0
11120100	62000	FICA CONTRIBUTION	10,748	8,158	0	16,442	14,387
11120100	62010	MEDICARE CONTRIBUTION	2,514	1,908	0	3,845	3,365
11120100	62100	401K EMPLOYER CONTRIBUTION	1,093	622	0	1,600	1,400
11120100	62101	RETIREMENT CONTRIBUTIONS	15,594	11,964	0	0	0
11120100	62200	HEALTH INSURANCE PREMIUM	20,379	11,383	0	3,485	10,455
11120100	62211	PERSONNEL INSURANCE	1,964	1,663	0	4,773	2,263
TOTAL PERSONNEL			225,670	165,686	272,144	295,337	263,913
11120100	63000	PROFESSIONAL SERVICES	1,760	160	0	0	0
11120100	63100	REPAIR AND MAINTENANCE	1,539	0	0	0	0
11120100	63300	CLEANING SERVICES	350	490	0	0	0
11120100	64090	COMMUNICATIONS	323	210	0	6,240	0
11120100	64800	TRAVEL EXPENSES	62	0	0	0	0
11120100	65000	OFFICE SUPPLIES	54	0	0	0	0
11120100	65010	OPERATIONAL SUPPLIES	2,976	285	0	0	0
11120100	65030	FUEL & LUBRICATE	0	449	0	2,400	0
11120100	69000	OTHER EXPENSES	0	0	2,794	0	0
TOTAL OTHER EXPENSES			7,063	1,594	2,794	8,640	0
11120100	64060	UTILITIES	2,753	0	0	8,400	0
TOTAL PERSONNEL, OTHER EXPENSES, AND UTILITIES			235,487	167,280	274,938	312,377	263,913

COMMONWEALTH OF THE NORTHERN MARIANA ISLANDS

DEPARTMENT: DEPARTMENT OF COMMUNITY AND CULTURAL AFFAIRS

DIVISION: SECRETARY OF CCA

ORG: 11120100

ORG	OBJECT	DESCRIPTION	2022 ACTUAL	2023 ACTUAL	2024 BUDGET PL 23-09	2025 DEPARTMENT SUBMISSION	2025 GOVERNOR'S PROPOSAL
11120100	69010	PUBLIC AUDITOR 1% FEE	1,031	2,640	0	0	2,639
GRAND TOTAL			236,518	169,920	274,938	312,377	266,552
NUMBER OF POSITIONS			8	8	8	8	8

Budget Year: 2025

Department: Department of Community and Cultural Affairs
Division/Activity: Secretary of CCA
Org Code: 11120100

NOP	Job Class Code	Position	Employee	Employee Number	Personnel Status Code	Pay Grade/Step	Annual Salary	Allocation Percent	Allocation Salary	Total Fringe Benefits	Total
1	9120	SECRETARY, DC&CA	FRANCISCO M. RABULIMAN	3791	AP	UNG	54,000	87.50%	47,250	3,615	50,865
1	1002	ACCOUNTANT II	DOLORES C. CRUZ	1040	FT	PL12/7	34,564	87.50%	30,243	2,858	33,101
1	1016	ADMINISTRATIVE OFFICER II	RAMONA S. CAMACHO	1192	FT	PL13/3	29,857	87.50%	26,125	1,999	28,124
1	1017	ADMINISTRATIVE OFFICER III	STEPHANIE . AULERIO	1246	FT	PL15/7	40,012	87.50%	35,010	8,194	43,204
1	2111	COMMUNITY DEVELOPMENT SPICALIST I	ORLANDO W. LIMES	1139	FT	PL08/6	27,082	87.50%	23,696	5,724	29,421
1	2113	COMMUNITY DEVELOPMENT SPICALST III	JOAQUIN R. SABLAN JR.	1148	FT	PL12/11	42,012	87.50%	36,761	6,959	43,720
1	2092	COMMUNITY DEVELOPMENT TECHNICIAN	CECILE O. BLAS	1143	FT	PL03/5	20,209	87.50%	17,683	1,353	19,035
1	2092	COMMUNITY DEVELOPMENT TECHNICIAN	KEONI SEICHI P. HOSONO	1062	FT	PL03/2	17,457	87.50%	15,275	1,169	16,443
8									232,043	31,870	263,913

COMMONWEALTH OF THE NORTHERN MARIANA ISLANDS

DEPARTMENT: DEPARTMENT OF COMMUNITY AND CULTURAL AFFAIRS

DIVISION: DIVISION OF YOUTH SERVICES - SAIPAN

ORG: 11120800

ORG	OBJECT	DESCRIPTION	2022 ACTUAL	2023 ACTUAL	2024 BUDGET PL 23-09	2025 DEPARTMENT SUBMISSION	2025 GOVERNOR'S PROPOSAL
11120800	61000	WAGES & SALARIES	225,826	102,360	393,099	380,939	209,381
11120800	61010	OVERTIME COMPENSATION	113	153	0	0	0
11120800	61020	HOLIDAY PAY	0	566	0	0	0
11120800	61200	BOARD & OTHER COMPENSATION	3,901	0	0	0	0
11120800	62000	FICA CONTRIBUTION	14,250	6,390	0	19,071	12,982
11120800	62010	MEDICARE CONTRIBUTION	3,333	1,494	0	4,460	3,036
11120800	62100	401K EMPLOYER CONTRIBUTION	3,312	1,191	0	7,424	3,070
11120800	62200	HEALTH INSURANCE PREMIUM	42,317	17,671	0	4,294	22,999
11120800	62211	PERSONNEL INSURANCE	2,084	925	0	2,800	2,029
TOTAL PERSONNEL			295,135	130,751	393,099	418,988	253,497
11120800	63000	PROFESSIONAL SERVICES	2,346	180	0	0	0
11120800	63100	REPAIR AND MAINTENANCE	0	550	0	20,000	0
11120800	64720	RENTAL-OFFICES	0	0	0	23,136	0
11120800	64800	TRAVEL EXPENSES	255	0	0	0	0
11120800	65010	OPERATIONAL SUPPLIES	678	297	0	0	0
11120800	65900	FREIGHT AND HANDLING	0	1,000	0	0	0
11120800	67100	PROJECT EXPENSES	117	0	0	0	0
11120800	69000	OTHER EXPENSES	0	0	4,039	0	0
TOTAL OTHER EXPENSES			3,395	2,027	4,039	43,136	0
11120800	64060	UTILITIES	0	0	0	30,000	0
TOTAL PERSONNEL, OTHER EXPENSES, AND UTILITIES			298,530	132,778	397,138	492,124	253,497

COMMONWEALTH OF THE NORTHERN MARIANA ISLANDS

DEPARTMENT: DEPARTMENT OF COMMUNITY AND CULTURAL AFFAIRS

DIVISION: DIVISION OF YOUTH SERVICES - SAIPAN

ORG: 11120800

ORG	OBJECT	DESCRIPTION	2022 ACTUAL	2023 ACTUAL	2024 BUDGET PL 23-09	2025 DEPARTMENT SUBMISSION	2025 GOVERNOR'S PROPOSAL
11120800	69010	PUBLIC AUDITOR 1% FEE	850	3,291	0	0	2,535
GRAND TOTAL			299,380	136,069	397,138	492,124	256,032
NUMBER OF POSITIONS			19	21	21	13	8

GENERAL FUND

Budget Year: 2025

Department: Department of Community and Cultural Affairs
Division/Activity: Division of Youth Services - Saipan
Org Code: 11120800

NOP	Job Class Code	Position	Employee	Employee Number	Personnel Status Code	Pay Grade/Step	Annual Salary	Allocation Percent	Allocation Salary	Total Fringe Benefits	Total
1	2300	CASEWORKER I	DENISE B. CRUZ	3242	PA	PL11/1	24,564	80%	19,651	2,643	22,294
1	2300	CASEWORKER I	MILDRED W. SIKEBERT	1086	FT	PL11/6	31,350	80%	25,080	9,088	34,168
1	2300	CASEWORKER I	QUAID O. NGIRCHONGOR	1099	FT	PL11/6	31,350	80%	25,080	5,158	30,238
1	2112	COMMUNITY DVLOPMNT SPECIALST II	ANNA Y. RANGAMAR	1119	FT	PL10/4	27,082	80%	21,665	4,445	26,110
1	3401	EMERGENCY SHELTER CARETAKER	JOVITA A. OMAR	4338	PB	PL04/1	17,457	80%	13,966	1,068	15,034
1	6160	PROBATION OFFICER II	SHEELANE S. SANTOS	1223	FT	PL17/5	40,012	80%	32,009	6,517	38,526
1	6161	PROBATION OFFICER III	MISSY D. ALDAN	1045	FT	PL19/9	53,620	80%	42,896	4,054	46,949
1	6161	PROBATION OFFICER III	RUTHA M. TEBUTEB	1185	FT	PL19/1	36,292	80%	29,033	11,142	40,175
8									209,381	44,115	253,496

COMMONWEALTH OF THE NORTHERN MARIANA ISLANDS

DEPARTMENT: DEPARTMENT OF COMMUNITY AND CULTURAL AFFAIRS

DIVISION: CHILD CARE LICENSING PROGRAM

ORG: 11120900

ORG	OBJECT	DESCRIPTION	2022 ACTUAL	2023 ACTUAL	2024 BUDGET PL 23-09	2025 DEPARTMENT SUBMISSION	2025 GOVERNOR'S PROPOSAL
11120900	61000	WAGES & SALARIES	38,268	31,451	137,726	151,020	125,834
11120900	61020	HOLIDAY PAY	0	695	0	0	0
11120900	62000	FICA CONTRIBUTION	2,373	1,993	0	9,363	7,802
11120900	62010	MEDICARE CONTRIBUTION	555	466	0	2,190	1,825
11120900	62100	401K EMPLOYER CONTRIBUTION	123	915	0	4,360	3,633
11120900	62101	RETIREMENT CONTRIBUTIONS	0	0	0	47,280	0
11120900	62200	HEALTH INSURANCE PREMIUM	13,736	7,052	0	14,636	10,629
11120900	62211	PERSONNEL INSURANCE	615	527	0	2,718	1,897
TOTAL PERSONNEL			55,669	43,099	137,726	231,567	151,620
11120900	43050	LICENSES & PERMITS	-739	-3,279	0	0	0
11120900	63000	PROFESSIONAL SERVICES	0	0	0	3,000	0
11120900	63300	CLEANING SERVICES	0	0	0	6,000	0
11120900	64090	COMMUNICATIONS	0	0	0	6,000	0
11120900	64100	PRINTING AND PHOTOCOPYING	0	0	0	3,000	0
11120900	64800	TRAVEL EXPENSES	0	0	0	5,000	0
11120900	65000	OFFICE SUPPLIES	0	0	0	5,000	0
11120900	65010	OPERATIONAL SUPPLIES	0	0	0	5,000	0
11120900	65020	FOOD ITEMS	0	0	0	600	0
11120900	65030	FUEL & LUBRICATE	0	0	0	5,000	0
11120900	69000	OTHER EXPENSES	0	0	1,417	0	0
TOTAL OTHER EXPENSES			-739	-3,279	1,417	38,600	0
11120900	64060	UTILITIES	0	0	0	18,000	0

COMMONWEALTH OF THE NORTHERN MARIANA ISLANDS

DEPARTMENT: DEPARTMENT OF COMMUNITY AND CULTURAL AFFAIRS

DIVISION: CHILD CARE LICENSING PROGRAM

ORG: 11120900

ORG	OBJECT	DESCRIPTION	2022 ACTUAL	2023 ACTUAL	2024 BUDGET PL 23-09	2025 DEPARTMENT SUBMISSION	2025 GOVERNOR'S PROPOSAL
TOTAL PERSONNEL, OTHER EXPENSES, AND UTILITIES			54,930	39,820	139,143	288,167	151,620
11120900	69010	PUBLIC AUDITOR 1% FEE	281	374	0	2,882	1,516
GRAND TOTAL			55,211	40,194	139,143	291,049	153,136
NUMBER OF POSITIONS			3	3	4	4	4

Budget Year: 2025

Department: Department of Community and Cultural Affairs
Division/Activity: Child Care Licensing Program
Org Code: 11120900

NOP	Job Class Code	Position	Employee	Employee Number	Personnel Status Code	Pay Grade/Step	Annual Salary	Allocation Percent	Allocation Salary	Total Fringe Benefits	Total
1	2314	CHILDCARE LICENSING SUPERVISOR	GORDON B. SALAS	3716	FT	PL15/9	44,113	87.50%	38,599	12,335	50,934
1	0070	ADMINISTRATIVE DATA SPECIALIST I	GREGORIA S. AHMED	1236	FT	PL09/2	23,394	87.50%	20,470	2,385	22,855
1	6164	SAFETY INSPECTOR	RITA N. OLOPAI	1147	FT	PL10/10	36,292	87.50%	31,755	4,271	36,026
1	0268	SECRETARY III	ADELA S. CAPATI	1218	FT	PL10/12	40,012	87.50%	35,010	6,794	41,804
4									125,834	25,785	151,619

COMMONWEALTH OF THE NORTHERN MARIANA ISLANDS

DEPARTMENT: DEPARTMENT OF COMMUNITY AND CULTURAL AFFAIRS

DIVISION: HISTORICAL PRESERVATION OFFICE - SAIPAN

ORG: 11120600

ORG	OBJECT	DESCRIPTION	2022 ACTUAL	2023 ACTUAL	2024 BUDGET PL 23-09	2025 DEPARTMENT SUBMISSION	2025 GOVERNOR'S PROPOSAL
11120600	61000	WAGES & SALARIES	73,021	82,587	253,788	266,172	232,901
11120600	61020	HOLIDAY PAY	0	1,749	0	0	0
11120600	62000	FICA CONTRIBUTION	4,527	5,229	0	14,440	14,440
11120600	62010	MEDICARE CONTRIBUTION	1,059	1,223	0	3,377	3,377
11120600	62100	401K EMPLOYER CONTRIBUTION	0	612	0	903	1,544
11120600	62200	HEALTH INSURANCE PREMIUM	3,389	14,735	0	22,566	28,814
11120600	62211	PERSONNEL INSURANCE	412	735	0	4,192	1,650
TOTAL PERSONNEL			82,408	106,869	253,788	311,650	282,726
11120600	63100	REPAIR AND MAINTENANCE	0	40	0	0	0
11120600	64070	STORAGE AND HANDLING	0	500	0	0	0
11120600	64090	COMMUNICATIONS	0	0	0	7,200	0
11120600	64800	TRAVEL EXPENSES	0	437	0	0	0
11120600	65030	FUEL & LUBRICATE	0	114	0	9,000	0
11120600	69000	OTHER EXPENSES	0	0	2,610	0	0
TOTAL OTHER EXPENSES			0	1,091	2,610	16,200	0
11120600	64060	UTILITIES	0	0	0	33,600	0
TOTAL PERSONNEL, OTHER EXPENSES, AND UTILITIES			82,408	107,960	256,398	361,450	282,726
11120600	69010	PUBLIC AUDITOR 1% FEE	336	2,077	0	999	2,827
GRAND TOTAL			82,745	110,037	256,398	362,449	285,553
NUMBER OF POSITIONS			8	9	8	8	8

Budget Year: 2025

Department: Department of Community and Cultural Affairs
Division/Activity: Historical Preservation Office - Saipan
Org Code: 11120600

NOP	Job Class Code	Position	Employee	Employee Number	Personnel Status Code	Pay Grade/Step	Annual Salary	Allocation Percent	Allocation Salary	Total Fringe Benefits	Total
1	2161	HISTORC PRSRVTION OFFICER	MERTIE T. KANI	4241	FT	PL20/6	48,635	87.50%	42,555	3,255	45,811
1	1021	ADMINISTRATIVE SPECIALIST I	JENNIFER LISA M. SABLAN	1142	FT	PL07/5	24,564	87.50%	21,493	1,644	23,137
1	1235	FEDRAL PRGRAM COORDINATOR III	LINDA C. TORRES	1044	FT	PL13/11	44,113	87.50%	38,599	12,710	51,309
1	2159	HISTORC PRSRVTION TCHNCIAN I	SHIZELLE C. PUA	1102	FT	PL04/2	18,330	87.50%	16,039	1,868	17,907
1	2160	HISTORC PRSRVTION TCHNCIAN II	ANTONELLI M. ROSARIO	1028	FT	PL05/10	28,436	87.50%	24,881	8,602	33,483
1	2160	HISTORC PRSRVTION TCHNCIAN II	JOSE JESUS K. FITIAL	1048	FT	PL05/8	25,792	87.50%	22,568	2,629	25,197
1	2146	HISTORIC PRSRVTION COORDINATOR	JOHN DIEGO D. PALACIOS	1072	FT	PL12/10	40,012	87.50%	35,010	6,358	41,368
1	2156	HISTORIC PRSRVTION SPECIALIST	LUFO Q. BABAUTA	1202	FT	PL10/10	36,292	87.50%	31,755	12,758	44,513
8									232,901	49,825	282,726

COMMONWEALTH OF THE NORTHERN MARIANA ISLANDS

DEPARTMENT: DEPARTMENT OF COMMUNITY AND CULTURAL AFFAIRS

DIVISION: OFFICE OF AGING - SAIPAN

ORG: 11120700

ORG	OBJECT	DESCRIPTION	2022 ACTUAL	2023 ACTUAL	2024 BUDGET PL 23-09	2025 DEPARTMENT SUBMISSION	2025 GOVERNOR'S PROPOSAL
11120700	61000	WAGES & SALARIES	33,300	66,638	199,944	352,277	182,411
11120700	61020	HOLIDAY PAY	0	1,562	0	0	0
11120700	62000	FICA CONTRIBUTION	2,065	4,228	0	21,841	11,309
11120700	62010	MEDICARE CONTRIBUTION	483	989	0	5,108	2,645
11120700	62100	401K EMPLOYER CONTRIBUTION	0	102	0	214	0
11120700	62200	HEALTH INSURANCE PREMIUM	0	14,921	0	33,453	27,474
11120700	62211	PERSONNEL INSURANCE	534	1,142	0	6,341	3,283
TOTAL PERSONNEL			36,382	89,582	199,944	419,234	227,122
11120700	63100	REPAIR AND MAINTENANCE	0	0	0	20,000	0
11120700	63300	CLEANING SERVICES	300	0	0	0	0
11120700	64040	LICENSES AND FEES	0	0	0	15,000	0
11120700	64090	COMMUNICATIONS	0	0	0	10,000	0
11120700	65020	FOOD ITEMS	0	0	0	200,000	0
11120700	69000	OTHER EXPENSES	0	0	2,057	0	0
TOTAL OTHER EXPENSES			300	0	2,057	245,000	0
11120700	64060	UTILITIES	0	0	0	0	0
TOTAL PERSONNEL, OTHER EXPENSES, AND UTILITIES			36,682	89,582	202,001	664,234	227,122
11120700	69010	PUBLIC AUDITOR 1% FEE	329	1,379	0	4,852	2,271
GRAND TOTAL			37,011	90,961	202,001	669,086	229,393
NUMBER OF POSITIONS			9	9	7	13	5

Budget Year: 2025

Department: Department of Community and Cultural Affairs
Division/Activity: Office of Aging - Saipan
Org Code: 11120700

NOP	Job Class Code	Position	Employee	Employee Number	Personnel Status Code	Pay Grade/Step	Annual Salary	Allocation Percent	Allocation Salary	Total Fringe Benefits	Total
1	1108	DIRECTOR, OFFICE OF AGING	WALTER A. MANGLONA	1136	FT	PL20/8	53,620	87%	46,649	14,110	60,759
1	1004	ACCOUNTANT IV (SUPERVISOR)	MATILDE S. ROSARIO	1023	FT	PL17/12	56,301	87.50%	49,263	11,799	61,062
1	1017	ADMINISTRATIVE OFFICER III	EVELYN F. DAVID	1052	FT	PL15/8	42,012	87.50%	36,761	3,474	40,235
1	1017	ADMINISTRATIVE OFFICER III	VALERIE KATE Q. APATANG	1187	FT	PL15/4	34,564	87.50%	30,243	10,002	40,245
1	8143	BUS DRIVER	PAUL M. LIZAMA	1162	FT	PL02/8	22,280	87.50%	19,495	5,327	24,822
5									182,411	44,712	227,123

COMMONWEALTH OF THE NORTHERN MARIANA ISLANDS

DEPARTMENT: DEPARTMENT OF COMMUNITY AND CULTURAL AFFAIRS

DIVISION: COUNCIL FOR ARTS AND CULTURE

ORG: 11120200

ORG	OBJECT	DESCRIPTION	2022 ACTUAL	2023 ACTUAL	2024 BUDGET PL 23-09	2025 DEPARTMENT SUBMISSION	2025 GOVERNOR'S PROPOSAL
11120200	61000	WAGES & SALARIES	83,706	102,533	277,401	232,581	205,594
11120200	61020	HOLIDAY PAY	0	2,695	0	0	0
11120200	62000	FICA CONTRIBUTION	5,190	6,524	0	0	12,747
11120200	62010	MEDICARE CONTRIBUTION	1,214	1,526	0	3,262	2,981
11120200	62100	401K EMPLOYER CONTRIBUTION	701	526	0	0	860
11120200	62101	RETIREMENT CONTRIBUTIONS	0	0	0	16,822	0
11120200	62200	HEALTH INSURANCE PREMIUM	10,659	6,978	0	6,471	6,970
11120200	62211	PERSONNEL INSURANCE	1,009	908	0	2,382	1,324
TOTAL PERSONNEL			102,479	121,690	277,401	261,518	230,476
11120200	63000	PROFESSIONAL SERVICES	2,560	0	0	5,000	0
11120200	63100	REPAIR AND MAINTENANCE	0	0	0	5,000	0
11120200	63300	CLEANING SERVICES	250	0	0	0	0
11120200	64090	COMMUNICATIONS	1,751	142	0	10,000	0
11120200	64790	RENTAL-OTHERS	1,800	0	0	0	0
11120200	64800	TRAVEL EXPENSES	0	0	0	25,000	0
11120200	64900	OTHER SERVICES & CHARGES	10,000	0	0	0	0
11120200	65000	OFFICE SUPPLIES	0	0	0	5,000	0
11120200	65010	OPERATIONAL SUPPLIES	76	0	0	5,000	0
11120200	65030	FUEL & LUBRICATE	863	766	0	15,000	0
11120200	69000	OTHER EXPENSES	0	0	2,853	0	0
TOTAL OTHER EXPENSES			17,300	908	2,853	70,000	0
11120200	64060	UTILITIES	0	40	0	10,000	0

COMMONWEALTH OF THE NORTHERN MARIANA ISLANDS

DEPARTMENT: DEPARTMENT OF COMMUNITY AND CULTURAL AFFAIRS

DIVISION: COUNCIL FOR ARTS AND CULTURE

ORG: 11120200

ORG	OBJECT	DESCRIPTION	2022 ACTUAL	2023 ACTUAL	2024 BUDGET PL 23-09	2025 DEPARTMENT SUBMISSION	2025 GOVERNOR'S PROPOSAL
TOTAL PERSONNEL, OTHER EXPENSES, AND UTILITIES			119,779	122,639	280,254	341,518	230,476
11120200	69010	PUBLIC AUDITOR 1% FEE	413	2,368	0	0	2,305
GRAND TOTAL			120,192	125,006	280,254	341,518	232,781
NUMBER OF POSITIONS			12	12	10	10	8

Budget Year: 2025

Department: Department of Community and Cultural Affairs
Division/Activity: Council for Arts and Culture
Org Code: 11120200

NOP	Job Class Code	Position	Employee	Employee Number	Personnel Status Code	Pay Grade/Step	Annual Salary	Allocation Percent	Allocation Salary	Total Fringe Benefits	Total
1	9075	EXECUTIVE DIRECTOR	SEPE GLORIANA M. TEUIRA	1196	ES	UNG	45,000	87.50%	39,375	3,012	42,387
1	1004	ACCOUNTANT IV (SUPERVISOR)	MARGARET R. MUNA	1007	FT	PL17/6	42,012	87.50%	36,761	6,959	43,720
1	0023	ADMINISTRATIVE ASSISTANT	ERICA M. TRINIDAD	1174	FT	PL05/6	23,394	87.50%	20,470	1,566	22,036
1	2006	ARTS COORDINATOR I	JONOVAN H. LIZAMA	1130	FT	PL08/4	24,564	87.50%	21,493	1,644	23,137
1	2006	ARTS COORDINATOR I	LUCILLE T. AYUYU	1173	FT	PL08/4	24,564	87.50%	21,493	6,376	27,869
1	2018	PROGRAM COORDINATOR	JOHN S. CASTRO JR	1219	LT	UNG	40,517	87.50%	35,452	2,712	38,164
1	8797	TRADES HELPER	JASON P. ALDAN	4526	FT	PL01/4	17,457	87.50%	15,275	1,443	16,718
1	8797	TRADES HELPER	TYLER J. WARWICK	1258	FT	PL01/4	17,457	87.50%	15,275	1,169	16,443
8									205,594	24,881	230,475

COMMONWEALTH OF THE NORTHERN MARIANA ISLANDS

DEPARTMENT: DEPARTMENT OF COMMUNITY AND CULTURAL AFFAIRS

DIVISION: LOW INCOME HOME ENERGY ASSISTANCE PROGRAM

ORG: 11121000

ORG	OBJECT	DESCRIPTION	2022 ACTUAL	2023 ACTUAL	2024 BUDGET PL 23-09	2025 DEPARTMENT SUBMISSION	2025 GOVERNOR'S PROPOSAL
11121000	61000	WAGES & SALARIES	0	19,702	79,250	73,101	47,926
11121000	61020	HOLIDAY PAY	0	1,340	0	0	0
11121000	62000	FICA CONTRIBUTION	0	1,305	0	4,532	2,971
11121000	62010	MEDICARE CONTRIBUTION	0	305	0	1,060	695
11121000	62200	HEALTH INSURANCE PREMIUM	0	1,340	0	15,420	0
11121000	62211	PERSONNEL INSURANCE	0	220	0	1,316	544
TOTAL PERSONNEL			0	24,213	79,250	95,429	52,136
11121000	63100	REPAIR AND MAINTENANCE	670	0	0	0	0
11121000	63300	CLEANING SERVICES	880	1,810	0	0	0
11121000	64090	COMMUNICATIONS	633	0	0	0	0
11121000	64100	PRINTING AND PHOTOCOPYING	10	0	0	0	0
11121000	64110	ADVERTISING	305	0	0	0	0
11121000	64800	TRAVEL EXPENSES	0	1,032	0	0	0
11121000	65000	OFFICE SUPPLIES	325	0	0	0	0
11121000	65010	OPERATIONAL SUPPLIES	610	315	0	0	0
11121000	65040	FURNITURE & FIXTURES	4,752	134	0	0	0
11121000	65900	FREIGHT AND HANDLING	0	30	0	0	0
11121000	66000	CAPITAL ASSETS	2,598	12,536	0	0	0
11121000	69000	OTHER EXPENSES	0	0	815	0	0
TOTAL OTHER EXPENSES			10,783	15,857	815	0	0
11121000	64060	UTILITIES	41,285	60,000	0	160,000	0
TOTAL PERSONNEL, OTHER EXPENSES, AND UTILITIES			52,068	100,070	80,065	255,429	52,136

COMMONWEALTH OF THE NORTHERN MARIANA ISLANDS

DEPARTMENT: DEPARTMENT OF COMMUNITY AND CULTURAL AFFAIRS

DIVISION: LOW INCOME HOME ENERGY ASSISTANCE PROGRAM

ORG: 11121000

ORG	OBJECT	DESCRIPTION	2022 ACTUAL	2023 ACTUAL	2024 BUDGET PL 23-09	2025 DEPARTMENT SUBMISSION	2025 GOVERNOR'S PROPOSAL
11121000	69010	PUBLIC AUDITOR 1% FEE	1,075	1,378	0	0	521
GRAND TOTAL			53,142	101,448	80,065	255,429	52,657
NUMBER OF POSITIONS			4	4	3	3	2

Budget Year: 2025

Department: Department of Community and Cultural Affairs
Division/Activity: Low Income Home Energy Assistance Program
Org Code: 11121000

NOP	Job Class Code	Position	Employee	Employee Number	Personnel Status Code	Pay Grade/Step	Annual Salary	Allocation Percent	Allocation Salary	Total Fringe Benefits	Total
1	1017	ADMINISTRATIVE OFFICER III	GREGORIA K. OLOPAI	1032	FT	PL15/4	34,564	87.50%	30,243	2,858	33,101
1	1021	ADMINISTRATIVE SPECIALIST I	ALICE SOMOL ROMOLOR	4263	FT	PL07/01	20,209	87.50%	17,683	1,353	19,035
2									47,926	4,211	52,136

COMMONWEALTH OF THE NORTHERN MARIANA ISLANDS

DEPARTMENT: DEPARTMENT OF COMMUNITY AND CULTURAL AFFAIRS

DIVISION: CHAMORRO/CAROLINIAN LANGUAGE COMMISSION

ORG: 11121200

ORG	OBJECT	DESCRIPTION	2022 ACTUAL	2023 ACTUAL	2024 BUDGET PL 23-09	2025 DEPARTMENT SUBMISSION	2025 GOVERNOR'S PROPOSAL
11121200	61000	WAGES & SALARIES	101,309	66,045	166,319	173,668	151,260
11121200	61020	HOLIDAY PAY	0	1,146	0	0	0
11121200	62000	FICA CONTRIBUTION	6,281	4,166	0	10,767	9,378
11121200	62010	MEDICARE CONTRIBUTION	1,469	974	0	2,518	2,193
11121200	62200	HEALTH INSURANCE PREMIUM	34,700	21,441	0	25,787	25,787
11121200	62211	PERSONNEL INSURANCE	708	692	0	3,125	1,548
TOTAL PERSONNEL			144,468	94,464	166,319	215,865	190,166
11121200	63000	PROFESSIONAL SERVICES	0	0	0	4,000	0
11121200	63100	REPAIR AND MAINTENANCE	0	149	0	2,000	0
11121200	64090	COMMUNICATIONS	0	0	0	1,800	0
11121200	64110	ADVERTISING	0	0	0	500	0
11121200	64800	TRAVEL EXPENSES	0	0	0	2,500	0
11121200	65000	OFFICE SUPPLIES	0	0	0	5,000	0
11121200	65010	OPERATIONAL SUPPLIES	0	0	0	2,500	0
11121200	65030	FUEL & LUBRICATE	0	42	0	2,000	0
11121200	69000	OTHER EXPENSES	0	0	1,711	0	0
TOTAL OTHER EXPENSES			0	191	1,711	20,300	0
11121200	64060	UTILITIES	0	0	0	4,000	0
TOTAL PERSONNEL, OTHER EXPENSES, AND UTILITIES			144,468	94,656	168,030	240,165	190,166
11121200	69010	PUBLIC AUDITOR 1% FEE	3,056	1,935	0	2,402	1,902
GRAND TOTAL			147,524	96,591	168,030	242,567	192,068

COMMONWEALTH OF THE NORTHERN MARIANA ISLANDS

DEPARTMENT: DEPARTMENT OF COMMUNITY AND CULTURAL AFFAIRS

DIVISION: CHAMORRO/CAROLINIAN LANGUAGE COMMISSION

ORG: 11121200

ORG	OBJECT	DESCRIPTION	2022 ACTUAL	2023 ACTUAL	2024 BUDGET PL 23-09	2025 DEPARTMENT SUBMISSION	2025 GOVERNOR'S PROPOSAL
		NUMBER OF POSITIONS	6	6	5	5	5

Budget Year: 2025

Department: Department of Community and Cultural Affairs
Division/Activity: Chamorro/Carolinian Language Commission
Org Code: 11121200

NOP	Job Class Code	Position	Employee	Employee Number	Personnel Status Code	Pay Grade/Step	Annual Salary	Allocation Percent	Allocation Salary	Total Fringe Benefits	Total
1	9073	EXECUTIVE DIRECTOR, CCLPC	VACANT	6143	AA	UNG	40,000	87.50%	35,000	2,678	37,678
1	1017	ADMINISTRATIVE OFFICER III	CYNTHIA MARIE P. REYES	1036	FT	PL15/7	40,012	87.50%	35,010	6,794	41,804
1	2112	COMMUNITY DEVEL. SPECIALIST II	ALEJANDRO B. AGULTO	1228	FT	PL10/5	28,436	87.50%	24,881	2,351	27,232
1	2385	TRANSLATOR	CLAUDIA S. LARSON	1171	FT	PL09/10	34,564	87.50%	30,243	13,464	43,708
1	2385	TRANSLATOR	GINA M. CAMACHO	1089	FT	PL09/7	29,857	87.50%	26,125	13,620	39,745
5									151,260	38,906	190,166

COMMONWEALTH OF THE NORTHERN MARIANA ISLANDS

DEPARTMENT: DEPARTMENT OF COMMUNITY AND CULTURAL AFFAIRS

DIVISION: NUTRITION ASSISTANCE PROGRAM

ORG: 11121400

ORG	OBJECT	DESCRIPTION	2022 ACTUAL	2023 ACTUAL	2024 BUDGET PL 23-09	2025 DEPARTMENT SUBMISSION	2025 GOVERNOR'S PROPOSAL
11121200	61000	WAGES & SALARIES	0	0	0	0	0
TOTAL PERSONNEL			0	0	0	0	0
11121200	69000	OTHER EXPENSES	0	0	0	160,000	160,000
TOTAL OTHER EXPENSES			0	0	0	160,000	160,000
11121200	64060	UTILITIES	0	0	0	0	0
TOTAL PERSONNEL, OTHER EXPENSES, AND UTILITIES			0	0	0	160,000	160,000
11121200	69010	PUBLIC AUDITOR 1% FEE	0	0	0	1,600	1,600
GRAND TOTAL			0	0	0	161,600	161,600
NUMBER OF POSITIONS			0	0	0	0	0

COMMONWEALTH OF THE NORTHERN MARIANA ISLANDS

DEPARTMENT: DEPARTMENT OF CORRECTIONS

DIVISION: DOC COMMISSIONER

ORG: 11130100

ORG	OBJECT	DESCRIPTION	2022 ACTUAL	2023 ACTUAL	2024 BUDGET PL 23-09	2025 DEPARTMENT SUBMISSION	2025 GOVERNOR'S PROPOSAL
11130100	61000	WAGES & SALARIES	3,058,628	1,903,215	3,957,148	4,171,241	2,913,938
11130100	61010	OVERTIME COMPENSATION	37,698	473,356	0	0	0
11130100	61020	HOLIDAY PAY	1,876	78,529	0	0	0
11130100	61200	BOARD & OTHER COMPENSATION	5,244	0	0	0	0
11130100	62000	FICA CONTRIBUTION	192,415	151,589	0	258,617	180,664
11130100	62010	MEDICARE CONTRIBUTION	45,000	35,598	0	60,483	42,252
11130100	62100	401K EMPLOYER CONTRIBUTION	36,869	28,840	0	40,968	36,478
11130100	62200	HEALTH INSURANCE PREMIUM	240,276	188,506	0	238,706	267,629
11130100	62211	PERSONNEL INSURANCE	11,257	7,834	0	75,082	13,580
TOTAL PERSONNEL			3,629,264	2,867,468	3,957,148	4,845,097	3,454,541
11130100	63000	PROFESSIONAL SERVICES	-5,409	0	0	300,000	0
11130100	63100	REPAIR AND MAINTENANCE	-35,739	3,865	0	300,000	0
11130100	64090	COMMUNICATIONS	0	0	0	25,000	0
11130100	64100	PRINTING AND PHOTOCOPYING	-360	0	0	1,000	0
11130100	64740	RENTAL-HEAVY EQUIPMENTS	-700	300	0	0	0
11130100	64800	TRAVEL EXPENSES	-3,300	2,628	0	30,000	0
11130100	64900	OTHER SERVICES & CHARGES	-25	0	0	0	0
11130100	65000	OFFICE SUPPLIES	-240	163	0	3,000	0
11130100	65010	OPERATIONAL SUPPLIES	-23,971	12,725	0	150,000	0
11130100	65020	FOOD ITEMS	-156,880	8,120	0	650,000	0
11130100	65030	FUEL & LUBRICATE	-4,810	0	0	52,000	0
11130100	65040	FURNITURE & FIXTURES	-498	0	0	0	0
11130100	65900	FREIGHT AND HANDLING	-258	0	0	0	0

COMMONWEALTH OF THE NORTHERN MARIANA ISLANDS

DEPARTMENT: DEPARTMENT OF CORRECTIONS

DIVISION: DOC COMMISSIONER

ORG: 11130100

ORG	OBJECT	DESCRIPTION	2022 ACTUAL	2023 ACTUAL	2024 BUDGET PL 23-09	2025 DEPARTMENT SUBMISSION	2025 GOVERNOR'S PROPOSAL
11130100	66000	CAPITAL ASSETS	0	0	0	20,000	0
11130100	66040	MACHINERY	0	-2,400	0	0	0
11130100	66060	VEHICLES	0	0	0	385,000	0
11130100	66070	TECHNOLOGY EQUIP	0	0	0	300,000	0
11130100	69000	OTHER EXPENSES	0	0	40,516	0	0
TOTAL OTHER EXPENSES			-232,189	25,401	40,516	2,216,000	0
11130100	64060	UTILITIES	-600	0	0	1,590,000	0
TOTAL PERSONNEL, OTHER EXPENSES, AND UTILITIES			3,396,475	2,892,869	3,997,664	8,651,097	3,454,541
11130100	69010	PUBLIC AUDITOR 1% FEE	3,534	37,351	0	86,511	34,545
GRAND TOTAL			3,400,009	2,930,221	3,997,664	8,737,608	3,489,086
NUMBER OF POSITIONS			103	142	142	142	139

GENERAL FUND

Budget Year: 2025

Department: Department of Corrections
Division/Activity: DOC Commissioner
Org Code: 11130100

NOP	Job Class Code	Position	Employee	Employee Number	Personnel Status Code	Pay Grade/Step	Annual Salary	Allocation Percent	Allocation Salary	Total Fringe Benefits	Total
1	9294	COMMISSIONER OF CORRECTION	ANTHONY C. TORRES	5914	AP	UNG	65,175	87.50%	57,028	4,363	61,391
1	1021	ADMINISTRATIVE SPECIALIST I	DERVIN C. CAMACHO	2853	FT	PL07/6	25,792	87.50%	22,568	5,211	27,779
1	8092	BUILDING MAINTENANCE SUPERVISR	ALBERT S. DELOS REYES	2814	FT	PL12/11	42,012	87.50%	36,761	2,812	39,573
1	0043	CLERK I	SIMON I. FITIAL	4770	FT	PL01/1	15,080	87.50%	13,195	1,009	14,204
1	6115	CORRECTION CAPTAIN	JOAQUIN C. SABLAN JR	2863	FT	PL18/6	44,113	87.50%	38,599	2,953	41,552
1	6115	CORRECTION CAPTAIN	JOSE K. PANGELINAN	2854	FT	PL18/11	56,301	87.50%	49,263	4,655	53,919
1	6115	CORRECTION CAPTAIN	JOSE T. CASTRO	2813	FT	PL18/6	44,113	87.50%	38,599	5,192	43,790
1	6115	CORRECTION CAPTAIN	MANUEL B. QUITANO	2850	FT	PL18/6	44,113	87.50%	38,599	14,798	53,397
1	6115	CORRECTION CAPTAIN	PIUS P. YAROITEMAL	2879	FT	PL18/10	53,620	87.50%	46,918	9,795	56,713
1	6115	CORRECTION CAPTAIN	STACEY D. REYES	2883	FT	PL18/7	44,113	87.50%	38,599	10,791	49,390
1	6115	CORRECTION CAPTAIN	VACANT		FT	PL18/1	1	87.50%	1	0	1
1	6114	CORRECTION LIEUTENANT	BENJAMIN M. LIZAMA JR	2872	FT	PL17/5	43,013	87.50%	37,636	3,557	41,193
1	6114	CORRECTION LIEUTENANT	FREDRICK K. BILLY	2870	FT	PL17/5	43,013	87.50%	37,636	3,557	41,193
1	6114	CORRECTION LIEUTENANT	JEFFREY R. QUITUGUA	2795	FT	PL17/5	43,013	87.50%	37,636	2,879	40,515
1	6114	CORRECTION LIEUTENANT	MARVIN B. SEMAN	2815	FT	PL17/5	43,013	87.50%	37,636	15,536	53,172
1	6110	CORRECTION OFFICER I	AESHA D. SABLAN	4135	FT	PL08/1	22,811	87.50%	19,959	2,325	22,284
1	6110	CORRECTION OFFICER I	ALFONSO L. TAITANO	2874	FT	PL08/2	23,951	87.50%	20,957	12,754	33,711
1	6110	CORRECTION OFFICER I	ALVIN M. NEPAIAL	2842	FT	PL08/5	27,726	87.50%	24,261	1,856	26,116
1	6110	CORRECTION OFFICER I	ALVIR P. MASGA	2821	FT	PL08/6	29,113	87.50%	25,474	1,949	27,422
1	6110	CORRECTION OFFICER I	AMBROS C. DELONG JR.	4776	FT	PL08/1	22,811	87.50%	19,959	5,810	25,769
1	6110	CORRECTION OFFICER I	ANTHONY C. RANGAMAR JR	4793	FT	PL08/1	22,811	87.50%	19,959	5,810	25,769
1	6110	CORRECTION OFFICER I	ANTHONY HERMAN S. MICHAEL	2833	FT	PL08/1	22,811	87.50%	19,959	5,012	24,971
1	6110	CORRECTION OFFICER I	ANTHONY JOHN K. MALWELBUG	2840	FT	PL08/6	29,113	87.50%	25,474	2,968	28,441
1	6110	CORRECTION OFFICER I	COLIN L. KILELEMAN	2809	FT	PL08/6	29,113	87.50%	25,474	1,949	27,422
1	6110	CORRECTION OFFICER I	DERICK . CHEN	2810	FT	PL08/5	27,726	87.50%	24,261	13,977	38,238
1	6110	CORRECTION OFFICER I	DREANA ROSE T. RABULIMAN	2841	FT	PL08/5	27,726	87.50%	24,261	1,856	26,116
1	6110	CORRECTION OFFICER I	EDDIE F. DEMEI	2818	FT	PL08/5	27,726	87.50%	24,261	9,970	34,231
1	6110	CORRECTION OFFICER I	EDWIN PHILLIP B. CAMACHO	4416	FT	PL08/1	22,811	87.50%	19,959	1,527	21,486
1	6110	CORRECTION OFFICER I	ELAINE R. ATTAO	4774	FT	PL08/1	22,811	87.50%	19,959	1,527	21,486
1	6110	CORRECTION OFFICER I	ELDIN N. MARATITA	4782	FT	PL08/1	22,811	87.50%	19,959	5,012	24,971
1	6110	CORRECTION OFFICER I	FRANCISCO JACOBY M. HAPDEI	4799	FT	PL08/1	22,811	87.50%	19,959	5,012	24,971
1	6110	CORRECTION OFFICER I	FRANKIE A. RAMANGMOU	2826	FT	PL08/5	27,726	87.50%	24,261	1,856	26,116
1	6110	CORRECTION OFFICER I	HERMINIA T. AGULTO	2820	FT	PL08/6	29,113	87.50%	25,474	1,949	27,422
1	6110	CORRECTION OFFICER I	ISAEI N. SAITO	4788	FT	PL08/1	22,811	87.50%	19,959	8,671	28,630
1	6110	CORRECTION OFFICER I	JACK JOHN C. PUA	2825	FT	PL08/6	29,113	87.50%	25,474	1,949	27,422
1	6110	CORRECTION OFFICER I	JAEDRYEN . DELEON GUERRERO	4795	FT	PL08/1	22,811	87.50%	19,959	1,527	21,486
1	6110	CORRECTION OFFICER I	JAMES ROGER P. KAIPAT	4783	FT	PL08/1	22,811	87.50%	19,959	1,527	21,486
1	6110	CORRECTION OFFICER I	JESSE L. OLOPAI	4781	FT	PL08/1	22,811	87.50%	19,959	1,527	21,486
1	6110	CORRECTION OFFICER I	JESSIE NOEL I. KALEN	4784	FT	PL08/1	22,811	87.50%	19,959	1,527	21,486
1	6110	CORRECTION OFFICER I	JOHANNA K. LIZAMA	4769	FT	PL08/1	22,811	87.50%	19,959	2,325	22,284
1	6110	CORRECTION OFFICER I	JULIE B. ROBERTO	2851	FT	PL08/2	23,951	87.50%	20,957	1,980	22,938
1	6110	CORRECTION OFFICER I	KEITH Q. LIZAMA	2843	FT	PL08/2	23,951	87.50%	20,957	5,926	26,883
1	6110	CORRECTION OFFICER I	KELVIN K. SIMINA	2808	FT	PL08/6	29,113	87.50%	25,474	5,434	30,907
1	6110	CORRECTION OFFICER I	KENNETH E. CAMACHO	2799	FT	PL08/4	26,406	87.50%	23,105	5,253	28,358

GENERAL FUND

1	6110	CORRECTION OFFICER I	KENNETH N. MAFNAS	4789	FT	PL08/1	22,811	87.50%	19,959	1,527	21,486
1	6110	CORRECTION OFFICER I	KEONI ANNE O. NEKAIFES	2807	FT	PL08/3	25,149	87.50%	22,005	2,564	24,569
1	6110	CORRECTION OFFICER I	KLEIN JUSTINE Q. LIZAMA	4778	FT	PL08/1	22,811	87.50%	19,959	2,325	22,284
1	6110	CORRECTION OFFICER I	KRISTY P. LEON GUERRERO	2868	FT	PL08/5	27,726	87.50%	24,261	1,856	26,116
1	6110	CORRECTION OFFICER I	LOUIE D. SOLANO	4763	FT	PL08/1	22,811	87.50%	19,959	2,325	22,284
1	6110	CORRECTION OFFICER I	LYNNAE C. CABRERA	2832	FT	PL08/6	29,113	87.50%	25,474	1,949	27,422
1	6110	CORRECTION OFFICER I	MA SARAH C. JAVIER	4779	FT	PL08/1	22,811	87.50%	19,959	5,012	24,971
1	6110	CORRECTION OFFICER I	MARIA MAGDALENA E. ALDAN	2823	FT	PL08/6	29,113	87.50%	25,474	5,434	30,907
1	6110	CORRECTION OFFICER I	MARK H. MANAHANE	4796	FT	PL08/1	22,811	87.50%	19,959	1,527	21,486
1	6110	CORRECTION OFFICER I	MILLICENT T. ODOSHI	2876	FT	PL08/3	25,149	87.50%	22,005	8,827	30,832
1	6110	CORRECTION OFFICER I	NIANA P. HERMOSO	4771	FT	PL08/1	22,811	87.50%	19,959	1,527	21,486
1	6110	CORRECTION OFFICER I	NICK K. WALLY	2835	FT	PL08/5	27,726	87.50%	24,261	6,311	30,572
1	6110	CORRECTION OFFICER I	NIEVANALYN JOY F. IGUEL	4043	FT	PL08/1	22,811	87.50%	19,959	2,325	22,284
1	6110	CORRECTION OFFICER I	PAULINO S. NEKAIFES	4767	FT	PL08/1	22,811	87.50%	19,959	2,325	22,284
1	6110	CORRECTION OFFICER I	PETE SOMORANG SEMAN	4361	FT	PL08/6	29,113	87.50%	25,474	1,949	27,422
1	6110	CORRECTION OFFICER I	PIUS R. YAROITEMAL JR	2844	FT	PL08/5	27,726	87.50%	24,261	1,856	26,116
1	6110	CORRECTION OFFICER I	RACHEL JUANA . REBUENOG	2836	FT	PL08/6	29,113	87.50%	25,474	1,949	27,422
1	6110	CORRECTION OFFICER I	RICHARD C. NORITA	2846	FT	PL08/5	27,726	87.50%	24,261	1,856	26,116
1	6110	CORRECTION OFFICER I	RYNED E. MARCIL	2805	FT	PL08/5	27,726	87.50%	24,261	1,856	26,116
1	6110	CORRECTION OFFICER I	SHAINA GRACE B. RIOS	4787	FT	PL08/1	22,811	87.50%	19,959	1,527	21,486
1	6110	CORRECTION OFFICER I	SHANE HENRY L. PUA	4780	FT	PL08/1	22,811	87.50%	19,959	1,527	21,486
1	6110	CORRECTION OFFICER I	SID XAVIER MIKEHL NEPAIAL	4411	FT	PL08/1	22,811	87.50%	19,959	1,527	21,486
1	6110	CORRECTION OFFICER I	SYLVAN T. ATALIG JR.	4869	FT	PL08/1	22,811	87.50%	19,959	9,469	29,428
1	6110	CORRECTION OFFICER I	TARIUS . KAPWICH	2816	FT	PL08/6	29,113	87.50%	25,474	2,968	28,441
1	6110	CORRECTION OFFICER I	THOMAS JAKE S. CASTRO	4777	FT	PL08/1	22,811	87.50%	19,959	1,527	21,486
1	6110	CORRECTION OFFICER I	TOLOVE N. BOKUKU	4785	FT	PL08/1	22,811	87.50%	19,959	1,527	21,486
1	6110	CORRECTION OFFICER I	WALTON KA'LEO OKALANI I. TACHIELMONG	4786	FT	PL08/1	22,811	87.50%	19,959	1,527	21,486
1	6110	CORRECTION OFFICER I	VACANT		FT	PL08/1	1	87.50%	1	0	1
1	6110	CORRECTION OFFICER I	VACANT		FT	PL08/1	1	87.50%	1	0	1
1	6110	CORRECTION OFFICER I	VACANT		FT	PL08/1	1	87.50%	1	0	1
1	6110	CORRECTION OFFICER I	VACANT		FT	PL08/1	1	87.50%	1	0	1
1	6110	CORRECTION OFFICER I	VACANT		FT	PL08/1	1	87.50%	1	0	1
1	6110	CORRECTION OFFICER I	VACANT		FT	PL08/1	1	87.50%	1	0	1
1	6110	CORRECTION OFFICER I	VACANT		FT	PL08/1	1	87.50%	1	0	1
1	6110	CORRECTION OFFICER I	VACANT		FT	PL08/1	1	87.50%	1	0	1
1	6110	CORRECTION OFFICER I	VACANT		FT	PL08/1	1	87.50%	1	0	1
1	6110	CORRECTION OFFICER I	VACANT		FT	PL08/1	1	87.50%	1	0	1
1	6110	CORRECTION OFFICER I	VACANT		FT	PL08/1	1	87.50%	1	0	1
1	6110	CORRECTION OFFICER I	VACANT		FT	PL08/1	1	87.50%	1	0	1
1	6110	CORRECTION OFFICER I	VACANT		FT	PL08/1	1	87.50%	1	0	1
1	6110	CORRECTION OFFICER I	VACANT		FT	PL08/1	1	87.50%	1	0	1
1	6110	CORRECTION OFFICER I	VACANT		FT	PL08/1	1	87.50%	1	0	1
1	6110	CORRECTION OFFICER I	VACANT		FT	PL08/1	1	87.50%	1	0	1
1	6110	CORRECTION OFFICER I	VACANT		FT	PL08/1	1	87.50%	1	0	1
1	6110	CORRECTION OFFICER I	VACANT		FT	PL08/1	1	87.50%	1	0	1
1	6110	CORRECTION OFFICER I	VACANT		FT	PL08/1	1	87.50%	1	0	1
1	6110	CORRECTION OFFICER I	VACANT		FT	PL08/1	1	87.50%	1	0	1
1	6110	CORRECTION OFFICER I	VACANT		FT	PL08/1	1	87.50%	1	0	1
1	6110	CORRECTION OFFICER I	VACANT		FT	PL08/1	1	87.50%	1	0	1
1	6110	CORRECTION OFFICER I	VACANT		FT	PL08/1	1	87.50%	1	0	1
1	6110	CORRECTION OFFICER I	VACANT		FT	PL08/1	1	87.50%	1	0	1
1	6110	CORRECTION OFFICER I	VACANT		FT	PL08/1	1	87.50%	1	0	1
1	6110	CORRECTION OFFICER I	VACANT		FT	PL08/1	1	87.50%	1	0	1
1	6110	CORRECTION OFFICER I	VACANT		FT	PL08/1	1	87.50%	1	0	1
1	6111	CORRECTION OFFICER II	ADMISEN D. HADDY	2869	FT	PL10/5	30,568	87.50%	26,747	13,197	39,944
1	6111	CORRECTION OFFICER II	AGATHA C. REPEKI	2803	FT	PL10/5	30,568	87.50%	26,747	7,083	33,830
1	6111	CORRECTION OFFICER II	CHRISPINO A. RAPUGPAI	2847	FT	PL10/5	30,568	87.50%	26,747	5,531	32,278

GENERAL FUND

1	6111	CORRECTION OFFICER II	DAMIEN L. DELEON GUERRERO	2794	FT	PL10/3	27,726	87.50%	24,261	2,826	27,087
1	6111	CORRECTION OFFICER II	JOHN . PANGELINAN	2802	FT	PL10/5	30,568	87.50%	26,747	2,046	28,793
1	6111	CORRECTION OFFICER II	JONATHAN JOE N. AGUON	2857	FT	PL10/2	26,406	87.50%	23,105	13,843	36,948
1	6111	CORRECTION OFFICER II	MARK S. FUNKUGUB JR	2831	FT	PL10/5	30,568	87.50%	26,747	2,528	29,275
1	6111	CORRECTION OFFICER II	NARDSON L. AMBALAN	2806	FT	PL10/7	33,702	87.50%	29,489	5,741	35,229
1	6111	CORRECTION OFFICER II	PETER A. CRUZ JR	2871	FT	PL10/5	30,568	87.50%	26,747	3,116	29,863
1	6111	CORRECTION OFFICER II	RAYMOND F. SABLAN	2824	FT	PL10/5	30,568	87.50%	26,747	6,601	33,348
1	6111	CORRECTION OFFICER II	SAMYLYN T. ATALIG	2838	FT	PL10/5	30,568	87.50%	26,747	3,116	29,863
1	6111	CORRECTION OFFICER II	STEPHANIE D. SATUR	2884	FT	PL10/5	30,568	87.50%	26,747	6,601	33,348
1	6111	CORRECTION OFFICER II	TREVOR J. OGUMORO	2800	FT	PL10/6	32,097	87.50%	28,085	2,148	30,233
1	6111	CORRECTION OFFICER II	VACANT		FT	PL10/1	1	87.50%	1	0	1
1	6111	CORRECTION OFFICER II	VACANT		FT	PL10/1	1	87.50%	1	0	1
1	6111	CORRECTION OFFICER II	VACANT		FT	PL10/1	1	87.50%	1	0	1
1	6111	CORRECTION OFFICER II	VACANT		FT	PL10/1	1	87.50%	1	0	1
1	6111	CORRECTION OFFICER II	VACANT		FT	PL10/1	1	87.50%	1	0	1
1	6112	CORRECTION OFFICER III	ANTHONY L. CRUZ	2877	FT	PL12/5	33,702	87.50%	29,489	2,787	32,276
1	6112	CORRECTION OFFICER III	BRANDON B. AGULTO	2867	FT	PL12/5	33,702	87.50%	29,489	5,741	35,230
1	6112	CORRECTION OFFICER III	CANDIDO A. ALDAN	2812	FT	PL12/5	33,702	87.50%	29,489	6,272	35,761
1	6112	CORRECTION OFFICER III	DAVID CYPRIANO K. WABOL	2859	FT	PL12/5	33,702	87.50%	29,489	3,435	32,924
1	6112	CORRECTION OFFICER III	DOMINGO M. ILEK	2796	FT	PL12/5	33,702	87.50%	29,489	2,256	31,745
1	6112	CORRECTION OFFICER III	FELIX JONATHAN M. CAMACHO	2861	FT	PL12/5	33,702	87.50%	29,489	13,938	43,426
1	6112	CORRECTION OFFICER III	LEO C. GALARSE	2797	FT	PL12/5	33,702	87.50%	29,489	3,435	32,924
1	6112	CORRECTION OFFICER III	MONETTE S. OGO	2829	FT	PL12/5	33,702	87.50%	29,489	3,966	33,455
1	6112	CORRECTION OFFICER III	PETER N. SOMORANG	2881	FT	PL12/5	33,702	87.50%	29,489	9,930	39,419
1	6112	CORRECTION OFFICER III	SWAIN PETER D. CANGCO	2801	FT	PL12/5	33,702	87.50%	29,489	14,586	44,075
1	6112	CORRECTION OFFICER III	VACANT		FT	PL12/1	1	87.50%	1	0	1
1	6112	CORRECTION OFFICER III	VACANT		FT	PL12/1	1	87.50%	1	0	1
1	6113	CORRECTION SERGEANT	LORRAINE R. RIOS	2856	FT	PL15/5	39,014	87.50%	34,137	3,226	37,363
1	6113	CORRECTION SERGEANT	MAX B. CRUZ	2882	FT	PL15/5	39,014	87.50%	34,137	14,377	48,514
1	6113	CORRECTION SERGEANT	RAY ANTHONY M. CAMACHO	2862	FT	PL15/5	39,014	87.50%	34,137	7,462	41,599
1	6113	CORRECTION SERGEANT	RYAN A. KAIPAT	2792	FT	PL15/5	39,014	87.50%	34,137	4,591	38,728
1	6113	CORRECTION SERGEANT	RYAN LEE P. SABLAN	2855	FT	PL15/5	39,014	87.50%	34,137	15,742	49,879
1	4059	COUNSELOR	JENNIFER S. MCQUAY	3280	ES	UNG	50,400	87.50%	44,100	14,525	58,625
1	4059	COUNSELOR	TERESA MARIE G. SAURES	2886	ES	UNG	46,856	87.50%	40,999	11,920	52,919
1	6012	DIRECTOR CORRECTIONS	GEORGIA M. CABRERA	2852	FT	PL20/12	65,175	87.50%	57,028	12,533	69,561
1	1014	MANAGER, ADMINSTRIVE SERVICES	RITA P. IGLECIAS	2865	FT	PL18/12	59,116	87.50%	51,727	8,373	60,100
1		NURSE	VACANT		ES	UNG	1	87.50%	1	0	1
1		NURSE	VACANT		ES	UNG	1	87.50%	1	0	1
1	3423	PHYSICIAN	GREGORY C. KOTHEIMER	2793	ES	UNG	150,000	87.50%	131,250	21,192	152,442
1	8797	TRADES HELPER	FRANKLIN A. FAISAO	2827	FT	PL01/3	17,457	87.50%	15,275	1,169	16,443
							3,330,215		2,913,938	540,603	3,454,541

COMMONWEALTH OF THE NORTHERN MARIANA ISLANDS

DEPARTMENT: DEPARTMENT OF CORRECTIONS

DIVISION: JUVENILE DETENTION UNIT

ORG: 11130200

ORG	OBJECT	DESCRIPTION	2022 ACTUAL	2023 ACTUAL	2024 BUDGET PL 23-09	2025 DEPARTMENT SUBMISSION	2025 GOVERNOR'S PROPOSAL
11130200	61000	WAGES & SALARIES	447,779	232,986	354,801	359,410	274,040
11130200	61010	OVERTIME COMPENSATION	68,176	59,688	0	0	0
11130200	61020	HOLIDAY PAY	815	16,842	0	0	0
11130200	62000	FICA CONTRIBUTION	32,040	19,190	0	22,283	16,990
11130200	62010	MEDICARE CONTRIBUTION	7,493	4,488	0	5,211	3,974
11130200	62100	401K EMPLOYER CONTRIBUTION	2,071	3,233	0	3,516	4,295
11130200	62200	HEALTH INSURANCE PREMIUM	6,839	20,950	0	14,636	14,636
11130200	62211	PERSONNEL INSURANCE	2,033	1,218	0	6,469	2,741
TOTAL PERSONNEL			567,246	358,595	354,801	411,525	316,676
11130200	63100	REPAIR AND MAINTENANCE	0	0	0	50,000	0
11130200	64090	COMMUNICATIONS	0	0	0	2,000	0
11130200	65000	OFFICE SUPPLIES	0	0	0	500	0
11130200	65010	OPERATIONAL SUPPLIES	0	0	0	2,000	0
11130200	66000	CAPITAL ASSETS	0	0	0	16,000	0
11130200	66070	TECHNOLOGY EQUIP	0	0	0	15,000	0
11130200	69000	OTHER EXPENSES	0	0	3,624	0	0
TOTAL OTHER EXPENSES			0	0	3,624	85,500	0
11130200	64060	UTILITIES	0	0	0	36,000	0
TOTAL PERSONNEL, OTHER EXPENSES, AND UTILITIES			567,246	358,595	358,425	533,025	316,676
11130200	69010	PUBLIC AUDITOR 1% FEE	3,259	4,318	0	5,330	3,167
GRAND TOTAL			570,505	362,913	358,425	538,355	319,843

COMMONWEALTH OF THE NORTHERN MARIANA ISLANDS

DEPARTMENT: DEPARTMENT OF CORRECTIONS

DIVISION: JUVENILE DETENTION UNIT

ORG: 11130200

ORG	OBJECT	DESCRIPTION	2022 ACTUAL	2023 ACTUAL	2024 BUDGET PL 23-09	2025 DEPARTMENT SUBMISSION	2025 GOVERNOR'S PROPOSAL
		NUMBER OF POSITIONS	16	15	15	15	15

Budget Year: 2025

Department: Department of Corrections
Division/Activity: Juvenile Detention Unit
Org Code: 11130200

NOP	Job Class Code	Position	Employee	Employee Number	Personnel Status Code	Pay Grade/Step	Annual Salary	Allocation Percent	Allocation Salary	Total Fringe Benefits	Total
1	8133	BUILDING MAINTENANCE MAN	GARCY D. MACARANAS	2880	FT	PL03/7	22,280	87.50%	19,495	2,271	21,766
1	6114	CORRECTION LIEUTENANT	BENJAMIN S. TAGABUEL	2887	FT	PL17/5	43,013	87.50%	37,636	7,042	44,678
1	6110	CORRECTION OFFICER I	KAYONA I. TAKAMI	2845	FT	PL08/5	27,726	87.50%	24,261	2,826	27,087
1	6110	CORRECTION OFFICER I	KEOLA S. NEKAIFES	2849	FT	PL08/5	27,726	87.50%	24,261	1,856	26,116
1	6110	CORRECTION OFFICER I	MARIANO JUNIAN L. SATUR	2839	FT	PL08/5	27,726	87.50%	24,261	2,293	26,553
1	6110	CORRECTION OFFICER I	VACANT		FT	PL08/1	1	87.50%	1	0	1
1	6110	CORRECTION OFFICER I	VACANT		FT	PL08/1	1	87.50%	1	0	1
1	6110	CORRECTION OFFICER I	VACANT		FT	PL08/1	1	87.50%	1	0	1
1	6111	CORRECTION OFFICER II	ANTHONY R. PUA	2873	FT	PL10/3	27,726	87.50%	24,261	1,856	26,116
1	6111	CORRECTION OFFICER II	CARMEN RACHEL L. IBA	2889	FT	PL10/5	30,568	87.50%	26,747	2,528	29,275
1	6111	CORRECTION OFFICER II	VACANT		FT	PL10/1	1	87.50%	1	0	1
1	6112	CORRECTION OFFICER III	BILL JOHN N. TAGABUEL	2858	FT	PL12/5	33,702	87.50%	29,489	3,435	32,924
1	6112	CORRECTION OFFICER III	CLAUDIA L. LEON GUERRERO	2860	FT	PL12/5	33,702	87.50%	29,489	2,787	32,276
1	6112	CORRECTION OFFICER III	LIANNA PETERS QUITUGUA	3515	FT	PL12/8	39,014	87.50%	34,137	15,743	49,880
1	6112	CORRECTION OFFICER III	VACANT		FT	PL12/3	1	87.50%	1	0	1
15									274,040	42,636	316,676

COMMONWEALTH OF THE NORTHERN MARIANA ISLANDS

DEPARTMENT: DEPARTMENT OF FIRE AND EMERGENCY MEDICAL SERVICES

DIVISION: ADMINISTRATION

ORG: 11140100

ORG	OBJECT	DESCRIPTION	2022 ACTUAL	2023 ACTUAL	2024 BUDGET PL 23-09	2025 DEPARTMENT SUBMISSION	2025 GOVERNOR'S PROPOSAL
11140100	61000	WAGES & SALARIES	373,280	242,828	436,681	430,627	366,405
11140100	61010	OVERTIME COMPENSATION	2,033	3,904	0	0	0
11140100	61020	HOLIDAY PAY	0	2,853	0	0	0
11140100	61200	BOARD & OTHER COMPENSATION	6,953	0	0	0	0
11140100	62000	FICA CONTRIBUTION	24,458	15,552	0	26,699	22,718
11140100	62010	MEDICARE CONTRIBUTION	5,543	3,637	0	6,244	5,313
11140100	62100	401K EMPLOYER CONTRIBUTION	3,769	2,833	0	4,263	5,417
11140100	62200	HEALTH INSURANCE PREMIUM	18,637	11,502	0	14,300	14,288
11140100	62211	PERSONNEL INSURANCE	2,888	2,057	0	4,815	4,921
TOTAL PERSONNEL			437,559	285,166	436,681	486,948	419,062
11140100	63000	PROFESSIONAL SERVICES	151,013	0	0	0	0
11140100	63001	OFFICIAL REPRESENTATION	95	0	0	0	0
11140100	63100	REPAIR AND MAINTENANCE	300,519	55,859	0	0	0
11140100	63200	PERSONNEL TRAINING COSTS	18,750	0	0	0	0
11140100	63300	CLEANING SERVICES	14,798	390	0	0	0
11140100	64090	COMMUNICATIONS	51,460	9,492	0	0	0
11140100	64100	PRINTING AND PHOTOCOPYING	12,496	0	0	0	0
11140100	64110	ADVERTISING	844	0	0	0	0
11140100	64700	RENTAL-VEHICLES	13,600	0	0	0	0
11140100	64710	RENTAL-HOUSING	6,713	0	0	0	0
11140100	64730	RENTAL-OFFICE EQUIPMENT	0	3,480	0	0	0
11140100	64740	RENTAL-HEAVY EQUIPMENTS	7,970	0	0	0	0
11140100	64790	RENTAL-OTHERS	2,100	0	0	0	0

COMMONWEALTH OF THE NORTHERN MARIANA ISLANDS

DEPARTMENT: DEPARTMENT OF FIRE AND EMERGENCY MEDICAL SERVICES

DIVISION: ADMINISTRATION

ORG: 11140100

ORG	OBJECT	DESCRIPTION	2022 ACTUAL	2023 ACTUAL	2024 BUDGET PL 23-09	2025 DEPARTMENT SUBMISSION	2025 GOVERNOR'S PROPOSAL
11140100	64800	TRAVEL EXPENSES	165,093	-3,950	0	0	0
11140100	65000	OFFICE SUPPLIES	7,390	1,135	0	0	0
11140100	65010	OPERATIONAL SUPPLIES	111,603	55,385	0	0	0
11140100	65020	FOOD ITEMS	19,286	0	0	0	0
11140100	65030	FUEL & LUBRICATE	-70,268	23,949	0	0	0
11140100	65040	FURNITURE & FIXTURES	13,794	16,341	0	0	0
11140100	65900	FREIGHT AND HANDLING	3,621	10,328	0	0	0
11140100	66000	CAPITAL ASSETS	1,650	0	0	0	0
11140100	66040	MACHINERY	0	6,483	0	0	0
11140100	66070	TECHNOLOGY EQUIP	0	19,133	0	0	0
11140100	69000	OTHER EXPENSES	0	0	4,466	0	0
TOTAL OTHER EXPENSES			832,526	198,026	4,466	0	0
11140100	64060	UTILITIES	90,837	18,853	0	0	0
TOTAL PERSONNEL, OTHER EXPENSES, AND UTILITIES			1,360,922	502,044	441,147	486,948	419,062
11140100	69010	PUBLIC AUDITOR 1% FEE	21,617	4,503	0	0	4,191
GRAND TOTAL			1,382,539	506,548	441,147	486,948	423,253
NUMBER OF POSITIONS			12	12	11	11	10

Budget Year: 2025

Department: Department of Fire & Emergency Medical Services
Division/Activity: Administration
Org Code: 11140100

NOP	Job Class Code	Position	Employee	Employee Number	Personnel Status Code	Pay Grade/Step	Annual Salary	Allocation Percent	Allocation Salary	Total Fringe Benefits	Total
1	9311	COMMISSIONER OF FIRE	JUAN A. PUA	3089	AP	UNG	54,000	87.5%	47,250	13,499	60,749
1	6932	DEPUTY COMMISSIONER	STEVE K. MESNGON	2360	AP	UNG	45,000	87.5%	39,375	5,296	44,671
1	6001	ASSISTANT FIRE CHIEF	JESSE C. MESA	3085	FT	PL19/9	71,046	87.5%	62,165	13,018	75,183
1	0023	ADMINISTRATIVE ASSISTANT	MONARIE C. CAMACHO	3111	FT	PL05/4	21,219	87.5%	18,567	2,163	20,730
1	0101	ADMINISTRATIVE OFFICER III	VANESSA S. DIAZ	3027	FT	PL15/4	34,564	87.5%	30,243	3,523	33,767
1	0045	CLERK II	VACANT		PB	PL01/1	1	87.5%	1	0	1
1	6098	FIRE CAPTAIN	CODY T. NORITA	3133	FT	PL18/3	50,491	87.5%	44,180	3,380	47,559
1	6098	FIRE CAPTAIN	RAYMOND M. BORJA	3051	FT	PL18/4	53,016	87.5%	46,389	4,384	50,772
1	6097	FIRE CREW SUPERVISOR	JOAQUIN T. CAMACHO	3100	FT	PL17/1	43,616	87.5%	38,164	3,607	41,771
1	6097	FIRE CREW SUPERVISOR	NADIA JEAN L. SARALU	3126	FT	PL17/2	45,797	87.5%	40,072	3,787	43,859
10									366,405	52,656	419,062

COMMONWEALTH OF THE NORTHERN MARIANA ISLANDS

DEPARTMENT: DEPARTMENT OF FIRE AND EMERGENCY MEDICAL SERVICES

DIVISION: EMERGENCY SERVICES

ORG: 11140300

ORG	OBJECT	DESCRIPTION	2022	2023	2024	2025	2025
			ACTUAL	ACTUAL	BUDGET PL 23-09	DEPARTMENT SUBMISSION	GOVERNOR'S PROPOSAL
11140300	61000	WAGES & SALARIES	2,141,384	1,747,179	3,195,901	2,952,046	2,518,338
11140300	61010	OVERTIME COMPENSATION	15,098	103,171	0	0	0
11140300	61020	HOLIDAY PAY	2,763	23,997	0	0	0
11140300	61200	BOARD & OTHER COMPENSATION	3,753	0	0	0	0
11140300	62000	FICA CONTRIBUTION	134,106	116,212	0	183,027	156,137
11140300	62010	MEDICARE CONTRIBUTION	31,363	27,179	0	42,805	36,516
11140300	62100	401K EMPLOYER CONTRIBUTION	36,386	31,974	0	65,246	42,561
11140300	62101	RETIREMENT CONTRIBUTIONS	16,230	12,286	0	0	15,732
11140300	62200	HEALTH INSURANCE PREMIUM	191,966	147,177	0	196,029	196,017
11140300	62211	PERSONNEL INSURANCE	11,728	11,059	0	24,341	21,320
TOTAL PERSONNEL			2,584,776	2,220,234	3,195,901	3,463,494	2,986,621
11140300	63000	PROFESSIONAL SERVICES	3,600	2,500	0	0	0
11140300	63100	REPAIR AND MAINTENANCE	82,766	42,167	0	0	0
11140300	63300	CLEANING SERVICES	50	1,630	0	0	0
11140300	64100	PRINTING AND PHOTOCOPYING	2,087	45	0	0	0
11140300	64110	ADVERTISING	0	350	0	0	0
11140300	64790	RENTAL-OTHERS	0	406	0	0	0
11140300	64800	TRAVEL EXPENSES	1,975	4,724	0	0	0
11140300	65000	OFFICE SUPPLIES	0	394	0	0	0
11140300	65010	OPERATIONAL SUPPLIES	4,221	15,653	0	0	0
11140300	65030	FUEL & LUBRICATE	10,952	680	0	0	0
11140300	66000	CAPITAL ASSETS	7,670	7,515	0	0	0
11140300	66040	MACHINERY	0	1,500	0	0	0

COMMONWEALTH OF THE NORTHERN MARIANA ISLANDS

DEPARTMENT: DEPARTMENT OF FIRE AND EMERGENCY MEDICAL SERVICES

DIVISION: EMERGENCY SERVICES

ORG: 11140300

ORG	OBJECT	DESCRIPTION	2022 ACTUAL	2023 ACTUAL	2024 BUDGET PL 23-09	2025 DEPARTMENT SUBMISSION	2025 GOVERNOR'S PROPOSAL
11140300	66900	NON-CAPITAL ASSETS	0	9,000	0	0	0
11140300	69999	MISCELLANEOUS ADJUSTMENTS	33	0	0	0	0
11140300	69000	OTHER EXPENSES	37,693	11,744	32,570	0	0
TOTAL OTHER EXPENSES			151,046	98,307	32,570	0	0
11140300	64060	UTILITIES	0	0	0	0	0
TOTAL PERSONNEL, OTHER EXPENSES, AND UTILITIES			2,735,822	2,318,542	3,228,471	3,463,494	2,986,621
11140300	69010	PUBLIC AUDITOR 1% FEE	1,907	32,011	0	0	29,866
GRAND TOTAL			2,737,729	2,350,553	3,228,471	3,463,494	3,016,487
NUMBER OF POSITIONS			100	107	85	85	86

Budget Year: 2025

Department: Department of Fire & Emergency Medical Services
Division/Activity: Emergency Services
Org Code: 11140300

NOP	Job Class Code	Position	Employee	Employee Number	Personnel Status Code	Pay Grade/Step	Annual Salary	Allocation Percent	Allocation Salary	Total Fringe Benefits	Total
1	6001	ASSISTANT FIRE CHIEF	VACANT		PB	PL19/1	1	87.5%	1	0	1
1	6098	FIRE CAPTAIN	ANTHONY R. BABAUTA	3092	FT	PL18/2	48,087	87.5%	42,076	3,976	46,052
1	6098	FIRE CAPTAIN	CLINTON O. NGIRAKED	3042	FT	PL18/3	50,491	87.5%	44,180	9,427	53,607
1	6098	FIRE CAPTAIN	FRANCIS I. MANGLONA	3090	FT	PL18/4	53,016	87.5%	46,389	6,239	52,628
1	6098	FIRE CAPTAIN	JESUS T. TAITANO	3099	FT	PL18/6	58,450	87.5%	51,143	15,984	67,127
1	6098	FIRE CAPTAIN	JOHN L. METTAO	3103	FT	PL18/5	55,667	87.5%	48,708	4,603	53,311
1	6098	FIRE CAPTAIN	JUAN C. CAMACHO	3037	FT	PL18/3	50,491	87.5%	44,180	4,175	48,355
1	6098	FIRE CAPTAIN	PATRICK H. OGO	3094	FT	PL18/3	50,491	87.5%	44,180	4,175	48,355
1	6098	FIRE CAPTAIN	PATRICK T. SEMENS	3107	FT	PL18/6	58,450	87.5%	51,143	11,977	63,120
1	6098	FIRE CAPTAIN	PAUL JOHN B. SASAMOTO	3106	FT	PL18/2	48,087	87.5%	42,076	30,859	72,935
1	6097	FIRE CREW SUPERVISOR	ABRAHAM S. QUITUGUA, JR.	3125	FT	PL17/1	43,616	87.5%	38,164	4,446	42,610
1	6097	FIRE CREW SUPERVISOR	ALLAN MATHEW M. LIZAMA	3032	FT	PL17/1	43,616	87.5%	38,164	2,920	41,084
1	6097	FIRE CREW SUPERVISOR	BRIAN S. KAIPAT	3095	FT	PL17/2	45,797	87.5%	40,072	3,787	43,859
1	6097	FIRE CREW SUPERVISOR	ELLIOT JOSEPH K. TENORIO	3030	FT	PL17/1	43,616	87.5%	38,164	3,607	41,771
1	6097	FIRE CREW SUPERVISOR	ERIC JAMES N. TAISAKAN	3116	FT	PL17/1	43,616	87.5%	38,164	5,133	43,297
1	6097	FIRE CREW SUPERVISOR	ERIC JOSEPH M. LISUA	3043	FT	PL17/1	43,616	87.5%	38,164	5,133	43,297
1	6097	FIRE CREW SUPERVISOR	JIMMY J. PUA	3127	FT	PL17/1	43,616	87.5%	38,164	2,920	41,084
1	6097	FIRE CREW SUPERVISOR	JOSE K. OLOPAI	3036	FT	PL17/4	50,491	87.5%	44,180	15,326	59,505
1	6097	FIRE CREW SUPERVISOR	JOSEPH RODRIGUEZ JR	3024	FT	PL17/1	43,616	87.5%	38,164	4,446	42,610
1	6097	FIRE CREW SUPERVISOR	JUAN R. CAMACHO	3091	FT	PL17/1	43,616	87.5%	38,164	3,607	41,771
1	6097	FIRE CREW SUPERVISOR	LINUS L. MIZUTANI JR	3131	FT	PL17/1	43,616	87.5%	38,164	3,607	41,771
1	6097	FIRE CREW SUPERVISOR	LUCAS L. LANIYO	3050	FT	PL17/4	50,491	87.5%	44,180	4,175	48,355
1	6097	FIRE CREW SUPERVISOR	MAYNARD S. DUENAS	3112	FT	PL17/1	43,616	87.5%	38,164	2,920	41,084
1	6097	FIRE CREW SUPERVISOR	RALPHAEL L. MAGOFNA	3105	FT	PL17/1	43,616	87.5%	38,164	16,284	54,448
1	6097	FIRE CREW SUPERVISOR	RICHARD D. MANALO	3121	FT	PL17/1	43,616	87.5%	38,164	16,284	54,448
1	6097	FIRE CREW SUPERVISOR	ROBERT M. CAMACHO	3132	FT	PL17/1	43,616	87.5%	38,164	5,133	43,297
1	6097	FIRE CREW SUPERVISOR	SOANE H. PUA	3054	FT	PL17/1	43,616	87.5%	38,164	5,133	43,297
1	6097	FIRE CREW SUPERVISOR	VINCENT DONALD F. SABLAN JR	3048	FT	PL17/1	43,616	87.5%	38,164	16,284	54,448
1	6097	FIRE CREW SUPERVISOR	VACANT		PB	PL17/1	1	87.5%	1	0	1
1	6075	FIREFIGHTER I	ANDREW J. KIM	3598	FT	PL08/1	28,115	87.5%	24,601	1,882	26,483
1	6075	FIREFIGHTER I	ANTHONY Q. REPEKI	3026	FT	PL08/1	28,115	87.5%	24,601	1,882	26,483
1	6075	FIREFIGHTER I	BRENT H. BORJA	3038	FT	PL08/3	30,997	87.5%	27,122	5,560	32,682
1	6075	FIREFIGHTER I	FRANCISCO A. MIZUTANI JR	3617	FT	PL08/1	28,115	87.5%	24,601	1,882	26,483

Budget Year: 2025

Department: Department of Fire & Emergency Medical Services
Division/Activity: Emergency Services
Org Code: 11140300

NOP	Job Class Code	Position	Employee	Employee Number	Personnel Status Code	Pay Grade/Step	Annual Salary	Allocation Percent	Allocation Salary	Total Fringe Benefits	Total
1	6075	FIREFIGHTER I	HENRY A. LIZAMA	3596	FT	PL08/1	28,115	87.5%	24,601	2,325	26,926
1	6075	FIREFIGHTER I	HIRAM LEE C. CASTRO	3588	FT	PL08/1	28,115	87.5%	24,601	2,866	27,467
1	6075	FIREFIGHTER I	JACK NICHOLAS S. RABAGO	3606	FT	PL08/1	28,115	87.5%	24,601	2,866	27,467
1	6075	FIREFIGHTER I	JIOVONNI L. OLOPAI	3579	FT	PL08/1	28,115	87.5%	24,601	2,325	26,926
1	6075	FIREFIGHTER I	JOSEPH M. SABLAN	3584	FT	PL08/1	28,115	87.5%	24,601	2,866	27,467
1	6075	FIREFIGHTER I	JOSEPH S. CING	3605	FT	PL08/1	28,115	87.5%	24,601	5,367	29,968
1	6075	FIREFIGHTER I	JUAN QUITUGUA JR	3597	FT	PL08/1	28,115	87.5%	24,601	1,882	26,483
1	6075	FIREFIGHTER I	JUAN S. ADA II	3595	FT	PL08/1	28,115	87.5%	24,601	6,351	30,952
1	6075	FIREFIGHTER I	KEONI B. KAIPAT	3609	FT	PL08/1	28,115	87.5%	24,601	1,882	26,483
1	6075	FIREFIGHTER I	LEON LUIS Q. LANIYO	3593	FT	PL08/1	28,115	87.5%	24,601	6,351	30,952
1	6075	FIREFIGHTER I	MARIANO JUNIOR A. AGUON	3599	FT	PL08/1	28,115	87.5%	24,601	2,866	27,467
1	6075	FIREFIGHTER I	NELTON B. SKEREI	3594	FT	PL08/1	28,115	87.5%	24,601	1,882	26,483
1	6075	FIREFIGHTER I	RUFINA F. SABLAN	3074	FT	PL08/1	28,115	87.5%	24,601	1,882	26,483
1	6075	FIREFIGHTER I	SIDNEY CAMACHO	3122	FT	PL08/1	28,115	87.5%	24,601	5,367	29,968
1	6075	FIREFIGHTER I	VICTOR S. IGITOL	3614	FT	PL08/1	28,115	87.5%	24,601	1,882	26,483
1	6075	FIREFIGHTER I	VACANT		PB	PL08/1	1	87.5%	1	0	1
1	6075	FIREFIGHTER I	VACANT		PB	PL08/1	1	87.5%	1	0	1
1	6076	FIREFIGHTER II	AUSTIN MASGA	3060	FT	PL10/2	32,547	87.5%	28,479	6,803	35,281
1	6076	FIREFIGHTER II	CHRISTOPHER P. SABLAN	3076	FT	PL10/2	32,547	87.5%	28,479	10,462	38,940
1	6076	FIREFIGHTER II	ELIEZER J. UCHEL	3053	FT	PL10/2	32,547	87.5%	28,479	9,322	37,801
1	6076	FIREFIGHTER II	FRANCISCO L. LIFOIFOI	3082	FT	PL10/2	32,547	87.5%	28,479	2,179	30,657
1	6076	FIREFIGHTER II	GIOVANNI N. MIRA JR	3128	FT	PL10/2	32,547	87.5%	28,479	3,318	31,796
1	6076	FIREFIGHTER II	JAIME ESCAMILLA N. CUELLAR	3135	FT	PL10/2	32,547	87.5%	28,479	14,469	42,947
1	6076	FIREFIGHTER II	JEREMY R. TORRES	3056	FT	PL10/2	32,547	87.5%	28,479	10,462	38,940
1	6076	FIREFIGHTER II	JOHN BENEDICT T. PELISAMEN	3096	FT	PL10/2	32,547	87.5%	28,479	2,691	31,170
1	6076	FIREFIGHTER II	KEONE C. MACARANAS	3040	FT	PL10/2	32,547	87.5%	28,479	13,842	42,321
1	6076	FIREFIGHTER II	KISHIA EDYNN O. AYUYU	3073	FT	PL10/2	32,547	87.5%	28,479	2,179	30,657
1	6076	FIREFIGHTER II	KYLE M. ALVAREZ	3066	FT	PL10/2	32,547	87.5%	28,479	2,179	30,657
1	6076	FIREFIGHTER II	KYOSHI DON R. KILELEMAN	3070	FT	PL10/2	32,547	87.5%	28,479	5,664	34,142
1	6076	FIREFIGHTER II	LAMARC T. IGUEL	3063	FT	PL10/2	32,547	87.5%	28,479	14,981	43,460
1	6076	FIREFIGHTER II	MOSES B. UNTALAN	2394	FT	PL10/3	34,174	87.5%	29,903	2,826	32,728
1	6076	FIREFIGHTER II	ROMAN JOHN P. CAMACHO	3065	FT	PL10/2	32,547	87.5%	28,479	5,664	34,142
1	6076	FIREFIGHTER II	STANLEY ZACRIE L. SANTOS JR	3045	FT	PL10/2	32,547	87.5%	28,479	14,469	42,947

Budget Year: 2025

Department: Department of Fire & Emergency Medical Services
Division/Activity: Emergency Services
Org Code: 11140300

NOP	Job Class Code	Position	Employee	Employee Number	Personnel Status Code	Pay Grade/Step	Annual Salary	Allocation Percent	Allocation Salary	Total Fringe Benefits	Total
1	6076	FIREFIGHTER II	TRAVIS DWAYNE S. KAPILEO	3058	FT	PL10/2	32,547	87.5%	28,479	2,179	30,657
1	6076	FIREFIGHTER II	VINCENT RAFAEL C. TORRES	3062	FT	PL10/2	32,547	87.5%	28,479	3,318	31,796
1	6076	FIREFIGHTER II	WILLIAM WEITA JR	3072	FT	PL10/2	32,547	87.5%	28,479	6,803	35,281
1	6076	FIREFIGHTER II	VACANT		PB	PL10/1	1	87.5%	1	0	1
1	6076	FIREFIGHTER II	VACANT		PB	PL10/1	1	87.5%	1	0	1
1	6076	FIREFIGHTER II	VACANT		PB	PL10/1	1	87.5%	1	0	1
1	6076	FIREFIGHTER II	VACANT		PB	PL10/1	1	87.5%	1	0	1
1	6077	FIREFIGHTER III	ANTHONY P. DAVID	3067	FT	PL12/3	37,677	87.5%	32,968	10,984	43,952
1	6077	FIREFIGHTER III	BOBBIE JEAN T. SASAMOTO	3061	FT	PL12/2	35,883	87.5%	31,398	4,223	35,621
1	6077	FIREFIGHTER III	DAVENALT P. JONES	3064	FT	PL12/3	37,677	87.5%	32,968	6,600	39,568
1	6077	FIREFIGHTER III	DJ H. ATALIG	3047	FT	PL12/2	35,883	87.5%	31,398	3,658	35,056
1	6077	FIREFIGHTER III	DWAYNE M. CASTRO	3035	FT	PL12/3	37,677	87.5%	32,968	6,007	38,975
1	6077	FIREFIGHTER III	ENRIQUE DEREK I. NGOTEL	3120	FT	PL12/2	35,883	87.5%	31,398	4,223	35,621
1	6077	FIREFIGHTER III	JAMAAL L. MRESBANG	3069	FT	PL12/3	37,677	87.5%	32,968	3,841	36,808
1	6077	FIREFIGHTER III	JOAQUIN O. CASTRO	3044	FT	PL12/3	37,677	87.5%	32,968	7,326	40,293
1	6077	FIREFIGHTER III	JOSEPH L. LIFOIFOI JR	3075	FT	PL12/3	37,677	87.5%	32,968	2,522	35,490
1	6077	FIREFIGHTER III	NIPIGHYONG T. LANIYO	3077	FT	PL12/3	37,677	87.5%	32,968	3,841	36,808
1	6077	FIREFIGHTER III	PETRUS W. NICKY	3029	FT	PL12/3	37,677	87.5%	32,968	2,522	35,490
1	6077	FIREFIGHTER III	ROBERT C. MOJICA	3118	FT	PL12/3	37,677	87.5%	32,968	6,007	38,975
1	6077	FIREFIGHTER III	VACANT		PB	PL12/1	1	87.5%	1	0	1
86									2,518,338	468,283	2,986,621

COMMONWEALTH OF THE NORTHERN MARIANA ISLANDS

DEPARTMENT: DEPARTMENT OF FIRE AND EMERGENCY MEDICAL SERVICES

DIVISION: FIRE PREVENTION AND ARSON INVESTIGATION

ORG: 11140200

ORG	OBJECT	DESCRIPTION	2022 ACTUAL	2023 ACTUAL	2024 BUDGET PL 23-09	2025 DEPARTMENT SUBMISSION	2025 GOVERNOR'S PROPOSAL
11140200	61000	WAGES & SALARIES	285,447	203,476	379,145	356,114	311,603
11140200	61010	OVERTIME COMPENSATION	0	5,758	0	0	0
11140200	61020	HOLIDAY PAY	0	2,408	0	0	0
11140200	62000	FICA CONTRIBUTION	17,698	13,122	0	22,079	19,320
11140200	62010	MEDICARE CONTRIBUTION	4,139	3,069	0	5,164	4,518
11140200	62100	401K EMPLOYER CONTRIBUTION	7,116	5,729	0	12,018	10,516
11140200	62200	HEALTH INSURANCE PREMIUM	26,003	22,144	0	28,756	28,749
11140200	62211	PERSONNEL INSURANCE	2,329	2,148	0	5,194	4,545
TOTAL PERSONNEL			342,730	257,854	379,145	429,325	379,251
11140200	63100	REPAIR AND MAINTENANCE	43,970	7,300	0	0	0
11140200	64700	RENTAL-VEHICLES	850	0	0	0	0
11140200	64790	RENTAL-OTHERS	0	2,940	0	0	0
11140200	64800	TRAVEL EXPENSES	0	0	0	0	0
11140200	65010	OPERATIONAL SUPPLIES	4,707	905	0	0	0
11140200	66070	TECHNOLOGY EQUIP	4,480	0	0	0	0
11140200	69000	OTHER EXPENSES	0	0	3,865	0	
TOTAL OTHER EXPENSES			54,007	11,145	3,865	0	0
11140200	64060	UTILITIES	0	0	0	0	0
TOTAL PERSONNEL, OTHER EXPENSES, AND UTILITIES			396,737	268,999	383,010	429,325	379,251
11140200	69010	PUBLIC AUDITOR 1% FEE	2,247	4,531	0	0	3,793
GRAND TOTAL			398,984	273,530	383,010	429,325	383,044
NUMBER OF POSITIONS			10	10	10	10	10

Budget Year: 2025

Department: Department of Fire & Emergency Medical Services
Division/Activity: Fire Prevention & Arson Investigation
Org Code: 11140200

NOP	Job Class Code	Position	Employee	Employee Number	Personnel Status Code	Pay Grade/Step	Annual Salary	Allocation Percent	Allocation Salary	Total Fringe Benefits	Total
1	6001	ASSISTANT FIRE CHIEF	STANLEY S. SANTOS	3101	FT	PL19/5	58,450	87.5%	51,143	6,879	58,022
1	1017	ADMINISTRATIVE OFFICER III	EDGAR A. PANGELINAN	3088	FT	PL15/1	29,857	87.5%	26,125	3,044	29,169
1	6098	FIRE CAPTAIN	JUAN-CLIMACO LANIYO	3114	FT	PL18/5	55,667	87.5%	48,708	11,747	60,455
1	6097	FIRE CREW SUPERVISOR	BENJAMIN PAUL T. MANGLONA	3025	FT	PL17/1	43,616	87.5%	38,164	16,284	54,448
1	6097	FIRE CREW SUPERVISOR	FRANCISCO ROMEO O. IGINOEF	3049	FT	PL17/1	43,616	87.5%	38,164	8,618	46,782
1	6097	FIRE CREW SUPERVISOR	JOHN JOSEPH P. SAN NICOLAS	3098	FT	PL17/1	43,616	87.5%	38,164	8,618	46,782
1	6097	FIRE CREW SUPERVISOR	LORENZO V. DELEON GUERRERO	3108	FT	PL17/1	43,616	87.5%	38,164	8,618	46,782
1	6097	FIRE CREW SUPERVISOR	VACANT		FT	PL17/1	1	87.5%	1	0	1
1	6077	FIREFIGHTER III	TONY T. SANTOS	3059	FT	PL12/3	37,677	87.5%	32,968	3,841	36,808
1	6077	FIREFIGHTER III	VACANT		FT	PL12/1	1	87.5%	1	0	1
10									311,603	67,648	379,251

COMMONWEALTH OF THE NORTHERN MARIANA ISLANDS

DEPARTMENT: DEPARTMENT OF FIRE AND EMERGENCY MEDICAL SERVICES

DIVISION: EMERGENCY MEDICAL SERVICES

ORG: 11140400

ORG	OBJECT	DESCRIPTION	2022	2023	2024	2025	2025
			ACTUAL	ACTUAL	BUDGET PL 23-09	DEPARTMENT SUBMISSION	GOVERNOR'S PROPOSAL
11140400	61000	WAGES & SALARIES	289,953	201,412	380,257	357,181	303,828
11140400	61010	OVERTIME COMPENSATION	0	2,532	0	0	0
11140400	61020	HOLIDAY PAY	0	2,019	0	0	0
11140400	62000	FICA CONTRIBUTION	17,977	12,770	0	22,145	18,836
11140400	62010	MEDICARE CONTRIBUTION	4,204	2,986	0	5,179	4,406
11140400	62100	401K EMPLOYER CONTRIBUTION	7,787	5,761	0	11,338	9,919
11140400	62200	HEALTH INSURANCE PREMIUM	26,784	20,468		44,096	44,082
11140400	62211	PERSONNEL INSURANCE	2,293	1,912	0	4,316	3,777
TOTAL PERSONNEL			348,998	249,860	380,257	444,255	384,848
11140400	63100	REPAIR AND MAINTENANCE	2,400	0	0	0	0
11140400	64700	RENTAL-VEHICLES	0	2,550	0	0	0
11140400	65010	OPERATIONAL SUPPLIES	8,480	44	0	0	0
11140400	65040	FURNITURE & FIXTURES	755	0	0	0	0
11140400	69000	OTHER EXPENSES	0	0	3,876	0	0
TOTAL OTHER EXPENSES			11,634	2,594	3,876	0	0
11140400	64060	UTILITIES	0	0	0	0	0
TOTAL PERSONNEL, OTHER EXPENSES, AND UTILITIES			360,632	252,454	384,133	444,255	384,848
11140400	69010	PUBLIC AUDITOR 1% FEE	1,153	3,529	0	0	3,848
GRAND TOTAL			361,786	255,982	384,133	444,255	388,696
NUMBER OF POSITIONS			7	8	9	9	9

Budget Year: 2025

Department: Department of Fire & Emergency Medical Services
Division/Activity: Emergency Medical Services
Org Code: 11140400

NOP	Job Class Code	Position	Employee	Employee Number	Personnel Status Code	Pay Grade/Step	Annual Salary	Allocation Percent	Allocation Salary	Total Fringe Benefits	Total
1	6001	ASSISTANT FIRE CHIEF	JOHN DIEGO T. BLAS	3104	FT	PL19/5	58,450	87.5%	51,143	18,030	69,173
1	0023	ADMINISTRATIVE ASSISTANT	JULIE ANN T. LANIYO	3583	FT	PL05/3	20,209	87.5%	17,683	1,353	19,035
1	0045	CLERK II	VACANT		PB	PL01/1	1	87.5%	1	0	1
1	6098	FIRE CAPTAIN	DANIEL R. SUEL	3023	FT	PL18/3	50,491	87.5%	44,180	17,093	61,273
1	6097	FIRE CREW SUPERVISOR	CHRISTINE KEOLANI SABLAN	3119	FT	PL17/1	43,616	87.5%	38,164	5,133	43,297
1	6097	FIRE CREW SUPERVISOR	JUSTIN PAUL A. MIZUTANI	3124	FT	PL17/1	43,616	87.5%	38,164	8,618	46,782
1	6097	FIRE CREW SUPERVISOR	PATRICK I. GEORGE	3055	FT	PL17/1	43,616	87.5%	38,164	11,590	49,754
1	6097	FIRE CREW SUPERVISOR	ROBERT C. CRUZ	3130	FT	PL17/1	43,616	87.5%	38,164	3,607	41,771
1	6097	FIRE CREW SUPERVISOR	SIXTUS JOAQUIN L. AQUINO	3129	FT	PL17/1	43,616	87.5%	38,164	15,597	53,761
9									303,828	81,020	384,848

COMMONWEALTH OF THE NORTHERN MARIANA ISLANDS

DEPARTMENT: DEPARTMENT OF FIRE AND EMERGENCY MEDICAL SERVICES

DIVISION: LOGISTICAL SUPPORT

ORG: 11140500

ORG	OBJECT	DESCRIPTION	2022	2023	2024	2025	2025
			ACTUAL	ACTUAL	BUDGET PL 23-09	DEPARTMENT SUBMISSION	GOVERNOR'S PROPOSAL
11140500	61000	WAGES & SALARIES	216,962	149,937	278,474	260,860	228,253
11140500	61010	OVERTIME COMPENSATION	0	1,638	0	0	0
11140500	61020	HOLIDAY PAY	0	1,555	0	0	0
11140500	62000	FICA CONTRIBUTION	13,452	9,481	0	16,173	14,152
11140500	62010	MEDICARE CONTRIBUTION	3,146	2,217	0	3,782	3,310
11140500	62100	401K EMPLOYER CONTRIBUTION	3,505	2,634	0	4,322	3,782
11140500	62200	HEALTH INSURANCE PREMIUM	23,699	18,929	0	28,938	28,923
11140500	62211	PERSONNEL INSURANCE	1,525	1,233	0	2,854	2,497
TOTAL PERSONNEL			262,289	187,625	278,474	316,930	280,917
11140500	63000	PROFESSIONAL SERVICES	1,330	0	0	0	0
11140500	63100	REPAIR AND MAINTENANCE	146,559	8,022	0	200,000	0
11140500	63300	CLEANING SERVICES	5,345	2,250	0	0	0
11140500	64070	STORAGE AND HANDLING	0	1,275	0	0	0
11140500	64090	COMMUNICATIONS	0	0	0	84,000	0
11140500	64100	PRINTING AND PHOTOCOPYING	5,500	1,053	0	0	0
11140500	64700	RENTAL-VEHICLES	15,200	0	0	0	0
11140500	64710	RENTAL-HOUSING	1,559	0	0	0	0
11140500	64900	OTHER SERVICES & CHARGES	1,800	0	0	0	0
11140500	65000	OFFICE SUPPLIES	0	530	0	0	0
11140500	65010	OPERATIONAL SUPPLIES	59,663	1,315	0	0	0
11140500	65030	FUEL & LUBRICATE	23,731	0	0	190,000	0
11140500	65040	FURNITURE & FIXTURES	10,173	0	0	0	0
11140500	65900	FREIGHT AND HANDLING	275	0	0	0	0

COMMONWEALTH OF THE NORTHERN MARIANA ISLANDS

DEPARTMENT: DEPARTMENT OF FIRE AND EMERGENCY MEDICAL SERVICES

DIVISION: LOGISTICAL SUPPORT

ORG: 11140500

ORG	OBJECT	DESCRIPTION	2022 ACTUAL	2023 ACTUAL	2024 BUDGET PL 23-09	2025 DEPARTMENT SUBMISSION	2025 GOVERNOR'S PROPOSAL
11140500	66000	CAPITAL ASSETS	1,876	1,348	0	0	0
11140500	66060	VEHICLES	50,000	0	0	0	0
11140500	66070	TECHNOLOGY EQUIP	5,740	0	0	0	0
11140500	69000	OTHER EXPENSES	0	0	2,839	0	0
TOTAL OTHER EXPENSES			328,751	15,793	2,839	474,000	0
11140500	64060	UTILITIES	15,000	630	0	180,000	0
TOTAL PERSONNEL, OTHER EXPENSES, AND UTILITIES			606,040	204,048	281,313	970,930	280,917
11140500	69010	PUBLIC AUDITOR 1% FEE	1,482	2,457	0	0	2,809
GRAND TOTAL			607,522	206,504	281,313	970,930	283,726
NUMBER OF POSITIONS			5	5	6	6	6

Budget Year: 2025

Department: Department of Fire & Emergency Medical Services
Division/Activity: Logistical Support
Org Code: 11140500

NOP	Job Class Code	Position	Employee	Employee Number	Personnel Status Code	Pay Grade/Step	Annual Salary	Allocation Percent	Allocation Salary	Total Fringe Benefits	Total
1	6001	ASSISTANT FIRE CHIEF	MANUEL A. CABRERA	3052	FT	PL19/7	64,441	87.5%	56,386	11,069	67,455
1	0044	CLERK II	JESSIE RAE C. REYES	5303	LT	PL01/1	15,080	87.5%	13,195	1,009	14,204
1	6098	FIRE CAPTAIN	JAYENDRAN A. JAIRAM	3028	FT	PL18/3	50,491	87.5%	44,180	11,319	55,498
1	6097	FIRE CREW SUPERVISOR	CHRISTINO I. GEORGE	3071	FT	PL17/1	43,616	87.5%	38,164	14,070	52,235
1	6097	FIRE CREW SUPERVISOR	DAVERRICK N. CAMACHO	3109	FT	PL17/1	43,616	87.5%	38,164	5,133	43,297
1	6097	FIRE CREW SUPERVISOR	SATURNINO S. KAIPAT JR	3041	FT	PL17/1	43,616	87.5%	38,164	10,063	48,228
6									228,253	52,664	280,917

COMMONWEALTH OF THE NORTHERN MARIANA ISLANDS

DEPARTMENT: DEPARTMENT OF FIRE AND EMERGENCY MEDICAL SERVICES

DIVISION: DFEMS TRAINING SECTION

ORG: 11140600

ORG	OBJECT	DESCRIPTION	2022 ACTUAL	2023 ACTUAL	2024 BUDGET PL 23-09	2025 DEPARTMENT SUBMISSION	2025 GOVERNOR'S PROPOSAL
11140600	61000	WAGES & SALARIES	77,276	52,678	93,674	87,232	76,329
11140600	61010	OVERTIME COMPENSATION	0	2,529	0	0	0
11140600	61020	HOLIDAY PAY	0	498	0	0	0
11140600	62000	FICA CONTRIBUTION	4,791	3,454	0	5,408	4,731
11140600	62010	MEDICARE CONTRIBUTION	1,120	808	0	1,265	1,107
11140600	62100	401K EMPLOYER CONTRIBUTION	2,554	1,114	0	1,745	1,527
11140600	62200	HEALTH INSURANCE PREMIUM	15,242	11,654	0	14,638	14,636
11140600	62211	PERSONNEL INSURANCE	370	361	0	785	687
TOTAL PERSONNEL			101,353	73,096	93,674	111,073	99,017
11140600	65010	OPERATIONAL SUPPLIES	3,600	0	0	0	0
11140600	69000	OTHER EXPENSES	0	0	955	0	0
TOTAL OTHER EXPENSES			3,600	0	955	0	0
11140600	64060	UTILITIES	0	0	0	0	0
TOTAL PERSONNEL, OTHER EXPENSES, AND UTILITIES			104,953	73,096	94,629	111,073	99,017
11140600	69010	PUBLIC AUDITOR 1% FEE	3,249	872	0	0	990
GRAND TOTAL			108,202	73,967	94,629	111,073	100,007
NUMBER OF POSITIONS			4	4	2	2	2

Budget Year: 2025

Department: Department of Fire & Emergency Medical Services
Division/Activity: DFEMS Training Section
Org Code: 11140600

NOP	Job Class Code	Position	Employee	Employee Number	Personnel Status Code	Pay Grade/Step	Annual Salary	Allocation Percent	Allocation Salary	Total Fringe Benefits	Total
1	6097	FIRE CREW SUPERVISOR	ALBERT LEE T. ALDAN	3093	FT	PL17/1	43,616	87.5%	38,164	14,757	52,922
1	6097	FIRE CREW SUPERVISOR	JOHN JOSEPH D. CONCEPCION	3087	FT	PL17/1	43,616	87.5%	38,164	7,931	46,095
									76,329	22,689	99,017

COMMONWEALTH OF THE NORTHERN MARIANA ISLANDS

DEPARTMENT: DEPARTMENT OF FIRE AND EMERGENCY MEDICAL SERVICES

DIVISION: DFEMS DISPATCH SECTION

ORG: 11140700

ORG	OBJECT	DESCRIPTION	2022	2023	2024	2025	2025
			ACTUAL	ACTUAL	BUDGET PL 23-09	DEPARTMENT SUBMISSION	GOVERNOR'S PROPOSAL
11140700	61000	WAGES & SALARIES	131,074	98,566	186,507	215,922	114,840
11140700	61010	OVERTIME COMPENSATION	186	1,802	0	0	0
11140700	61020	HOLIDAY PAY	0	2,937	0	0	0
11140700	62000	FICA CONTRIBUTION	8,138	6,405	0	13,387	7,120
11140700	62010	MEDICARE CONTRIBUTION	1,903	1,498	0	3,131	1,665
11140700	62100	401K EMPLOYER CONTRIBUTION	1,288	954	0	2,121	1,856
11140700	62200	HEALTH INSURANCE PREMIUM	513	5,505	0	14,638	14,636
11140700	62211	PERSONNEL INSURANCE	2	326	0	954	835
TOTAL PERSONNEL			143,104	117,992	186,507	250,153	140,952
11140700	63100	REPAIR AND MAINTENANCE	0	2,495	0	0	0
11140700	69000	OTHER EXPENSES	0	0	1,904	0	0
TOTAL OTHER EXPENSES			0	2,495	1,904	0	0
11140700	64060	UTILITIES	0	0	0	0	0
TOTAL PERSONNEL, OTHER EXPENSES, AND UTILITIES			143,104	120,487	188,411	250,153	140,952
11140700	69010	PUBLIC AUDITOR 1% FEE	1,939	2,165	0	0	1,410
GRAND TOTAL			145,043	122,652	188,411	250,153	142,362
NUMBER OF POSITIONS			9	10	10	10	10

Budget Year: 2025

Department: Department of Fire & Emergency Medical Services
Division/Activity: DFEMS Dispatch Section
Org Code: 11140700

NOP	Job Class Code	Position	Employee	Employee Number	Personnel Status Code	Pay Grade/Step	Annual Salary	Allocation Percent	Allocation Salary	Total Fringe Benefits	Total
1	0304	EMERG MEDICAL DISPATCHER TRAIN	BRANSON J. SANTOS	3115	FT	PL04/2	18,330	87.5%	16,039	1,227	17,266
1	0304	EMERG MEDICAL DISPATCHER TRAIN	FRANICA S. MASGA	5658	FT	PL04/1	17,457	87.5%	15,275	1,169	16,443
1	0304	EMERG MEDICAL DISPATCHER TRAIN	VACANT		PB	PL04/1	1	87.5%	1	0	1
1	0304	EMERG MEDICAL DISPATCHER TRAIN	VACANT		PB	PL04/1	1	87.5%	1	0	1
1	0304	EMERG MEDICAL DISPATCHER TRAIN	VACANT		PB	PL04/1	1	87.5%	1	0	1
1	0304	EMERG MEDICAL DISPATCHER TRAIN	VACANT		PB	PL04/1	1	87.5%	1	0	1
1	0305	EMERGENCY MEDICAL DISPATCHER	CHANITA F. NEWMAN	3046	FT	PL08/1	21,219	87.5%	18,567	1,420	19,987
1	0305	EMERGENCY MEDICAL DISPATCHER	GREG T. MAGOFNA	3097	FT	PL08/1	21,219	87.5%	18,567	12,571	31,138
1	0305	EMERGENCY MEDICAL DISPATCHER	VACANT		PB	PL08/1	1	87.5%	1	0	1
1	6098	FIRE CAPTAIN	ALLAN M. FARLEY	3113	FT	PL18/4	53,016	87.5%	46,389	9,724	56,113
10									114,840	26,112	140,952

COMMONWEALTH OF THE NORTHERN MARIANA ISLANDS

DEPARTMENT: DEPARTMENT OF FINANCE
DIVISION: SECRETARY OF FINANCE
ORG: 11170100

ORG	OBJECT	DESCRIPTION	2022 ACTUAL	2023 ACTUAL	2024 BUDGET PL 23-09	2025 DEPARTMENT SUBMISSION	2025 GOVERNOR'S PROPOSAL
11170100	61000	WAGES & SALARIES	138,822	105,201	519,789	721,159	554,741
11170100	61020	HOLIDAY PAY	0	2,359	0	0	0
11170100	62000	FICA CONTRIBUTION	8,607	6,669	0	44,712	34,394
11170100	62010	MEDICARE CONTRIBUTION	2,013	1,560	0	10,457	8,044
11170100	62100	401K EMPLOYER CONTRIBUTION	40	141	0	3,616	4,745
11170500	62101	RETIREMENT CONTRIBUTIONS	0	0	0	0	7,838
11170100	62200	HEALTH INSURANCE PREMIUM	2,085,023	9,807	0	11,722	54,764
11170100	62211	PERSONNEL INSURANCE	554	732	0	13,923	5,406
TOTAL PERSONNEL			2,235,058	126,468	519,789	805,589	669,932
11170100	63000	PROFESSIONAL SERVICES	5,880,151	1,032,650	0	433,000	0
11170100	63100	REPAIR AND MAINTENANCE	3,211	465	0	5,432	0
11170100	63200	PERSONNEL TRAINING COSTS			0	875	0
11170100	63300	CLEANING SERVICES	1,753	3,200	0	3,300	0
11170100	64080	DUES AND SUBSCRIPTIONS	0	180	0	0	0
11170100	64090	COMMUNICATIONS	0	2,005	0	13,212	0
11170100	64100	PRINTING AND PHOTOCOPYING	0	135	0	\$0.00	0
11170100	64110	ADVERTISING	114	258	0	1,500	0
11170100	64700	RENTAL-VEHICLES	0	14,400	0	0	0
11170100	64790	RENTAL-OTHERS	890	0	0	0	0
11170100	64800	TRAVEL EXPENSES	7,950	-3,408	0	0	0
11170100	64900	OTHER SERVICES & CHARGES	0	230	0	0	0
11170100	65000	OFFICE SUPPLIES	240	2,440	0	5,000	0
11170100	65010	OPERATIONAL SUPPLIES	544	1,304	0	9,300	0

COMMONWEALTH OF THE NORTHERN MARIANA ISLANDS

DEPARTMENT: DEPARTMENT OF FINANCE
 DIVISION: SECRETARY OF FINANCE
 ORG: 11170100

ORG	OBJECT	DESCRIPTION	2022 ACTUAL	2023 ACTUAL	2024 BUDGET PL 23-09	2025 DEPARTMENT SUBMISSION	2025 GOVERNOR'S PROPOSAL
11170100	65030	FUEL & LUBRICATE	445	1,264	0	0	0
11170100	65800	BOOKS AND LIBRARY MATERIALS	0	0	0	200	0
11170100	66000	CAPITAL ASSETS	0	8,500	0	0	0
11170100	67100	PROJECT EXPENSES	350,000	0	0	0	0
11170100	69000	OTHER EXPENSES	1,053	0	5,307	0	0
11170100	69020	SETTLEMENT AGST GOVERNMENT	0	1,703	0	0	0
TOTAL OTHER EXPENSES			6,246,351	1,065,326	5,307	471,819	0
11170100	64060	UTILITIES	153	103	0	5,412	0
TOTAL PERSONNEL, OTHER EXPENSES, AND UTILITIES			8,481,562	1,191,898	525,096	1,282,820	669,932
11170100	69010	PUBLIC AUDITOR 1% FEE	1,621	4,087	0	0	6,699
GRAND TOTAL			8,483,183	1,195,985	525,096	1,282,820	676,631
NUMBER OF POSITIONS			7	13	12	20	18

GENERAL FUND

Budget Year: 2025

Department: Department of Finance
Division/Activity: Secretary of Finance
Org Code: 11170100

NOP	Job Class Code	Position	Employee	Employee Number	Personnel Status Code	Pay Grade/Step	Annual Salary	Allocation Percent	Allocation Salary	Total Fringe Benefits	Total
1	9122	SECRETARY OF FINANCE	TRACY B. NORITA	1580	ESC	UNG	70,000	87.50%	61,250	16,939	78,189
1	1106	DIRECTOR ADMINSTRATVE SERVICES	MARGARET BERTHA C. TORRES	1671	FT	PL20/12	65,175	87.50%	57,028	5,389	62,417
1	5121	PLANNER III	LAREINA RENEE C. CAMACHO	1728	FT	PL13/12	46,319	87.50%	40,529	10,974	51,502
1	1866	FINANCIAL ANALYST	DIVANA M. DELA CRUZ	3460	ESC	UNG	40,000	87.50%	35,000	6,163	41,163
1	3718	SENIOR FINANCIAL ANALYST	THOMASA D. NARAJA	1624	ESC	UNG	60,000	87.50%	52,500	9,166	61,666
1	1659	SYSTEMS ANALYST	DONALD C. CAMACHO	1739	ESC	UNG	55,000	80.00%	44,000	4,158	48,158
1	3718	SENIOR FINANCIAL ANALYST	ELEUTERIO G. PALACIOS JR	1732	ESC	UNG	55,000	75.00%	41,250	12,261	53,511
1	1866	FINANCIAL ANALYST	KARTRINALYNN KAY . HENRIQUEZ	4419	ESC	UNG	40,000	75.00%	30,000	7,653	37,653
1	8996	TECHNICAL FINANCIAL ANALYST	PAMELA FAVE D. MARIGMEN	5829	ESC	UNG	55,000	75.00%	41,250	7,419	48,669
1	3718	SENIOR FINANCIAL ANALYST	RYAN . CAMACHO	5898	ESC	UNG	65,000	75.00%	48,750	6,343	55,093
1	1708	PROJECT MANAGER	JAMES M. KINTOL	4059	ESC	UNG	35,000	0.00%	-	-	-
1	3718	SENIOR FINANCIAL ANALYST	JERRY LEIP DELEON GUERRERO	5907	ESC	UNG	65,000	0.00%	-	-	-
1		GASB87 COORDINATOR	JOSEPHINE MCPHETRES		ESC	UNG	55,000	0.00%	-	-	-
		NMIRF									
1	1899	PROGRAM DIRECTOR	VELMA MARIE BENAVENTE	3721	FT	PL20/8	53,620	87.50%	46,918	10,733	57,650
1	1015	ADMINISTRATIVE OFFICER	OSCAR C. RASA II	1517	FT	PL11/5	29,858	87.50%	26,126	13,792	39,917
1	1002	ACCOUNTANT II	CARMEN B. ICHIHARA	1695	FT	PL12/3	28,436	87.50%	24,882	3,347	28,228
		DPL									
1	1166	DIRECTOR DIVISION	EVELYN J. SABLAN	1492	FT	PL20/12	65,175	5.00%	3,259	308	3,567
1	1004	ACCOUNTANT IV (SUPERVISOR)	AILEEN G. ONG	6066	FT	PL17/5	40,012	5.00%	2,001	546	2,547
18									554,741	115,190	669,931

COMMONWEALTH OF THE NORTHERN MARIANA ISLANDS

DEPARTMENT: DEPARTMENT OF FINANCE
 DIVISION: FINANCE AND ACCOUNTING
 ORG: 11170800

ORG	OBJECT	DESCRIPTION	2022 ACTUAL	2023 ACTUAL	2024 BUDGET PL 23-09	2025 DEPARTMENT SUBMISSION	2025 GOVERNOR'S PROPOSAL
11170800	61000	WAGES & SALARIES	421,336	320,685	767,571	1,146,239	854,878
11170800	61010	OVERTIME COMPENSATION	1,685	3,051	0	0	0
11170800	61020	HOLIDAY PAY	0	3,440	0	0	0
11170800	62000	FICA CONTRIBUTION	26,227	20,285	0	71,067	53,002
11170800	62010	MEDICARE CONTRIBUTION	6,134	4,744	0	16,620	12,396
11170800	62100	401K EMPLOYER CONTRIBUTION	11,608	9,054	0	24,480	16,727
11170800	62200	HEALTH INSURANCE PREMIUM	29,834	24,693	0	50,877	50,877
11170800	62211	PERSONNEL INSURANCE	5,776	4,519	0	20,632	11,529
TOTAL PERSONNEL			502,600	390,471	767,571	1,329,915	999,409
11170800	63000	PROFESSIONAL SERVICES	0	125	0	0	0
11170800	63100	REPAIR AND MAINTENANCE	3,796	7,601	0	5,000	0
11170800	63300	CLEANING SERVICES	8,290	6,975	0	5,000	0
11170800	64090	COMMUNICATIONS	5,448	868	0	12,000	0
11170800	64100	PRINTING AND PHOTOCOPYING	0	425	0	500	0
11170800	64800	TRAVEL EXPENSES	2,300	851	0	0	0
11170800	65000	OFFICE SUPPLIES	2,785	1,642	0	5,000	0
11170800	65010	OPERATIONAL SUPPLIES	5,959	5,338	0	5,000	0
11170800	65030	FUEL & LUBRICATE	582	201	0	200	0
11170800	65040	FURNITURE & FIXTURES	0	1,247	0	0	0
11170800	66000	CAPITAL ASSETS	798	0	0	0	0
11170800	69000	OTHER EXPENSES	0	0	7,893	0	0
11170800	69999	MISCELLANEOUS ADJUSTMENTS	-145,000	28	0	0	0
TOTAL OTHER EXPENSES			-115,042	25,300	7,893	32,700	0

COMMONWEALTH OF THE NORTHERN MARIANA ISLANDS

DEPARTMENT: DEPARTMENT OF FINANCE
DIVISION: FINANCE AND ACCOUNTING
ORG: 11170800

ORG	OBJECT	DESCRIPTION	2022 ACTUAL	2023 ACTUAL	2024 BUDGET PL 23-09	2025 DEPARTMENT SUBMISSION	2025 GOVERNOR'S PROPOSAL
11170800	64060	UTILITIES	0	-4,565	0	72,000	0
TOTAL PERSONNEL, OTHER EXPENSES, AND UTILITIES			387,558	411,206	775,464	1,434,615	999,409
11170800	69010	PUBLIC AUDITOR 1% FEE	726	6,224	0	646	9,994
GRAND TOTAL			388,284	417,430	775,464	1,435,261	1,009,403
NUMBER OF POSITIONS			19	21	21	33	27

GENERAL FUND

Budget Year: 2025

Department: Department of Finance
Division/Activity: Financial Services
Org Code: 11170800

NOP	Job Class Code	Position	Employee	Employee Number	Personnel Status Code	Pay Grade/Step	Annual Salary	Allocation Percent	Allocation Salary	Total Fringe Benefits	Total
1	1107	DIRECTOR, FINANCE & ACCOUNTING	BERNADITA C. PALACIOS	1541	FT	PL20/12	65,175	87.50%	57,028	7,670	64,698
1	1004	ACCOUNTANT IV (SUPERVISOR)	NEIMAKUA K. BLANCO	1521	FT	PL17/10	51,066	87.50%	44,683	6,010	50,693
1	1003	ACCOUNTANT III	ISABELITA H. CAMACHO	1530	FT	PL14/8	40,012	87.50%	35,010	3,308	38,319
1	1004	ACCOUNTANT IV (SUPERVISOR)	ELIZABETH A. LEBRIA	1647	FT	PL17/10	51,066	87.50%	44,683	17,161	61,844
1	1003	ACCOUNTANT III	NARCISA I. SONGSONG	1723	FT	PL14/7	38,106	87.50%	33,343	11,628	44,972
1	1015	ADMINISTRATIVE OFFICER I	ROSALIE DORIS S. CAMACHO	1735	FT	PL11/5	29,857	87.50%	26,125	3,514	29,639
1	1400	MANAGER, PAYROLL	ELOIDA C. MACARANAS	1738	FT	PL19/12	62,071	87.50%	54,312	14,449	68,761
1	0023	ADMINISTRATIVE ASSISTANT	BRIAN J. DICSION	1757	FT	PL05/6	23,394	87.50%	20,470	2,385	22,855
1	1801	ACCOUNTANT	CYNTHIA R. CAMACHO	4908	ES	UNG	23,394	87.50%	20,470	1,934	22,404
1	1449	MANAGER, RECONCILIATION BRANCH	MARTHA C. CAMACHO	1549	FT	PL17/9	48,635	87.50%	42,555	4,021	46,577
1	1002	ACCOUNTANT II	VERLYN DEBBIE A. SANTOS	1578	FT	PL12/4	29,857	87.50%	26,125	3,514	29,639
1	1004	ACCOUNTANT IV (SUPERVISOR)	BARBARA T. CABRERA	1677	FT	PL17/12	56,301	87.50%	49,263	6,626	55,889
1	1002	ACCOUNTANT II	MICHELE S. CAMACHO	1697	FT	PL12/6	32,918	87.50%	28,803	3,874	32,677
1	1002	ACCOUNTANT II	VERONICA C. QUITANO	1730	FT	PL12/11	42,012	87.50%	36,761	3,474	40,235
1	1001	ACCOUNTANT I	ROZANNE O. FAISAO	1751	FT	PL10/1	23,394	87.50%	20,470	1,566	22,036
1	1003	ACCOUNTANT III	HERCIA B. ALEPUYO	1672	FT	PL14/8	40,012	87.50%	35,010	14,459	49,470
1	1003	ACCOUNTANT III	MARYANN M. KIYOSHI	1667	FT	PL14/7	38,106	87.50%	33,343	11,628	44,972
1	1399	MANAGER, ACCOUNTING BRANCH	AGNES C. CEPEDA	1666	FT	PL18/11	56,301	87.50%	49,263	11,799	61,062
1	0057	CLERK TYPIST III	JANE ELIZABETH R. OGUMORO	1606	FT	PL03/4	19,246	87.50%	16,841	1,288	18,129
1	0002	ACCOUNT CLERK II	ANA MARIA M. DELEON GUERRERO	1617	FT	PL03/3	18,330	87.50%	16,039	1,227	17,266
1	1002	ACCOUNTANT II	MAUREEN J. GOOMTAM	1612	FT	PL12/2	27,082	87.50%	23,696	2,239	25,936
1		FEDERAL PROGRAM SPECIALIST	COZYRYANAMAE N. CAMACHO	1590	ES	UNG	36,292	87.50%	31,756	2,429	34,185
1		FEDERAL PROGRAM SPECIALIST	JACKLYN C. LITULUMAR	5733	ES	UNG	25,792	87.50%	22,568	1,726	24,294
1		FEDERAL PROGRAM SPECIALIST	JOVI C. TAKAI	1618	ES	UNG	20,000	87.50%	17,500	1,339	18,839
1		FEDERAL PROGRAM SPECIALIST	KELLY S. PANGELINAN	1708	ES	UNG	25,792	87.50%	22,568	1,726	24,294
1		FEDERAL PROGRAM SPECIALIST	LEIGHLIBWE K. RASIANG	2168	ES	UNG	27,000	87.50%	23,625	1,807	25,432
1		FEDERAL PROGRAM SPECIALIST	MARIA B. CAMACHO	1601	ES	UNG	25,792	87.50%	22,568	1,726	24,294
27									854,878	144,531	999,409

COMMONWEALTH OF THE NORTHERN MARIANA ISLANDS

DEPARTMENT: DEPARTMENT OF FINANCE
 DIVISION: TREASURY
 ORG: 11170700

ORG	OBJECT	DESCRIPTION	2022 ACTUAL	2023 ACTUAL	2024 BUDGET PL 23-09	2025 DEPARTMENT SUBMISSION	2025 GOVERNOR'S PROPOSAL
11170700	61000	WAGES & SALARIES	185,679	149,978	334,728	307,485	230,727
11170700	61010	OVERTIME COMPENSATION	2,886	6,964	0	0	0
11170700	61020	HOLIDAY PAY	71	2,713	0	0	0
11170700	61200	BOARD & OTHER COMPENSATION	10,078	0	0	0	0
11170700	62000	FICA CONTRIBUTION	12,320	9,943	0	19,064	14,305
11170700	62010	MEDICARE CONTRIBUTION	2,881	2,325	0	4,459	3,346
11170700	62200	HEALTH INSURANCE PREMIUM	14,000	11,059	0	207	23,957
11170700	62211	PERSONNEL INSURANCE	2,024	1,554	0	5,535	2,008
TOTAL PERSONNEL			229,941	184,536	334,728	336,750	274,343
11170700	63000	PROFESSIONAL SERVICES	2,254	0	0	20,000	0
11170700	63100	REPAIR AND MAINTENANCE	0	41	0	0	0
11170700	63300	CLEANING SERVICES	2,490	1,573	0	5,000	0
11170700	64010	BANK FEES	3,490	0	0	0	0
11170700	64090	COMMUNICATIONS	0	0	0	42,000	0
11170700	64100	PRINTING AND PHOTOCOPYING	364	0	0	10,000	0
11170700	65000	OFFICE SUPPLIES	138	200	0	10,000	0
11170700	65010	OPERATIONAL SUPPLIES	1,074	20	0	30,000	0
11170700	65020	FOOD ITEMS	73	0	0	0	0
11170700	65030	FUEL & LUBRICATE	440	79	0	2,500	0
11170700	65040	OFFICE FURNITURE AND FIXTURES	0	0	0	10,000	0
11170700	65900	FREIGHT & HANDLING	0	0	0	7,000	0
11170700	66070	TECHNOLOGY EQUIP	0	0	0	65,000	0
11170700	69000	OTHER EXPENSES	300	0	3,443	0	0

COMMONWEALTH OF THE NORTHERN MARIANA ISLANDS

DEPARTMENT: DEPARTMENT OF FINANCE
DIVISION: TREASURY
ORG: 11170700

ORG	OBJECT	DESCRIPTION	2022 ACTUAL	2023 ACTUAL	2024 BUDGET PL 23-09	2025 DEPARTMENT SUBMISSION	2025 GOVERNOR'S PROPOSAL
11170700	69800	CASH SHORTAGES	0	10	0	0	0
TOTAL OTHER EXPENSES			10,623	1,923	3,443	201,500	0
11170700	64060	UTILITIES	0	0	0	16,500	0
TOTAL PERSONNEL, OTHER EXPENSES, AND UTILITIES			240,564	186,459	338,171	554,750	274,343
11170700	69010	PUBLIC AUDITOR 1% FEE	18,140	2,417	0	0	2,743
GRAND TOTAL			258,704	188,876	338,171	554,750	277,086
NUMBER OF POSITIONS			8	13	13	13	15

GENERAL FUND

Budget Year: 2025

Department: Department of Finance
Division/Activity: Treasury
Org Code: 11170700

NOP	Job Class Code	Position	Employee	Employee Number	Personnel Status Code	Pay Grade/Step	Annual Salary	Allocation Percent	Allocation Salary	Total Fringe Benefits	Total
1	1652	TREASURER	ASUNCION S. AGULTO	1552	FT	PL20/12	65,175	87.50%	57,028	8,439	65,467
1	0001	ACCOUNT CLERK I	DAISY LYNN C. KAIPAT	4604	PA	PL01/4	17,457	87.50%	15,275	1,169	16,443
1	0001	ACCOUNT CLERK I	FLORENCITA C. TITO	2135	FT	PL01/4	17,457	87.50%	15,275	1,169	16,443
1	0001	ACCOUNT CLERK I	MARCY N. DAFROW	4599	PA	PL01/4	17,457	87.50%	15,275	1,169	16,443
1	0001	ACCOUNT CLERK I	SHERYLYN C. ALVAREZ	3948	PA	PL01/4	17,457	87.50%	15,275	12,319	27,594
1	0001	ACCOUNT CLERK I	VACANT (ANNOUNCED)		FT	PL01/8	1	87.50%	1	0	1
1	0001	ACCOUNT CLERK I	VACANT (ANNOUNCED)		LT	UNG	1	87.50%	1	0	1
1	0001	ACCOUNT CLERK I	VACANT (ANNOUNCED)		LT	UNG	1	87.50%	1	0	1
1	1001	ACCOUNTANT I	MARIANA M. TOMOKANE	1682	FT	PL10/6	29,857	87.50%	26,125	12,226	38,351
1	1001	ACCOUNTANT I	MELISSA D. DIAZ	1691	FT	PL10/6	29,857	87.50%	26,125	2,469	28,594
1	1003	ACCOUNTANT III	REMEDILO L. BABAUTA	1551	FT	PL14/10	44,113	87.50%	38,599	2,953	41,552
1	0012	ACCOUNTING TECHNICIAN I	JOHARA C. TEREGEYO	1576	FT	PL04/6	22,280	87.50%	19,495	1,491	20,986
1	1021	ADMINISTRATIVE SPECIALIST	VACANT (ANNOUNCED)		FT	PL07/6	1	87.50%	1	0	1
		DPL									
1	1002	ACCOUNTANT II	ALVA D. FLORES	1495	FT	PL12/1	25,792	5.00%	1,290	122	1,411
1	0043	CLERK I	KETRUTH CAMINA M. SEBANGIOL	1463	FT	PL01/6	19,246	5.00%	962	91	1,053
15									230,727	43,615	274,343

COMMONWEALTH OF THE NORTHERN MARIANA ISLANDS

DEPARTMENT: DEPARTMENT OF FINANCE
 DIVISION: REVENUE AND TAXATION
 ORG: 11170500

ORG	OBJECT	DESCRIPTION	2022 ACTUAL	2023 ACTUAL	2024 BUDGET PL 23-09	2025 DEPARTMENT SUBMISSION	2025 GOVERNOR'S PROPOSAL
11170500	61000	WAGES & SALARIES	672,523	593,268	1,758,222	2,653,982	1,421,185
11170500	61010	OVERTIME COMPENSATION	1,182	0	0	0	0
11170500	61020	HOLIDAY PAY	438	7,145	0	0	0
11170500	61200	BOARD & OTHER COMPENSATION	7,189	0	0	0	0
11170500	62000	FICA CONTRIBUTION	42,241	37,226	0	164,547	88,113
11170500	62010	MEDICARE CONTRIBUTION	9,879	8,706	0	38,483	20,607
11170500	62100	401K EMPLOYER CONTRIBUTION	8,478	8,901	0	22,379	16,753
11170500	62101	RETIREMENT CONTRIBUTIONS	24	0	0	0	0
11170500	62200	HEALTH INSURANCE PREMIUM	76,761	87,329	0	4,128	103,848
11170500	62211	PERSONNEL INSURANCE	6,772	6,159	0	14,188	10,900
TOTAL PERSONNEL			825,486	748,734	1,758,222	2,897,707	1,661,406
11170500	63000	PROFESSIONAL SERVICES	103,448	275,549	0	10,000	0
11170500	63100	REPAIR AND MAINTENANCE	17,098	10,960	0	225,000	0
11170500	63200	PERSONNEL TRAINING COSTS			0	5,000	0
11170500	63300	CLEANING SERVICES	5,068	1,660	0	1,320	0
11170500	64020	CREDIT CARD FEES	0	54	0	0	0
11170500	64040	LICENSES AND FEES	-70	3,283	0	0	0
11170500	64050	INSURANCE	259	0	0	0	0
11170500	64080	DUES AND SUBSCRIPTION	0	0	0	21,449	0
11170500	64090	COMMUNICATIONS	17,727	24,984	0	24,000	0
11170500	64100	PRINTING AND PHOTOCOPYING	31,299	16,432	0	15,000	0
11170500	64110	ADVERTISING	4,266	1,519	0	0	0
11170500	64720	RENTAL-OFFICES	118,169	128,911	0	0	0

COMMONWEALTH OF THE NORTHERN MARIANA ISLANDS

DEPARTMENT: DEPARTMENT OF FINANCE
 DIVISION: REVENUE AND TAXATION
 ORG: 11170500

ORG	OBJECT	DESCRIPTION	2022 ACTUAL	2023 ACTUAL	2024 BUDGET PL 23-09	2025 DEPARTMENT SUBMISSION	2025 GOVERNOR'S PROPOSAL
11170500	64730	RENTAL-OFFICE EQUIPMENT	0	8,055	0	0	0
11170500	64790	RENTAL-OTHERS	16,000	3,725	0	0	0
11170500	64800	TRAVEL EXPENSES	29,344	2,655	0	30,000	0
11170500	64900	OTHER SERVICES & CHARGES	5,267	1,443	0	0	0
11170500	65000	OFFICE SUPPLIES	15,421	16,962	0	30,000	0
11170500	65010	OPERATIONAL SUPPLIES	33,635	19,919	0	24,000	0
11170500	65020	FOOD ITEMS	142	26	0	0	0
11170500	65030	FUEL & LUBRICATE	412	3,813	0	20,000	0
11170500	65040	FURNITURE & FIXTURES	6,428	0	0	0	0
11170500	65900	FREIGHT & HANDLING	0	0	0	10,000	0
11170500	66000	CAPITAL ASSETS	3,324	5,600	0	0	0
11170500	66070	TECHNOLOGY EQUIP	5,291	13,563	0	25,000	0
11170500	66900	NON-CAPITAL ASSETS	3,598	0	0	0	0
11170500	69000	OTHER EXPENSES	210	0	18,085	0	0
TOTAL OTHER EXPENSES			416,335	539,113	18,085	440,769	0
11170500	64060	UTILITIES	58,363	57,207	0	52,500	0
TOTAL PERSONNEL, OTHER EXPENSES, AND UTILITIES			1,300,185	1,345,054	1,776,307	3,390,976	1,661,406
11170500	69010	PUBLIC AUDITOR 1% FEE	4,033	14,062	0	0	16,614
GRAND TOTAL			1,304,218	1,359,116	1,776,307	3,390,976	1,678,020
NUMBER OF POSITIONS			48	63	64	76	64

GENERAL FUND

Budget Year: 2025

Department: Department of Finance
Division/Activity: Revenue and Taxation
Org Code: 11170500

NOP	Job Class Code	Position	Employee	Employee Number	Personnel Status Code	Pay Grade/Step	Annual Salary	Allocation Percent	Allocation Salary	Total Fringe Benefits	Total
1	1585	DIRECTOR, REVENUE AND TAXATION	DANIEL D. ALVAREZ JR	1673	FT	PL17/1	32,918	87.50%	28,803	5,688	34,492
1	1016	ADMINISTRATIVE OFFICER II	LORNA RUTH T. SABLAN	1663	FT	PL13/3	29,857	87.50%	26,125	2,469	28,594
1	1022	ADMINISTRATIVE SPECIALIST II	SASHA A. LEON GUERRERO	1653	FT	PL09/2	23,394	87.50%	20,470	2,753	23,223
1	1063	AUDITOR III	JOLENE S. DEMAPAN	1726	FT	PL13/11	44,113	87.50%	38,599	11,641	50,239
1	1080	BUSINESS LICENSE OFFICER	PAMELA J. HALSTEAD	1545	FT	PL14/11	46,319	87.50%	40,529	7,315	47,844
1	7014	CUSTODIAL WORKER II	RUFINO O. BENIAN	1745	FT	PL02/9	23,394	87.50%	20,470	1,566	22,036
1	1577	GAMING ENFORCEMENT AGENT	VACANT POSITION (ANNOUNCED)		LT	UNG	1	87.50%	1	0	1
1	1577	GAMING ENFORCEMENT AGENT	FERNANDO B. SANTOS	1747	LT	UNG	36,000	87.50%	31,500	2,410	33,910
1	1577	GAMING ENFORCEMENT AGENT	FRANCISCO C. ADA	1572	LT	UNG	36,000	87.50%	31,500	9,554	41,054
1	9602	MANAGER E-GAMING	PATRICK MICHEAL P. SABLAN	1752	LT	UNG	40,000	87.50%	35,000	15,859	50,859
1	1445	MANAGER ENF REGULATORY BRANCH	JOHN Q. REYES	1686	FT	PL17/5	40,012	87.50%	35,010	6,794	41,804
1	1454	MANAGER TECH RES. AND APPEALS BRANCH	VACANT POSITION (ANNOUNCED)		LT	PL17/5	1	87.50%	1	0	1
1	1429	MANAGER, COMPLIANCE BRANCH	PAULINE D. KAPILEO	1539	FT	PL17/11	53,620	87.50%	46,917	13,454	60,371
1	1435	MANAGER, EXAMINATION BRANCH	MELVINA T. LITULUMAR	1654	FT	PL17/9	48,635	87.50%	42,555	9,209	51,764
1	3246	MANAGER, GEN. SUPPORT SERVICES	CANICE PATRICK M. DIAZ	1550	FT	PL18/9	51,066	87.50%	44,683	11,366	56,049
1	1419	MNGR COLLECTION & REMIT BRANCH	RICHARD F. SANTOS	1555	FT	PL17/5	40,012	87.50%	35,010	11,853	46,863
1	0352	RECORDS SPECIALIST	DEVYVEE JEEN C. CELIS	1603	FT	PL08/1	21,219	87.50%	18,567	1,420	19,987
1	0352	RECORDS SPECIALIST	ICY D. MAXIMO	4707	FT	PL08/1	21,219	87.50%	18,567	1,420	19,987
1	1589	REVENUE AGENT I	MARITES S. DONAHUE	4325	FT	PL11/9	36,292	87.50%	31,755	2,429	34,185
1	1590	REVENUE AGENT II	GERMAIN T. BERMUDES	1568	FT	PL13/3	29,857	87.50%	26,125	5,484	31,609
1	1590	REVENUE AGENT II	LAURA ANN T. DELEON GUERRERO	1685	FT	PL13/1	27,082	87.50%	23,696	2,239	25,936
1	1591	REVENUE AGENT III	NORA B. BORNILLA	1569	FT	PL15/4	34,564	87.50%	30,243	10,002	40,245
1	1591	REVENUE AGENT III	OFELIA A. PANGELINAN	1713	FT	PL15/5	36,292	87.50%	31,755	7,756	39,511
1	1591	REVENUE AGENT III	RAMONA D. BORJA	1641	FT	PL15/1	29,857	87.50%	26,125	2,469	28,594
1	1591	REVENUE AGENT III	ROSALIE R. LITULUMAR	1610	FT	PL15/5	36,292	87.50%	31,755	14,851	46,606
1	1591	REVENUE AGENT III	VERNON LEE I. MANGLONA	1668	FT	PL15/5	36,292	87.50%	31,755	2,429	34,185
1	1592	REVENUE ENFORCEMENT OFFICER I	ALEXANDER M. STANDISH	1512	FT	PL11/4	28,436	87.50%	24,881	1,903	26,785
1	1592	REVENUE ENFORCEMENT OFFICER I	DUANNE P. PANGELINAN	1704	FT	PL11/3	27,082	87.50%	23,696	2,239	25,936
1	1592	REVENUE ENFORCEMENT OFFICER I	JOHN R. MAGOFNA	1657	FT	PL11/3	27,082	87.50%	23,696	1,813	25,509
1	1587	REVENUE OFFICER I	VACANT POSITION (ANNOUNCED)				1	87.50%	1	0	1
1	1587	REVENUE OFFICER II	DELICINA T. TUDELA	1717	FT	PL13/3	29,857	87.50%	26,125	10,187	36,313
1	1587	REVENUE OFFICER II	JOANNE P. STOLE	1546	FT	PL13/4	31,350	87.50%	27,431	5,584	33,015
1	1587	REVENUE OFFICER II	JUDITH F. SANTOS	1741	FT	PL13/6	34,564	87.50%	30,243	4,068	34,311
1	1588	REVENUE OFFICER III	ESTHER ROSE C. MANGLONA	1761	FT	PL15/6	38,106	87.50%	33,343	3,156	36,494
1	1588	REVENUE OFFICER III	MARIE C. SANTOS	1703	FT	PL15/7	40,012	87.50%	35,010	2,678	37,689
1	0264	REVENUE TAX TRAINEE	ALSILYNN M. MALLENS	4639	FT	PL02/3	17,457	87.50%	15,275	1,169	16,443
1	0264	REVENUE TAX TRAINEE	ALYSSA JEAN S. PANTALEON	4641	FT	PL02/5	19,246	87.50%	16,841	1,288	18,129
1	0264	REVENUE TAX TRAINEE	ANTHONY N. TAISACAN	4620	FT	PL02/5	19,246	87.50%	16,841	1,288	18,129
1	0264	REVENUE TAX TRAINEE	EDWARD M. PINAULA	4618	FT	PL02/5	19,246	87.50%	16,841	1,288	18,129
1	0264	REVENUE TAX TRAINEE	HALIA T. TAISACAN	4627	FT	PL02/5	19,246	87.50%	16,841	1,288	18,129
1	0264	REVENUE TAX TRAINEE	MONICA A. PAGDATO	1623	LT	PL02/1	15,834	87.50%	13,855	1,060	14,915
1	0264	REVENUE TAX TRAINEE	VACANT POSITION (ANNOUNCED)		PB	PL02/3	1	87.50%	1	0	1
1	0264	REVENUE TAX TRAINEE	VACANT POSITION (ANNOUNCED)		PB	PL02/1	1	87.50%	1	0	1
1	0264	REVENUE TAX TRAINEE	VACANT POSITION (ANNOUNCED)		FT	PL07/3	1	87.50%	1	0	1
1	0264	REVENUE TAX TRAINEE	VALERIE S. ADA	4630	FT	PL02/5	19,246	87.50%	16,841	1,288	18,129

Budget Year: 2025

Department: Department of Finance
 Division/Activity: Revenue and Taxation
 Org Code: 11170500

NOP	Job Class Code	Position	Employee	Employee Number	Personnel Status Code	Pay Grade/Step	Annual Salary	Allocation Percent	Allocation Salary	Total Fringe Benefits	Total
1	0263	REVENUE TECHNICIAN I	CARMEN I. TAGABUEL	1706	FT	PL04/4	20,209	87.50%	17,683	1,353	19,035
1	0263	REVENUE TECHNICIAN I	ZAENNY A. CABRERA	1587	FT	PL04/5	21,219	87.50%	18,567	1,420	19,987
1	0262	REVENUE TECHNICIAN II	FERMINA C. TEREYAMA	1604	FT	PL05/5	22,280	87.50%	19,495	1,491	20,986
1	0261	REVENUE TECHNICIAN III	BERNARD P. KILELEMAN	1571	FT	PL07/6	25,792	87.50%	22,568	2,133	24,701
1	0261	REVENUE TECHNICIAN III	EILEEN . SANZI	1621	FT	PL07/3	22,280	87.50%	19,495	2,271	21,766
1	0261	REVENUE TECHNICIAN III	SHELLEY A. BENAVENTE	1670	FT	PL07/6	25,792	87.50%	22,568	3,035	25,603
1	1594	REVNUE ENFORCEMENT OFFICER III	KELBY B. ROYAL	1711	FT	PL15/7	40,012	87.50%	35,010	3,308	38,319
1	0271	REVNUE ENFRCEMENT TECHNCIAN II	JONATHAN D. HENSLEY	1716	FT	PL05/6	23,394	87.50%	20,470	1,566	22,036
1	0270	REVNUE ENFRCEMENT TECHNICIAN I	JOHN CRAIG A. SALAS	3152	PB	PL04/3	19,246	87.50%	16,841	1,288	18,129
1	0270	REVNUE ENFRCEMENT TECHNICIAN I	NASHLYN L. PUA	1591	FT	PL04/1	17,457	87.50%	15,275	1,169	16,443
1	0270	REVNUE ENFRCEMENT TECHNICIAN I	TERRY T. AYUYU	2419	FT	PL04/3	19,246	87.50%	16,841	1,962	18,802
1	1585	TAX DISCLOSURE OFFICER	VACANT POSITION (ANNOUNCED)		FT	PL17/1	1	87.50%	1	0	1
1	0329	TAX TECHNICIAN I	BERNA JEAN L. LOTOC	1527	FT	PL04/5	21,219	87.50%	18,567	1,420	19,987
1	0329	TAX TECHNICIAN I	ELEANOR B. AYUYU	1559	FT	PL04/4	20,209	87.50%	17,683	1,353	19,035
1	0329	TAX TECHNICIAN I	JASMIN S. PAGADUAN	1605	FT	PL04/3	19,246	87.50%	16,841	1,288	18,129
1	0329	TAX TECHNICIAN I	KIARA P. REYES	1627	FT	PL04/2	18,330	87.50%	16,039	1,227	17,266
1	0329	TAX TECHNICIAN I	VACANT POSITION (ANNOUNCED)		FT	PL04/4	1	87.50%	1	0	1
1	0330	TAX TECHNICIAN II	YVONNE M. SABLAN	1523	FT	PL05/7	24,564	87.50%	21,493	9,648	31,141
1	0331	TAX TECHNICIAN III	LEINA FELIS S. ARRIOLA	1763	FT	PL07/4	23,394	87.50%	20,470	1,566	22,036
									1,421,185	240,221	1,661,406

COMMONWEALTH OF THE NORTHERN MARIANA ISLANDS

DEPARTMENT: DEPARTMENT OF FINANCE
 DIVISION: PROCUREMENT AND SUPPLY
 ORG: 11170400

ORG	OBJECT	DESCRIPTION	2022 ACTUAL	2023 ACTUAL	2024 BUDGET PL 23-09	2025 DEPARTMENT SUBMISSION	2025 GOVERNOR'S PROPOSAL
11170400	61000	WAGES & SALARIES	188,738	127,360	408,220	587,259	328,709
11170400	61010	OVERTIME COMPENSATION	685	0	0	0	0
11170400	61020	HOLIDAY PAY	0	3,708	0	0	0
11170400	61200	BOARD & OTHER COMPENSATION	3,738	0	0	0	0
11170400	62000	FICA CONTRIBUTION	12,021	8,097	0	36,410	20,380
11170400	62010	MEDICARE CONTRIBUTION	2,811	1,893	0	8,515	4,766
11170400	62100	401K EMPLOYER CONTRIBUTION	473	459	0	1,698	743
11170400	62101	RETIREMENT CONTRIBUTIONS	12,192	7,889	0	16,494	11,028
11170400	62200	HEALTH INSURANCE PREMIUM	16,040	11,385	0	402	14,114
11170400	62211	PERSONNEL INSURANCE	2,721	1,628	0	10,571	3,407
TOTAL PERSONNEL			239,418	162,420	408,220	661,349	383,147
11170400	63100	REPAIR AND MAINTENANCE	785	145	0	3,000	0
11170400	63300	CLEANING SERVICES	3,175	1,650	0	6,000	0
11170400	64070	STORAGE AND HANDLING	5,398	0	0	0	0
11170400	64100	PRINTING & PHOTOCOPYING	0	0	0	3,000	0
11170400	64110	ADVERTISING	70	0	0	2,500	0
11170400	64800	TRAVEL	0	0	0	5,000	0
11170400	64050	INSURANCE	0	0	0	2,800	0
11170400	64090	COMMUNICATIONS	0	0	0	6,000	0
11170400	64730	RENTAL-OFFICE EQUIPMENT	0	0	0	4,000	0
11170400	65000	OFFICE SUPPLIES	0	0	0	5,000	0
11170400	65010	OPERATIONAL SUPPLIES	3,922	2,789	0	5,000	0
11170400	65030	FUEL & LUBRICATE	1,283	0	0	3,600	0

COMMONWEALTH OF THE NORTHERN MARIANA ISLANDS

DEPARTMENT: DEPARTMENT OF FINANCE
DIVISION: PROCUREMENT AND SUPPLY
ORG: 11170400

ORG	OBJECT	DESCRIPTION	2022	2023	2024	2025	2025
			ACTUAL	ACTUAL	BUDGET PL 23-09	DEPARTMENT SUBMISSION	GOVERNOR'S PROPOSAL
11170400	65040	OFFICE FURNITURE & FIXTURES	0	0	0	5,000	0
11170400	66070	TECHNOLOGY EQUIPMENT	0	0	0	3,000	0
11170400	69000	OTHER EXPENSES	0	0	4,195	0	0
TOTAL OTHER EXPENSES			14,633	4,584	4,195	53,900	0
11170400	64060	UTILITIES	0	0	0	0	0
TOTAL PERSONNEL, OTHER EXPENSES, AND UTILITIES			254,051	167,005	412,415	715,249	383,147
11170400	69010	PUBLIC AUDITOR 1% FEE	1,771	2,708	0	6,615	3,831
GRAND TOTAL			255,822	169,713	412,415	721,864	386,978
NUMBER OF POSITIONS			9	14	14	19	11

GENERAL FUND

Budget Year: 2025

Department: Department of Finance
Division/Activity: Procurement and Supply
Org Code: 11170400

NOP	Job Class Code	Position	Employee	Employee Number	Personnel Status Code	Pay Grade/Step	Annual Salary	Allocation Percent	Allocation Salary	Total Fringe Benefits	Total
1	1119	DIRECTOR	VACANT		FT	PL20/12	65,175	87.50%	57,028	4,363	61,391
1	1639	SUPPLY SPECIALIST I	DAVID RANDY R. SABLAN	1513	FT	PL09/2	23,394	87.50%	20,470	1,566	22,036
1	1639	SUPPLY SPECIALIST I	JUAN DIEGO C. CAMACHO	1547	FT	PL09/5	27,082	87.50%	23,696	9,383	33,079
1	1014	MANAGER, ADMINSTRTRIVE SERVICES	GERALDINE T. CRUZ	1648	FT	PL18/5	42,012	87.50%	36,761	3,474	40,235
1	1642	SUPPLY SPECIALIST IV	ANTHONY S. MANAHANE	1669	FT	PL15/3	32,918	87.50%	28,803	2,722	31,525
1	0002	ACCOUNT CLERK II	NIEVES PIAO . BABAUTA	5496	FT	PL03/1	16,626	87.50%	14,547	1,113	15,660
1	1037	ASST. CHIEF, PROGMT & SUPPLY	FRANCISCO C. AGUON	1538	FT	PL18/5	42,012	87.50%	36,761	14,502	51,263
1	1642	SUPPLY SPECIALIST IV	VIVIAN M. LIZAMA	1553	FT	PL15/12	51,066	87.50%	44,683	7,708	52,391
1	0318	SUPPLY TECHNICIAN I	ANTONIA F. METTAO	1565	FT	PL03/6	21,219	87.50%	18,567	5,982	24,549
1	1016	ADMINISTRATIVE OFFICER II	MELANIE T. CABRERA	5987	FT	PL13/1	27,082	87.50%	23,696	1,813	25,509
1	1641	SUPPLY SPECIALIST III	BRIAN P. REYES JR.	3930	FT	PL13/1	27,082	87.50%	23,696	1,813	25,509
11									328,709	54,438	383,146

COMMONWEALTH OF THE NORTHERN MARIANA ISLANDS

DEPARTMENT: DEPARTMENT OF FINANCE
 DIVISION: CUSTOMS SERVICES
 ORG: 11170900

ORG	OBJECT	DESCRIPTION	2022 ACTUAL	2023 ACTUAL	2024 BUDGET PL 23-09	2025 DEPARTMENT SUBMISSION	2025 GOVERNOR'S PROPOSAL
11170900	61000	WAGES & SALARIES	1,655,036	1,359,060	2,951,419	3,475,227	2,516,932
11170900	61010	OVERTIME COMPENSATION	322,999	13,848	0	0	0
11170900	61020	HOLIDAY PAY	1,274	21,992	0	0	0
11170900	61200	BOARD & OTHER COMPENSATION	24,878	0	0	0	0
11170900	62000	FICA CONTRIBUTION	124,279	87,610	0	215,464	156,050
11170900	62010	MEDICARE CONTRIBUTION	29,066	20,485	0	50,391	36,496
11170900	62100	401K EMPLOYER CONTRIBUTION	18,876	14,161	0	31,252	24,507
11170900	62200	HEALTH INSURANCE PREMIUM	235,290	180,814	0	191,141	223,897
11170900	62211	PERSONNEL INSURANCE	15,172	11,469	0	62,554	21,594
TOTAL PERSONNEL			2,426,869	1,709,438	2,951,419	4,026,029	2,979,476
11170900	63000	PROFESSIONAL SERVICES	340	451	0	0	0
11170900	63100	REPAIR AND MAINTENANCE	46,811	17,752	0	40,000	0
11170900	63200	PERSONNEL TRAINING COSTS	14,840	0	0	0	0
11170900	63300	CLEANING SERVICES	9,655	1,000	0	1,200	0
11170900	64040	LICENSES AND FEES	160	2,565	0	8,500	0
11170900	64080	DUES AND SUBSCRIPTIONS	7,171	0	0	\$8,500.00	0
11170900	64090	COMMUNICATIONS	13,815	4,252	0	18,000	0
11170900	64100	PRINTING AND PHOTOCOPYING	18,798	3,412	0	6,000	0
11170900	64110	ADVERTISING	146	1,162	0	2,500	0
11170900	64700	RENTAL-VEHICLES	11,100	1,200	0	0	0
11170900	64710	RENTAL-HOUSING	7,626	931	0	0	0
11170900	64720	RENTAL-OFFICES	52,160	56,460	0	56,400	0
11170900	64730	RENTAL-OFFICE EQUIPMENT	13,597	5,072	0	10,000	0

COMMONWEALTH OF THE NORTHERN MARIANA ISLANDS

DEPARTMENT: DEPARTMENT OF FINANCE
 DIVISION: CUSTOMS SERVICES
 ORG: 11170900

ORG	OBJECT	DESCRIPTION	2022 ACTUAL	2023 ACTUAL	2024 BUDGET PL 23-09	2025 DEPARTMENT SUBMISSION	2025 GOVERNOR'S PROPOSAL
11170900	64790	RENTAL-OTHERS	1,275	5,447	0	0	0
11170900	64800	TRAVEL EXPENSES	68,235	13,139	0	20,000	0
11170900	64900	OTHER SERVICES & CHARGES	660	130	0	3,600	0
11170900	65000	OFFICE SUPPLIES	13,342	1,088	0	15,000	0
11170900	65010	OPERATIONAL SUPPLIES	293,863	28,481	0	110,000	0
11170900	65020	FOOD ITEMS	2,390	73	0	500	0
11170900	65030	FUEL & LUBRICATE	63,707	22,092	0	85,000	0
11170900	65040	FURNITURE & FIXTURES	16,163	0	0	0	0
11170900	65700	LIVESTOCK	93,500	0	0	0	0
11170900	65900	FREIGHT AND HANDLING	46,825	0	0	0	0
11170900	66000	CAPITAL ASSETS	38,910	12,520	0	0	0
11170900	66040	MACHINERY	0	7,423	0	70,000	0
11170900	66070	TECHNOLOGY EQUIP	4,156	0	0	0	0
11170900	66900	NON-CAPITAL ASSETS	1,774	0	0	0	0
11170900	69000	OTHER EXPENSES	2,628	100	29,798	0	0
11170900	69999	MISCELLANEOUS ADJUSTMENTS	165	0	0	0	0
TOTAL OTHER EXPENSES			843,811	184,750	29,798	455,200	0
11170900	64060	UTILITIES	56,424	17,429	0	160,000	0
TOTAL PERSONNEL, OTHER EXPENSES, AND UTILITIES			3,327,105	1,911,618	2,981,217	4,641,229	2,979,476
11170900	69010	PUBLIC AUDITOR 1% FEE	799	25,977	29,812	0	29,795
GRAND TOTAL			3,327,904	1,937,595	3,011,029	4,641,229	3,009,271
NUMBER OF POSITIONS			94	101	99	111	105

GENERAL FUND

Budget Year: 2025

Department: Department of Finance
Division/Activity: Customs Services
Org Code: 11170900

NOP	Job Class Code	Position	Employee	Employee Number	Personnel Status Code	Pay Grade/Step	Annual Salary	Allocation Percent	Allocation Salary	Total Fringe Benefits	Total
1	1110	DIRECTOR CUSTOMS SERVICES	JOSE C. MAFNAS	1544	FT	PL20/11	62,071	87.50%	54,312	14,449	68,761
1	1017	ADMINISTRATIVE OFFICER III	JENISE ANN C. RIDEB	4336	FT	PL15/2	31,350	87.50%	27,431	6,077	33,509
1	4035	AGRIC QUARANTINE OFFICER I	JUAN N. KANIKI	1710	FT	PL11/5	29,857	87.50%	26,125	2,469	28,594
1	4035	AGRIC QUARANTINE OFFICER I	THOMAS T. SANTOS	1567	FT	PL11/5	29,857	87.50%	26,125	3,514	29,639
1	4026	AGRIC. QUARANTINE INSPCTOR III	FATIMA I. BORJA	1681	FT	PL08/4	24,564	87.50%	21,493	5,516	27,009
1	4024	AGRIC. QUARANTINE INSPECTOR I	JOHANNES JOHN N. MARATITA	1561	FT	PL05/4	21,219	87.50%	18,567	1,420	19,987
1	4024	AGRIC. QUARANTINE INSPECTOR I	RAYMOND P. BABAUTA	1760	FT	PL05/4	21,219	87.50%	18,567	2,163	20,730
1	4024	AGRIC. QUARANTINE INSPECTOR I	RAYNALYN PATRICE L. TAITANO	1586	FT	PL05/5	22,280	87.50%	19,495	2,271	21,766
1	4025	AGRIC. QUARANTINE INSPECTOR II	MARY ANTONETTE S. SABLAN	1709	FT	PL06/6	24,564	87.50%	21,493	2,031	23,524
1	6258	BRANCH MGR, DETECTOR DOG PGRM	JESSIE A. ATALIG	1718	FT	PL19/11	59,116	87.50%	51,726	6,957	58,683
1	8133	BUILDING MAINTENANCE MAN	WILLIAM . AYUYU	1651	FT	PL03/5	20,209	87.50%	17,683	1,671	19,354
1	0101	CUSTOMS INSPECTOR I	EDWARD CABRERA REYES JR.		PB	PL08/1	21,219	87.50%	18,567	1,420	19,987
1	0101	CUSTOMS INSPECTOR I	ALFRED S. SANTOS	1558	FT	PL08/5	25,792	87.50%	22,568	5,211	27,779
1	0101	CUSTOMS INSPECTOR I	AUREL B. MENDIOLA	1628	FT	PL08/1	21,219	87.50%	18,567	1,420	19,987
1	0101	CUSTOMS INSPECTOR I	BRYCE D. SABLAN	1638	FT	PL08/1	21,219	87.50%	18,567	1,755	20,321
1	0101	CUSTOMS INSPECTOR I	CHRISTIAN ANTHONY C. PANGELINAN	4850	FT	PL08/1	21,219	87.50%	18,567	1,420	19,987
1	0101	CUSTOMS INSPECTOR I	CHRISTIAN C. TUDELA	4173	FT	PL08/1	21,219	87.50%	18,567	4,905	23,472
1	0101	CUSTOMS INSPECTOR I	CHRISTINE KIMBERLY I. REYES	1532	FT	PL08/1	21,219	87.50%	18,567	2,497	21,064
1	0101	CUSTOMS INSPECTOR I	DAMART S. TEREGEYO	1609	FT	PL08/5	25,792	87.50%	22,568	1,726	24,294
1	0101	CUSTOMS INSPECTOR I	DERALD PETER C. ALDAN	1599	FT	PL08/5	25,792	87.50%	22,568	5,618	28,186
1	0101	CUSTOMS INSPECTOR I	DOMINIC A. PANGELINAN JR	1764	FT	PL08/1	21,219	87.50%	18,567	1,420	19,987
1	0101	CUSTOMS INSPECTOR I	DONNA G. MENDIOLA	4326	FT	PL08/1	21,219	87.50%	18,567	4,905	23,472
1	0101	CUSTOMS INSPECTOR I	ELDEN M. SABLAN	1643	FT	PL08/3	23,394	87.50%	20,470	1,566	22,036
1	0101	CUSTOMS INSPECTOR I	ESPERANZA L. SANTOS	1636	FT	PL08/1	21,219	87.50%	18,567	1,755	20,321
1	0101	CUSTOMS INSPECTOR I	ETHAN BREL P. YOBECH	1620	FT	PL08/5	25,792	87.50%	22,568	1,726	24,294
1	0101	CUSTOMS INSPECTOR I	FRANKLIN V. SABLAN	1724	FT	PL08/4	24,564	87.50%	21,493	5,129	26,623
1	0101	CUSTOMS INSPECTOR I	FREDERICK R. ENCABO	1613	FT	PL08/2	22,280	87.50%	19,495	1,491	20,986
1	0101	CUSTOMS INSPECTOR I	GABRIELLE P. COLOMA	4004	FT	PL08/1	21,219	87.50%	18,567	1,420	19,987
1	0101	CUSTOMS INSPECTOR I	JATHAN DION A. BABAUTA	1639	FT	PL08/1	21,219	87.50%	18,567	1,420	19,987
1	0101	CUSTOMS INSPECTOR I	JESSICA C. DELEON GUERRERO	1597	FT	PL08/4	24,564	87.50%	21,493	1,644	23,137
1	0101	CUSTOMS INSPECTOR I	JESUS T. IGUEL	1557	FT	PL08/4	24,564	87.50%	21,493	1,644	23,137
1	0101	CUSTOMS INSPECTOR I	JUDE RUSSELL M. TENGCO	4517	FT	PL08/1	21,219	87.50%	18,567	2,163	20,730
1	0101	CUSTOMS INSPECTOR I	JULIO K. CRUZ	1579	FT	PL08/5	25,792	87.50%	22,568	6,114	28,682
1	0101	CUSTOMS INSPECTOR I	KANE ALEXANDER P. YBANEZ	1515	FT	PL08/1	21,219	87.50%	18,567	1,420	19,987
1	0101	CUSTOMS INSPECTOR I	KAYLA NATASHA T. SANTOS	1575	FT	PL08/2	22,280	87.50%	19,495	2,622	22,117
1	0101	CUSTOMS INSPECTOR I	KELVIN F. SABLAN	1600	FT	PL08/5	25,792	87.50%	22,568	2,629	25,197
1	0101	CUSTOMS INSPECTOR I	KRISTEN P. PANGELINAN	1595	FT	PL08/4	24,564	87.50%	21,493	5,129	26,623
1	0101	CUSTOMS INSPECTOR I	LUIS JAVIN C. DIAZ	1598	FT	PL08/5	25,792	87.50%	22,568	1,726	24,294
1	0101	CUSTOMS INSPECTOR I	MARISA AUDREY C. LIZAMA	3886	FT	PL08/1	21,219	87.50%	18,567	1,420	19,987
1	0101	CUSTOMS INSPECTOR I	MARK A. MANALUZ	1535	FT	PL08/5	25,792	87.50%	22,568	1,726	24,294
1	0101	CUSTOMS INSPECTOR I	MARK L. TUAN-IAM	1608	FT	PL08/4	24,564	87.50%	21,493	1,644	23,137
1	0101	CUSTOMS INSPECTOR I	MCKNOX A. MABEL	1563	FT	PL08/4	24,564	87.50%	21,493	1,644	23,137
1	0101	CUSTOMS INSPECTOR I	MIDORI I. ADELBAI	4533	FT	PL08/1	21,219	87.50%	18,567	1,420	19,987
1	0101	CUSTOMS INSPECTOR I	NAMIKO O. KAPILEO	1622	FT	PL08/1	21,219	87.50%	18,567	1,420	19,987
1	0101	CUSTOMS INSPECTOR I	NEMESIANNNE G. REYES	1615	FT	PL08/5	25,792	87.50%	22,568	8,870	31,438
1	0101	CUSTOMS INSPECTOR I	NOAH B. CAMACHO	2190	FT	PL08/1	21,219	87.50%	18,567	1,420	19,987

Budget Year: 2025

Department: Department of Finance
 Division/Activity: Customs Services
 Org Code: 11170900

NOP	Job Class Code	Position	Employee	Employee Number	Personnel Status Code	Pay Grade/Step	Annual Salary	Allocation Percent	Allocation Salary	Total Fringe Benefits	Total
1	0101	CUSTOMS INSPECTOR I	OWEN J. TAGABUEL	1734	FT	PL08/3	23,394	87.50%	20,470	12,717	33,187
1	0101	CUSTOMS INSPECTOR I	PAUL MARK T. ACEBEDO	5862	FT	PL08/1	21,219	87.50%	18,567	1,420	19,987
1	0101	CUSTOMS INSPECTOR I	PAUL R. QUIZON	1584	FT	PL08/4	24,564	87.50%	21,493	1,644	23,137
1	0101	CUSTOMS INSPECTOR I	RAMON H. BORJA JR	1582	FT	PL08/3	23,394	87.50%	20,470	1,934	22,404
1	0101	CUSTOMS INSPECTOR I	RAYMOND PETER D. CABRERA	6118	PB	PL08/1	21,219	87.50%	18,567	1,420	19,987
1	0101	CUSTOMS INSPECTOR I	ROMAN A. CABRERA III	4580	FT	PL08/1	21,219	87.50%	18,567	1,420	19,987
1	0101	CUSTOMS INSPECTOR I	SHAUN A. BABAUTA	1645	FT	PL08/3	23,394	87.50%	20,470	2,753	23,223
1	0101	CUSTOMS INSPECTOR I	SHOTA N. CASTRO	1588	FT	PL08/4	24,564	87.50%	21,493	1,644	23,137
1	0101	CUSTOMS INSPECTOR I	STEVEN G. CASTRO		PB	PL08/1	21,219	87.50%	18,567	1,420	19,987
1	0101	CUSTOMS INSPECTOR I	TINDIN L. LEON GUERRERO	1632	FT	PL08/1	21,219	87.50%	18,567	1,420	19,987
1	0101	CUSTOMS INSPECTOR I	UCHELBIL E. OITERONG	4107	FT	PL08/1	21,219	87.50%	18,567	1,420	19,987
1	0101	CUSTOMS INSPECTOR I	VICENTE JUAN M. PANGELINAN	1928	FT	PL08/1	21,219	87.50%	18,567	4,905	23,472
1	0101	CUSTOMS INSPECTOR I	WESLEY L. EMUL	1611	FT	PL08/5	25,792	87.50%	22,568	1,726	24,294
1	0101	CUSTOMS INSPECTOR I	WILANI . SIKYANG	1589	FT	PL08/5	25,792	87.50%	22,568	6,520	29,088
1	0101	CUSTOMS INSPECTOR I	FRANKLIN MATHEW K. LIZAMA		FT	PL08/1	21,219	87.50%	18,567	1,420	19,987
1	0102	CUSTOMS INSPECTOR II	DON ANTHONY F. TEREGEYO JR	1556	FT	PL10/5	28,436	87.50%	24,881	13,502	38,383
1	0102	CUSTOMS INSPECTOR II	JOSHUA C. MAFNAS	1533	FT	PL10/5	28,436	87.50%	24,881	6,832	31,713
1	0102	CUSTOMS INSPECTOR II	JUAN Q.I. INOS	1602	FT	PL10/5	28,436	87.50%	24,881	6,384	31,265
1	0102	CUSTOMS INSPECTOR II	LUSHAWNN JOSEPH A. REYES	1720	FT	PL10/5	28,436	87.50%	24,881	1,903	26,785
1	0102	CUSTOMS INSPECTOR II	NACRINA ANN B. KAIPAT	1652	FT	PL10/5	28,436	87.50%	24,881	2,351	27,232
1	0102	CUSTOMS INSPECTOR II	RAMONA M. MAGOFNA	1715	FT	PL10/5	28,436	87.50%	24,881	9,495	34,376
1	0102	CUSTOMS INSPECTOR II	RITA L. BLAS	1693	FT	PL10/5	28,436	87.50%	24,881	3,347	28,228
1	0102	CUSTOMS INSPECTOR II	RYAN B. KIKKU	1526	FT	PL10/5	28,436	87.50%	24,881	13,054	37,935
1	0103	CUSTOMS INSPECTOR III	CHERYLMOANA MARIE T. AGUON	1529	FT	PL12/5	31,350	87.50%	27,431	14,840	42,272
1	0103	CUSTOMS INSPECTOR III	JAMES F. SANTOS	1554	FT	PL12/5	31,350	87.50%	27,431	2,592	30,024
1	0103	CUSTOMS INSPECTOR III	JOEL JOSHUA C. TUDELA	1727	FT	PL12/5	31,350	87.50%	27,431	13,743	41,175
1	0103	CUSTOMS INSPECTOR III	JOEY ROQUE C. SONGAO	1525	FT	PL12/5	31,350	87.50%	27,431	13,743	41,175
1	0103	CUSTOMS INSPECTOR III	JOSEPH JASON P. MUNA	1700	FT	PL12/5	31,350	87.50%	27,431	2,592	30,024
1	0103	CUSTOMS INSPECTOR III	JOSEPH L. PANGELINAN	1759	FT	PL12/5	31,350	87.50%	27,431	2,592	30,024
1	0103	CUSTOMS INSPECTOR III	MAYNARD GLENN D. REYES	1740	FT	PL12/5	31,350	87.50%	27,431	2,099	29,530
1	0103	CUSTOMS INSPECTOR III	MICHAEL ALFRED N. PANGELINAN	1592	FT	PL12/4	29,857	87.50%	26,125	1,999	28,124
1	0103	CUSTOMS INSPECTOR III	VICKY MICHELLE C. TAITANO	1719	FT	PL12/5	31,350	87.50%	27,431	14,840	42,272
1	0103	CUSTOMS INSPECTOR III	YAN CHE . MAGOFNA	1619	FT	PL12/4	29,857	87.50%	26,125	2,469	28,594
1	0103	CUSTOMS INSPECTOR III	YOLANDA B. RABAULIMAN	1743	FT	PL12/5	31,350	87.50%	27,431	7,175	34,606
1	1160	CUSTOMS OFFICER I (W-4)	BENJAMIN C. TESIRO	1699	FT	PL15/5	36,292	87.50%	31,755	15,422	47,177
1	1160	CUSTOMS OFFICER I (W-4)	BENUSTO L. PITEG	1649	FT	PL15/3	32,918	87.50%	28,803	2,203	31,006
1	1160	CUSTOMS OFFICER I (W-4)	ISADORA LYNN C. SAKISAT	1736	FT	PL15/5	36,292	87.50%	31,755	11,415	43,170
1	1160	CUSTOMS OFFICER I (W-4)	RITA MAE S. CABRERA	1750	FT	PL15/4	34,564	87.50%	30,243	10,002	40,245
1	1161	CUSTOMS OFFICER II (2ND LT.)	JOAQUIN P. CEPEDA	1684	FT	PL17/5	40,012	87.50%	35,010	3,308	38,319
1	1161	CUSTOMS OFFICER II (2ND LT.)	MARTHA L. TEREGEYO	1683	FT	PL17/4	38,106	87.50%	33,343	3,151	36,494
1	1161	CUSTOMS OFFICER II (2ND LT.)	RAYMOND C. CEPEDA	1756	FT	PL17/3	36,292	87.50%	31,755	2,429	34,185
1	1162	CUSTOMS OFFICER III (CSTM LT.)	RAYMOND M. RENGUUL	1690	FT	PL18/7	46,319	87.50%	40,529	7,315	47,844
1	1162	CUSTOMS OFFICER III (CSTM LT.)	ROBERT P. REYES	1701	FT	PL18/8	48,635	87.50%	42,555	15,172	57,728
1	0091	CUSTOMS TRAINEE	ALVONNY JOSEPH PETER N. CEPEDA	5959	PB	PL04/1	17,457	87.50%	15,275	1,169	16,443
1	0091	CUSTOMS TRAINEE	DARREN JAKE CAMACHO BASTO		PB	PL04/1	17,457	87.50%	15,275	1,169	16,443
1	0091	CUSTOMS TRAINEE	JANE ANNE G. CRANEY	5985	PB	PL04/1	17,457	87.50%	15,275	1,169	16,443
1	0091	CUSTOMS TRAINEE	JOE W. MILLER	6119	PB	PL04/1	17,457	87.50%	15,275	1,169	16,443

GENERAL FUND

Budget Year: 2025

Department: Department of Finance
Division/Activity: Customs Services
Org Code: 11170900

NOP	Job Class Code	Position	Employee	Employee Number	Personnel Status Code	Pay Grade/Step	Annual Salary	Allocation Percent	Allocation Salary	Total Fringe Benefits	Total
1	0091	CUSTOMS TRAINEE	NATHAN ULTILONG ASANUMA		PB	PL04/1	17,457	87.50%	15,275	1,169	16,443
1	0091	CUSTOMS TRAINEE	SHAUN CHRISTOPHER F. IGUEL	4045	PB	PL04/1	17,457	87.50%	15,275	1,169	16,443
1	6251	DETECTOR DOG SPECIALIST I	HARRY T. NAKAMURA JR	1581	FT	PL09/4	25,792	87.50%	22,568	5,211	27,779
1	6251	DETECTOR DOG SPECIALIST I	MAELYN C. NAPUTI	1614	FT	PL09/4	25,792	87.50%	22,568	8,870	31,438
1	6251	DETECTOR DOG SPECIALIST I	MARK G. PALACIOS	1629	FT	PL09/5	27,082	87.50%	23,696	1,813	25,509
1	6251	DETECTOR DOG SPECIALIST I	NOKKI L. SARALU	1573	FT	PL09/2	23,394	87.50%	20,470	5,419	25,889
1	6251	DETECTOR DOG SPECIALIST I	ZACHARY B. SASAMOTO	1607	FT	PL09/5	27,082	87.50%	23,696	8,957	32,653
1	6253	DETECTOR DOG SPECIALIST III	SHAWN A. DELA CRUZ	1753	FT	PL13/4	31,350	87.50%	27,431	9,736	37,167
1	1151	MANAGER, CUSTOMS BRANCH	DEWAYNE TED C. JOHNSON	1725	FT	PL19/5	44,113	87.50%	38,599	5,192	43,790
1	1151	MANAGER, CUSTOMS BRANCH	FRANCINE Q. NEKAI	1721	FT	PL19/5	44,113	87.50%	38,599	12,335	50,934
1	1151	MANAGER, CUSTOMS BRANCH	MARVIN P. SABLAN	1660	FT	PL19/11	59,116	87.50%	51,726	4,888	56,614
1	9699	SA FOR TRAINING ON CE&BP	JAMES C. DELEON GUERRERO	1702	ES	UNG	50,000	87.50%	43,750	3,347	47,097
105									2,516,932	462,544	2,979,476

COMMONWEALTH OF THE NORTHERN MARIANA ISLANDS

DEPARTMENT: DEPARTMENT OF FINANCE
 DIVISION: OFFICE OF INFORMATION TECHNOLOGY
 ORG: 11170200

ORG	OBJECT	DESCRIPTION	2022 ACTUAL	2023 ACTUAL	2024 BUDGET PL 23-09	2025 DEPARTMENT SUBMISSION	2025 GOVERNOR'S PROPOSAL
11170200	61000	WAGES & SALARIES	186,854	166,150	513,313	718,020	406,786
11170200	61010	OVERTIME COMPENSATION	3,869	0	0	0	0
11170200	61020	HOLIDAY PAY	0	1,926	0	0	0
11170200	62000	FICA CONTRIBUTION	11,825	10,421	0	44,517	25,221
11170200	62010	MEDICARE CONTRIBUTION	2,765	2,437	0	10,411	5,898
11170200	62100	401K EMPLOYER CONTRIBUTION	1,635	1,106	0	0	0
11170200	62200	HEALTH INSURANCE PREMIUM	18,977	16,420	0	1,157	21,606
11170200	62210	LIFE INSURANCE CONTRIBUTIONS	0	0	0	9,395	0
11170200	62211	PERSONNEL INSURANCE	283	314	0	0	1,013
TOTAL PERSONNEL			226,209	198,775	513,313	783,500	460,524
11170200	63000	PROFESSIONAL SERVICES	63,900	82,275	0	0	0
11170200	63100	REPAIR AND MAINTENANCE	52,532	40,209	0	510,205	0
11170200	63200	PERSONNEL TRAINING COSTS			0	60,000	0
11170200	63300	CLEANING SERVICES	0	75	0	0	0
11170200	64040	LICENSES AND FEES	0	11,880	0	0	0
11170200	64041	LICENSES AND FEES TECHNOLOGY			0	713,486	0
11170200	64080	DUES AND SUBSCRIPTIONS	0	2,152	0	63,000	0
11170200	64090	COMMUNICATIONS	0	1,364	0	105,000	0
11170200	64110	ADVERTISING	425	146	0	10,000	0
11170200	65000	OFFICE SUPPLIES	0	145	0	10,000	0
11170200	65010	OPERATIONAL SUPPLIES	3,771	520	0	12,204	0
11170200	65030	FUEL & LUBRICATE	614	614	0	120,000	0
11170200	66070	TECHNOLOGY EQUIP	54,319	13,740	0	0	0

COMMONWEALTH OF THE NORTHERN MARIANA ISLANDS

DEPARTMENT: DEPARTMENT OF FINANCE
 DIVISION: OFFICE OF INFORMATION TECHNOLOGY
 ORG: 11170200

ORG	OBJECT	DESCRIPTION	2022 ACTUAL	2023 ACTUAL	2024 BUDGET PL 23-09	2025 DEPARTMENT SUBMISSION	2025 GOVERNOR'S PROPOSAL
11170200	66900	NON-CAPITAL ASSETS	82,327	1,949	0	0	0
11170200	69000	OTHER EXPENSES	0	0	5,279	0	0
TOTAL OTHER EXPENSES			257,888	155,069	5,279	1,603,895	0
11170200	64060	UTILITIES	0	0	0	0	0
TOTAL PERSONNEL, OTHER EXPENSES, AND UTILITIES			484,096	353,844	518,592	2,387,395	460,524
11170200	69010	PUBLIC AUDITOR 1% FEE	5,404	4,256	0	0	4,605
GRAND TOTAL			489,500	358,100	518,592	2,387,395	465,129
NUMBER OF POSITIONS			9	15	15	19	13

GENERAL FUND

Budget Year: 2025

Department: Department of Finance
Division/Activity: Office of Information Technology
Org Code: 11170200

NOP	Job Class Code	Position	Employee	Employee Number	Personnel Status Code	Pay Grade/Step	Annual Salary	Allocation Percent	Allocation Salary	Total Fringe Benefits	Total
1	9338	CHIEF INFORMATION OFFICER	JOSEPH O. TORRES	1762	ES	UNG	80,000	87.50%	70,000	8,840	78,840
1	1683	COMPUTER PROGRAMMER I	DONNA M. ADA	1594	FT	PL13/8	38,106	87.50%	33,343	2,551	35,894
1	1684	COMPUTER PROGRAMMER TRAINEE	JOSTAN T. INOKE	4349	PA	PL10/5	28,436	87.50%	24,881	5,388	30,270
1	1113	DIRECTOR ELECTRONIC DATA PROCE	FRANK JOHN C. CELIS	1510	FT	PL20/9	56,301	87.50%	49,263	14,920	64,183
1	0069	COMPUTER OPERATOR III	JOAQUINA RAFAELA . BABAUTA	1650	FT	PL06/4	22,280	87.50%	19,495	1,491	20,986
1	1021	ADMINISTRATIVE SPECIALIST I	ROXIE TULEVA S. TEREGEYO	1520	FT	PL07/5	24,564	87.50%	21,493	1,644	23,137
1	0069	COMPUTER OPERATOR III	JOSEPH-SHAUN C. SANTOS	1518	FT	PL06/4	22,280	87.50%	19,495	1,842	21,337
1	1685	SYSTEMS ADMINISTRATOR	XERXES W. MANGARERO	1480	FT	PL18/5	42,012	87.50%	36,761	3,474	40,235
1	1680	MANAGER, PROGRAMMER	FRANCIS DARRELL Q. TOMOKANE	1675	FT	PL20/3	42,012	87.50%	36,761	2,812	39,573
1	1149	COMPUTER SPECIALIST I	ALVIN K. FITIAL	1322	FT	PL12/5	31,350	87.50%	27,431	2,099	29,530
1	1684	COMPUTER PROGRAMMER TRAINEE	DUSTIN JESSE M. PALACIOS	4451	PA	PL10/1	23,394	87.50%	20,470	5,051	25,521
1	1684	COMPUTER PROGRAMMER TRAINEE	HENRY Z. CEPEDA	1574	FT	PL10/4	27,082	87.50%	23,696	1,813	25,509
1	1684	COMPUTER PROGRAMMER TRAINEE	ZACHARY P. BABAUTA	2875	FT	PL10/4	27,082	87.50%	23,696	1,813	25,509
13									406,786	53,738	460,524

COMMONWEALTH OF THE NORTHERN MARIANA ISLANDS

DEPARTMENT: DEPARTMENT OF FINANCE
DIVISION: PASSPORT OFFICE
ORG: 11171000

ORG	OBJECT	DESCRIPTION	2022 ACTUAL	2023 ACTUAL	2024 BUDGET PL 23-09	2025 DEPARTMENT SUBMISSION	2025 GOVERNOR'S PROPOSAL
11171000	61000	WAGES & SALARIES	56,424	33,008	58,538	111,490	78,348
11171000	61010	OVERTIME COMPENSATION	0	123	0	0	0
11171000	61020	HOLIDAY PAY	0	830	0	0	0
11171000	62000	FICA CONTRIBUTION	3,498	2,106	0	6,912	4,858
11171000	62010	MEDICARE CONTRIBUTION	818	492	0	1,617	1,136
11171000	62200	HEALTH INSURANCE PREMIUM	0	0	0	124	0
11171000	62211	PERSONNEL INSURANCE	408	232	0	2,007	0
TOTAL PERSONNEL			61,148	36,789	58,538	122,150	84,342
11171000	63100	REPAIR AND MAINTENANCE	0	50	0	0	0
11171000	63300	CLEANING SERVICES	220	1,200	0	0	0
11171000	64090	COMMUNICATIONS	821	403	0	8,000	0
11171000	64100	PRINTING AND PHOTOCOPYING	0	180	0	5,000	0
11171000	64790	RENTAL-OTHERS	0	0	0	8,000	0
11171000	64800	TRAVEL EXPENSES	1,672	1,210	0	10,000	0
11171000	65000	OFFICE SUPPLIES	476	283	0	6,000	0
11171000	65010	OPERATIONAL SUPPLIES	2,403	1,366	0	7,000	0
11171000	65030	FUEL & LUBRICATE	0	0	0	3,000	0
11171000	65040	OFFICE FURNITURE AND FIXTURES	0	0	0	5,000	0
11171000	65900	FREIGHT AND HANDLING	4,557	1,325	0	6,500	0
11171000	66070	TECHNOLOGY EQUIP	950	0	0	10,000	0
11171000	69000	OTHER EXPENSES	0	92	602	0	0
TOTAL OTHER EXPENSES			11,099	6,110	602	68,500	0

COMMONWEALTH OF THE NORTHERN MARIANA ISLANDS

DEPARTMENT: DEPARTMENT OF FINANCE
DIVISION: PASSPORT OFFICE
ORG: 11171000

ORG	OBJECT	DESCRIPTION	2022 ACTUAL	2023 ACTUAL	2024 BUDGET PL 23-09	2025 DEPARTMENT SUBMISSION	2025 GOVERNOR'S PROPOSAL
11171000	64060	UTILITIES	0	0	0	6,000	0
TOTAL PERSONNEL, OTHER EXPENSES, AND UTILITIES			72,247	42,899	59,140	196,650	84,342
11171000	69010	PUBLIC AUDITOR 1% FEE	2,111	370	591	0	843
GRAND TOTAL			74,358	43,269	59,731	196,650	85,185
NUMBER OF POSITIONS			4	3	3	4	3

GENERAL FUND

Budget Year: 2025

Department: Department of Finance
Division/Activity: Passport Office
Org Code: 11171000

NOP	Job Class Code	Position	Employee	Employee Number	Personnel Status Code	Pay Grade/Step	Annual Salary	Allocation Percent	Allocation Salary	Total Fringe Benefits	Total
1	1001	ACCOUNTANT I	GUADALUPE MARIA C. SANTOS	1616	FT	PL10/1	23,394	87.50%	20,470	1,566	22,036
1	1016	PASSPORT MANAGER	JESSIELYNN T. QUITANO	1758	FT		51,066	87.50%	44,683	3,418	48,101
1	0001	ACCOUNT CLERK I	LEISCHENG TIP K. IGISAIAR	4530	PA	PL01/1	15,080	87.50%	13,195	1,009	14,204
3									78,348	5,994	84,341

COMMONWEALTH OF THE NORTHERN MARIANA ISLANDS

DEPARTMENT: DEPARTMENT OF LABOR

DIVISION: SECRETARY OF LABOR

ORG: 11180100

ORG	OBJECT	DESCRIPTION	2022 ACTUAL	2023 ACTUAL	2024 BUDGET PL 23-09	2025 DEPARTMENT SUBMISSION	2025 GOVERNOR'S PROPOSAL
11180100	61000	WAGES & SALARIES	37,538	77,178	174,628	188,343	155,500
11180100	61010	OVERTIME COMPENSATION	631	0	0	0	0
11180100	61020	HOLIDAY PAY	68	1,363	0	0	0
11180100	62000	FICA CONTRIBUTION	2,667	4,869	0	11,677	9,641
11180100	62010	MEDICARE CONTRIBUTION	624	1,139	0	2,731	2,255
11180100	62100	401K EMPLOYER CONTRIBUTION	423	1,281	0	0	3,198
11180100	62101	RETIREMENT CONTRIBUTIONS	333	0	0	0	0
11180100	62200	HEALTH INSURANCE PREMIUM	4,539	13,717	0	10,903	18,221
11180100	62211	PERSONNEL INSURANCE	484	754	0	3,390	1,507
TOTAL PERSONNEL			47,306	100,302	174,628	217,044	190,322
11180100	63000	PROFESSIONAL SERVICES	0	0	0	12,600	0
11180100	63100	REPAIR AND MAINTENANCE	0	0	0	12,000	0
11180100	63200	PERSONNEL TRAINING COSTS	0	0	0	8,000	0
11180100	63300	CLEANING SERVICES	0	0	0	29,700	0
11180100	64080	DUES AND SUBSCRIPTIONS	648	0	0	2,300	0
11180100	64090	COMMUNICATIONS	5,476	0	0	70,000	0
11180100	64100	PRINTING AND PHOTOCOPYING	2,946	0	0	600	0
11180100	64110	ADVERTISING	0	0	0	2,400	0
11180100	64800	TRAVEL EXPENSES	0	0	0	3,000	0
11180100	65000	OFFICE SUPPLIES	0	0	0	5,000	0
11180100	65010	OPERATIONAL SUPPLIES	660	0	0	6,000	0
11180100	65030	FUEL & LUBRICATE	0	0	0	2,400	0
11180100	65900	FREIGHT AND HANDLING	2,624	0	0	500	0

COMMONWEALTH OF THE NORTHERN MARIANA ISLANDS

DEPARTMENT: DEPARTMENT OF LABOR

DIVISION: SECRETARY OF LABOR

ORG: 11180100

ORG	OBJECT	DESCRIPTION	2022 ACTUAL	2023 ACTUAL	2024 BUDGET PL 23-09	2025 DEPARTMENT SUBMISSION	2025 GOVERNOR'S PROPOSAL
11180100	69000	OTHER EXPENSES	0	0	1,796	0	0
TOTAL OTHER EXPENSES			12,354	0	1,796	154,500	0
11180100	64060	UTILITIES	0	0	0	72,000	0
TOTAL PERSONNEL, OTHER EXPENSES, AND UTILITIES			59,660	100,302	176,424	443,544	190,322
11180100	69010	PUBLIC AUDITOR 1% FEE	1,247	1,628	0	4,435	1,903
GRAND TOTAL			60,907	101,930	176,424	447,979	192,225
NUMBER OF POSITIONS			4	4	4	4	4

Budget Year: 2025

Department: Department of Labor
Division/Activity: Secretary of Labor
Org Code: 11180100

NOP	Job Class Code	Position	Employee	Employee Number	Personnel Status Code	Pay Grade/Step	Annual Salary	Allocation Percent	Allocation Salary	Total Fringe Benefits	Total
1	9184	SECRETARY OF LABOR	LEILA HAVEIA F. STAFFLER	2898	AP	UNG	54,000	80%	43,200	14,731	57,931
1	1016	ADMINISTRATIVE OFFICER II	PATRICIA D. CAMACHO	2114	FT	PL13/9	40,012	87.50%	35,010	2,678	37,689
1	1016	ADMINISTRATIVE OFFICER II	RIOLANTE S. MOSTALES	2242	FT	PL13/12	46,319	87.50%	40,529	10,081	50,610
1	0147	EXECUTIVE SECRETARY	MARIA LEE L. TARROZA	2279	FT	PL14/9	42,012	87.50%	36,761	7,332	44,093
4									155,500	34,822	190,322

COMMONWEALTH OF THE NORTHERN MARIANA ISLANDS

DEPARTMENT: DEPARTMENT OF LABOR
DIVISION: ADMINISTRATIVE HEARING OFFICE
ORG: 11180400

ORG	OBJECT	DESCRIPTION	2022 ACTUAL	2023 ACTUAL	2024 BUDGET PL 23-09	2025 DEPARTMENT SUBMISSION	2025 GOVERNOR'S PROPOSAL
11180400	61000	WAGES & SALARIES	38,420	46,157	195,133	209,857	74,375
11180400	61020	HOLIDAY PAY	0	649	0	0	0
11180400	61200	BOARD & OTHER COMPENSATION	49	0	0	0	0
11180400	62000	FICA CONTRIBUTION	2,385	2,902	0	13,011	4,611
11180400	62010	MEDICARE CONTRIBUTION	558	679	0	3,043	1,078
11180400	62100	401K EMPLOYER CONTRIBUTION	1,179	1,980	0	0	2,975
11180400	62200	HEALTH INSURANCE PREMIUM	1,096	1,773	0	8,313	3,049
11180400	62211	PERSONNEL INSURANCE	0	0	0	3,777	0
TOTAL PERSONNEL			43,687	54,140	195,133	238,001	86,088
11180400	63000	PROFESSIONAL SERVICES	0	0	0	6,500	0
11180400	63200	PERSONNEL TRAINING COSTS	0	0	0	2,500	0
11180400	64080	DUES AND SUBSCRIPTIONS	0	0	0	1,500	0
11180400	64090	COMMUNICATIONS	0	0	0	200	0
11180400	69000	OTHER EXPENSES	0	0	2,007	0	0
TOTAL OTHER EXPENSES			0	0	2,007	10,700	0
11180400	64060	UTILITIES	0	0	0	0	0
TOTAL PERSONNEL, OTHER EXPENSES, AND UTILITIES			43,687	54,140	197,140	248,701	86,088
11180400	69010	PUBLIC AUDITOR 1% FEE	900	1,259	0	2,487	861
GRAND TOTAL			44,587	55,398	197,140	251,188	86,949
NUMBER OF POSITIONS			3	2	2	3	1

Budget Year: 2025

Department: Department of Labor
Division/Activity: Administrative Hearing Office
Org Code: 11180400

NOP	Job Class Code	Position	Employee	Employee Number	Personnel Status Code	Pay Grade/Step	Annual Salary	Allocation Percent	Allocation Salary	Total Fringe Benefits	Total
1	1764	CHIEF ADMIN. HEARING OFFICER	JACQUELINE A. NICOLAS	2293	ES	UNG	85,000	87.50%	74,375	11,714	86,089
1									74,375	11,714	86,089

COMMONWEALTH OF THE NORTHERN MARIANA ISLANDS

DEPARTMENT: DEPARTMENT OF LABOR

DIVISION: EMPLOYMENT SERVICES

ORG: 11180500

ORG	OBJECT	DESCRIPTION	2022 ACTUAL	2023 ACTUAL	2024 BUDGET PL 23-09	2025 DEPARTMENT SUBMISSION	2025 GOVERNOR'S PROPOSAL
11180500	61000	WAGES & SALARIES	199,118	114,994	274,559	274,249	235,153
11180500	61010	OVERTIME COMPENSATION	-451	9	0	0	0
11180500	61020	HOLIDAY PAY	0	1,937	0	0	0
11180500	61200	BOARD & OTHER COMPENSATION	1,170	0	0	0	0
11180500	62000	FICA CONTRIBUTION	12,391	7,223	0	17,003	14,579
11180500	62010	MEDICARE CONTRIBUTION	2,898	1,688	0	3,977	3,410
11180500	62100	401K EMPLOYER CONTRIBUTION	530	-683	0	1,137	948
11180500	62101	RETIREMENT CONTRIBUTIONS	10,913	9,206	0	19,094	13,405
11180500	62200	HEALTH INSURANCE PREMIUM	6,833	2,036	0	0	0
11180500	62211	PERSONNEL INSURANCE	1,851	1,515	0	4,936	3,094
TOTAL PERSONNEL			235,252	137,924	274,559	320,396	270,589
11180500	63100	REPAIR AND MAINTENANCE	0	0	0	3,289	0
11180500	65040	FURNITURE & FIXTURES	0	0	0	2,474	0
11180500	66070	TECHNOLOGY EQUIP	0	0	0	5,909	0
11180500	69000	OTHER EXPENSES	0	0	2,819	0	0
TOTAL OTHER EXPENSES			0	0	2,819	11,672	0
11180500	64060	UTILITIES	0	0	0	0	0
TOTAL PERSONNEL, OTHER EXPENSES, AND UTILITIES			235,252	137,924	277,378	332,068	270,589
11180500	69010	PUBLIC AUDITOR 1% FEE	1,568	2,738	0	3,321	2,706
GRAND TOTAL			236,819	140,662	277,378	335,389	273,295

COMMONWEALTH OF THE NORTHERN MARIANA ISLANDS

DEPARTMENT: DEPARTMENT OF LABOR

DIVISION: EMPLOYMENT SERVICES

ORG: 11180500

ORG	OBJECT	DESCRIPTION	2022 ACTUAL	2023 ACTUAL	2024 BUDGET PL 23-09	2025 DEPARTMENT SUBMISSION	2025 GOVERNOR'S PROPOSAL
		NUMBER OF POSITIONS	10	9	9	8	8

Budget Year: 2025

Department: Department of Labor
Division/Activity: Employment Services
Org Code: 11180500

NOP	Job Class Code	Position	Employee	Employee Number	Personnel Status Code	Pay Grade/Step	Annual Salary	Allocation Percent	Allocation Salary	Total Fringe Benefits	Total
1	1115	DIRECTOR EMPLOYMENT SERVICES	EUGENE A. TEBUTEB	2272	FT	PL18/9	51,066	87.50%	44,683	3,418	48,101
1	1290	JOB PLACEMENT ASSISTANT	OLINKA T. CABRERA	2086	FT	PL09/4	25,792	87.50%	22,568	2,133	24,701
1	1291	JOB PLACEMENT OFFICER	ALICIA B. AGULTO	2120	FT	PL13/6	34,564	87.50%	30,243	2,858	33,101
1	1291	JOB PLACEMENT OFFICER	MANASES I. IGUEL	2219	FT	PL13/6	34,564	87.50%	30,243	2,858	33,101
1	0210	LABOR CERTFCATION TECH I	LABIAN MARIE G. MUNA	2162	FT	PL04/5	21,219	87.50%	18,567	1,420	19,987
1	1315	LABOR CERTIFICATION SUPERVISOR	JAMES M. ULLOA	2095	FT	PL15/12	51,066	87.50%	44,683	17,627	62,310
1	1320	LABOR CERTIFICATION WORKER I	DENNIS D. CABRERA	2265	FT	PL08/6	27,082	87.50%	23,696	3,187	26,883
1	0211	LABOR CERTFCATION TECH II	ELAINE MARIE K. ROSARIO	2234	FT	PL05/6	23,394	87.50%	20,470	1,934	22,404
8									235,153	35,436	270,589

COMMONWEALTH OF THE NORTHERN MARIANA ISLANDS

DEPARTMENT: DEPARTMENT OF LABOR
DIVISION: LABOR ENFORCEMENT FUND
ORG: 11180700

ORG	OBJECT	DESCRIPTION	2022 ACTUAL	2023 ACTUAL	2024 BUDGET PL 23-09	2025 DEPARTMENT SUBMISSION	2025 GOVERNOR'S PROPOSAL
11180700	61000	WAGES & SALARIES	437	82,272	189,270	263,043	179,548
11180700	61020	HOLIDAY PAY	0	2,148	0	0	0
11180700	62000	FICA CONTRIBUTION	27	5,097	0	16,309	11,132
11180700	62010	MEDICARE CONTRIBUTION	6	1,222	0	3,814	2,603
11180700	62100	401K EMPLOYER CONTRIBUTION	0	1,204	0	1,016	1,919
11180700	62200	HEALTH INSURANCE PREMIUM	0	8,574	0	6,207	16,496
11180700	62211	PERSONNEL INSURANCE	7	786	0	4,735	1,371
TOTAL PERSONNEL			478	101,302	189,270	295,124	213,069
11180700	63200	PERSONNEL TRAINING COSTS	0	0	0	9,750	0
11180700	64100	PRINTING AND PHOTOCOPYING	0	0	0	1,850	0
11180700	66060	VEHICLES	0	0	0	47,000	0
11180700	69000	OTHER EXPENSES	0	0	1,947	0	0
TOTAL OTHER EXPENSES			0	0	1,947	58,600	0
11180700	64060	UTILITIES	0	0	0	0	0
TOTAL PERSONNEL, OTHER EXPENSES, AND UTILITIES			478	101,302	191,217	353,724	213,069
11180700	69010	PUBLIC AUDITOR 1% FEE	1,502	1,526	0	3,537	2,131
GRAND TOTAL			1,980	102,828	191,217	357,261	215,200
NUMBER OF POSITIONS			5	5	7	7	7

GENERAL FUND

Budget Year: 2025

Department: Department of Labor
Division/Activity: Labor Enforcement Fund
Org Code: 11180700

NOP	Job Class Code	Position	Employee	Employee Number	Personnel Status Code	Pay Grade/Step	Annual Salary	Allocation Percent	Allocation Salary	Total Fringe Benefits	Total
1	1125	DIRECTOR ENFRMNT & COMPLIANCE	VACANT		FT	PL20/1	38,106	87.50%	33,343	2,551	35,894
1	1125	ACTING DIRECTOR ENFRMNT & COMPLIANCE	JEFFREY T. CAMACHO	2116	FT	PL20/4	44,113	70%	30,879	10,724	41,603
1	1022	ADMINISTRATIVE SPECIALIST II	LENICE D. KAPILEO	2231	FT	PL09/6	28,436	70%	19,905	1,881	21,786
1	1328	LABR LAW ENFRMNT SPICALIST II	JULIE S. TEBUTEB	2144	FT	PL12/1	25,792	87.50%	22,568	2,629	25,197
1	1329	LABR LAW ENFRMNT SPICALST III	NORLANE ARLENE V. RAFANAN	2283	FT	PL14/6	36,292	70%	25,404	5,856	31,261
1	1329	LABR LAW ENFRMNT SPICALST III	NORMAN ALVIN S. RASIANG	2232	FT	PL14/1	28,436	87.50%	24,881	8,154	33,035
1	1328	LABR LAW ENFRMNT SPICALIST II	MAGIC B. CABRERA	6104	FT	PL12/1	25,792	87.50%	22,568	1,726	24,294
7									179,548	33,522	213,070

COMMONWEALTH OF THE NORTHERN MARIANA ISLANDS

DEPARTMENT: DEPARTMENT OF LANDS AND NATURAL RESOURCES

DIVISION: SECRETARY OF DLNR

ORG: 11190100

ORG	OBJECT	DESCRIPTION	2022	2023	2024	2025	2025
			ACTUAL	ACTUAL	BUDGET PL 23-09	DEPARTMENT SUBMISSION	GOVERNOR'S PROPOSAL
11190100	61000	WAGES & SALARIES	128,956	92,714	323,012	284,726	237,271
11190100	61020	HOLIDAY PAY	0	2,727	0	0	0
11190100	62000	FICA CONTRIBUTION	7,995	5,917	0	17,653	14,711
11190100	62010	MEDICARE CONTRIBUTION	1,870	1,384	0	4,129	3,440
11190100	62100	401K EMPLOYER CONTRIBUTION	0	655	0	0	1,270
11190100	62101	RETIREMENT CONTRIBUTIONS	0	6,682	0	0	15,704
11190100	62200	HEALTH INSURANCE PREMIUM	10,309	11,559	0	17,424	14,288
11190100	62211	PERSONNEL INSURANCE	1,556	976	0	5,125	1,175
TOTAL PERSONNEL			150,686	122,614	323,012	329,057	287,859
11190100	63100	REPAIR AND MAINTENANCE	0	150	0	2,500	0
11190100	64090	COMMUNICATIONS	0	0	0	7,700	0
11190100	64100	PRINTING AND PHOTOCOPYING	40	0	0	0	0
11190100	64790	RENTAL-OTHERS	65	0	0	0	0
11190100	64800	TRAVEL EXPENSES	6,384	0	0	0	0
11190100	65000	OFFICE SUPPLIES	40	839	0	2,500	0
11190100	65010	OPERATIONAL SUPPLIES	642	1,314	0	2,500	0
11190100	65030	FUEL & LUBRICATE	0	0	0	1,500	0
11190100	65900	FREIGHT AND HANDLING	1,000	0	0	0	0
11190100	69000	OTHER EXPENSES	0	0	3,318	0	0
TOTAL OTHER EXPENSES			8,171	2,303	3,318	16,700	0
11190100	64060	UTILITIES	0	0	0	5,800	0
TOTAL PERSONNEL, OTHER EXPENSES, AND UTILITIES			158,858	124,917	326,330	351,557	287,859

COMMONWEALTH OF THE NORTHERN MARIANA ISLANDS

DEPARTMENT: DEPARTMENT OF LANDS AND NATURAL RESOURCES

DIVISION: SECRETARY OF DLNR

ORG: 11190100

ORG	OBJECT	DESCRIPTION	2022 ACTUAL	2023 ACTUAL	2024 BUDGET PL 23-09	2025 DEPARTMENT SUBMISSION	2025 GOVERNOR'S PROPOSAL
11190100	69010	PUBLIC AUDITOR 1% FEE	1,309	3,347	0	210	2,879
GRAND TOTAL			160,167	128,264	326,330	351,767	290,738
NUMBER OF POSITIONS			6	6	6	6	6

Budget Year: 2025

Department: Department of Lands & Natural Resources
Division/Activity: Secretary of DLNR
Org Code: 11190100

NOP	Job Class Code	Position	Employee	Employee Number	Personnel Status Code	Pay Grade/Step	Annual Salary	Allocation Percent	Allocation Salary	Total Fringe Benefits	Total
1	9165	SECRETARY OF DLNR	SYLVAN O. IGISOMAR	5908	AP	UNG	48,000	87.5%	42,000	26,061	68,061
1	1015	ADMINISTRATIVE OFFICER I	JOSEPH K. RUAK	1291	FT	PL11/9	36,292	87.5%	31,755	10,843	42,599
1	1017	ADMINISTRATIVE OFFICER III	TINA MARIE L. CAMACHO	1368	FT	PL15/4	34,564	87.5%	30,243	2,858	33,101
1	2551	ANIMAL HEALTH CLINIC MANAGER	LAUREN CABRERA	NEW	ES	UNG	56,000	87.5%	49,000	3,749	52,749
1	0147	EXECUTIVE SECRETARY	JO ANN T. SABLAN	1407	FT	PL14/8	40,012	87.5%	35,010	3,308	38,319
1	9222	SPECIAL ADVISOR	FLOYD R. MASGA	5984	ES	UNG	56,300	87.5%	49,263	3,769	53,031
6									237,271	50,587	287,859

COMMONWEALTH OF THE NORTHERN MARIANA ISLANDS

DEPARTMENT: DEPARTMENT OF LANDS AND NATURAL RESOURCES

DIVISION: AGRICULTURE

ORG: 11190700

ORG	OBJECT	DESCRIPTION	2022	2023	2024	2025	2025
			ACTUAL	ACTUAL	BUDGET PL 23-09	DEPARTMENT SUBMISSION	GOVERNOR'S PROPOSAL
11190700	61000	WAGES & SALARIES	161,149	181,154	489,416	516,440	436,173
11190700	61010	OVERTIME COMPENSATION	0	215	0	0	0
11190700	61020	HOLIDAY PAY	0	4,851	0	0	0
11190700	62000	FICA CONTRIBUTION	9,990	11,546	0	32,019	27,043
11190700	62010	MEDICARE CONTRIBUTION	2,336	2,700	0	7,488	6,325
11190700	62100	401K EMPLOYER CONTRIBUTION	0	465	0	0	2,431
11190700	62200	HEALTH INSURANCE PREMIUM	20,624	26,427	0	23,861	35,371
11190700	62211	PERSONNEL INSURANCE	2,218	2,615	0	9,296	6,445
TOTAL PERSONNEL			196,317	229,972	489,416	589,104	513,788
11190700	63000	PROFESSIONAL SERVICES	0	0	0	40,000	0
11190700	63100	REPAIR AND MAINTENANCE	27	0	0	20,000	0
11190700	63200	PERSONNEL TRAINING COSTS	0	0	0	5,000	0
11190700	64040	LICENSES AND FEES	0	0	0	1,000	0
11190700	64090	COMMUNICATIONS	0	0	0	5,000	0
11190700	64110	ADVERTISING	0	0	0	500	0
11190700	64800	TRAVEL EXPENSES	299	667	0	0	0
11190700	65000	OFFICE SUPPLIES	0	0	0	1,000	0
11190700	65010	OPERATIONAL SUPPLIES	0	0	0	2,000	0
11190700	65030	FUEL & LUBRICATE	0	0	0	20,000	0
11190700	69000	OTHER EXPENSES	0	0	5,034	0	0
TOTAL OTHER EXPENSES			326	667	5,034	94,500	0
11190700	64060	UTILITIES	0	0	0	100,000	0

COMMONWEALTH OF THE NORTHERN MARIANA ISLANDS

DEPARTMENT: DEPARTMENT OF LANDS AND NATURAL RESOURCES

DIVISION: AGRICULTURE

ORG: 11190700

ORG	OBJECT	DESCRIPTION	2022 ACTUAL	2023 ACTUAL	2024 BUDGET PL 23-09	2025 DEPARTMENT SUBMISSION	2025 GOVERNOR'S PROPOSAL
TOTAL PERSONNEL, OTHER EXPENSES, AND UTILITIES			196,643	230,639	494,450	783,604	513,788
11190700	69010	PUBLIC AUDITOR 1% FEE	3,188	4,897	0	1,945	5,138
GRAND TOTAL			199,831	235,537	494,450	785,549	518,926
NUMBER OF POSITIONS			20	20	18	18	18

Budget Year: 2025

Department: Department of Lands & Natural Resources
Division/Activity: Agriculture
Org Code: 11190700

NOP	Job Class Code	Position	Employee	Employee Number	Personnel Status Code	Pay Grade/Step	Annual Salary	Allocation Percent	Allocation Salary	Total Fringe Benefits	Total
1	1129	DIRECTOR AGRICULTURE	JOAQUIN T. OGUMORO	1276	FT	PL20/10	59,116	87.5%	51,726	4,888	56,614
1	0023	ADMINISTRATIVE ASSISTANT	LUCRETIA S. CAMACHO	1403	FT	PL05/6	23,394	87.5%	20,470	1,934	22,404
1	1015	ADMINISTRATIVE OFFICER I	MARIE-LINDA L. CRISOSTOMO	1305	FT	PL11/10	38,106	87.5%	33,343	4,485	37,828
1	1017	ADMINISTRATIVE OFFICER III	JOSEPHINE C. BASA	1295	FT	PL15/9	44,113	87.5%	38,599	10,791	49,390
1	4001	AGRIC. EXTENSION AGENT I	ABRAHAM C. CASTRO	1318	FT	PL06/5	23,394	87.5%	20,470	5,051	25,521
1	4001	AGRIC. EXTENSION AGENT I	NORMA B. CARAYOAN	1354	FT	PL06/2	20,209	87.5%	17,683	5,156	22,839
1	4003	AGRIC. EXTENSION AGENT III	AUGUSTIN C. AGUON	1290	FT	PL11/5	29,857	87.5%	26,125	9,613	35,738
1	4058	ANIMAL HEALTH CLINIC ASSISTANT	JUAN L. TAMAN	1436	FT	PL02/6	20,209	87.5%	17,683	1,353	19,035
1	4068	ANIMAL HEALTH CLINIC TECH.	SOLEDAD F. CASTRO	1411	FT	PL04/5	21,219	87.5%	18,567	5,240	23,806
1	4098	ANIMAL HEALTH SPECIALIST I	VACANT		PB	PL11/2	1	87.5%	1	0	1
1	0057	CLERK TYPIST III	PAULA L. TEREGEYO	1396	FT	PL03/5	20,209	87.5%	17,683	1,671	19,354
1	0057	CLERK TYPIST III	TISHA B. MAGOFNA	1333	FT	PL03/5	20,209	87.5%	17,683	1,671	19,354
1	8394	EQUIPMENT OPERATOR III	RUDOLFO T. BASALISO	3891	FT	PL03/7	22,280	87.5%	19,495	1,491	20,986
1	4934	FARMERS/RANCHERS COORDINATOR	LAUREON C. PANGELINAN	4500	LT	UNG	40,000	87.5%	35,000	6,793	41,793
1	1235	FEDRAL PRGRAM COORDINATOR III	CHARLES C. AISEAM	4213	FT	PL13/6	34,564	68%	23,503	2,221	25,724
1	4201	FORESTER II	FRANK S. ADA	1272	FT	PL11/6	31,350	87.5%	27,431	3,690	31,121
1	8819	TRADES SPECIALIST II	JOHANES R. SELBART	1285	FT	PL13/6	34,564	87.5%	30,243	10,002	40,245
1	8807	TRADES TECHNICIAN I	LUWEMAL MICARIO I. LISUA	3815	FT	PL05/6	23,394	87.5%	20,470	1,566	22,036
18									436,173	77,615	513,788

COMMONWEALTH OF THE NORTHERN MARIANA ISLANDS

DEPARTMENT: DEPARTMENT OF LANDS AND NATURAL RESOURCES

DIVISION: FISH AND WILDLIFE SAIPAN

ORG: 11190800

ORG	OBJECT	DESCRIPTION	2022	2023	2024	2025	2025
			ACTUAL	ACTUAL	BUDGET PL 23-09	DEPARTMENT SUBMISSION	GOVERNOR'S PROPOSAL
11190800	61000	WAGES & SALARIES	147,355	116,915	404,850	434,807	208,643
11190800	61010	OVERTIME COMPENSATION	0	196	0	0	0
11190800	61020	HOLIDAY PAY	0	624	0	0	0
11190800	62000	FICA CONTRIBUTION	9,226	7,308	0	26,958	12,936
11190800	62010	MEDICARE CONTRIBUTION	2,158	1,707	0	6,305	3,025
11190800	62100	401K EMPLOYER CONTRIBUTION	731	891	0	11,760	1,738
11190800	62101	RETIREMENT CONTRIBUTIONS	570	0	0	0	0
11190800	62200	HEALTH INSURANCE PREMIUM	14,009	10,467	0	140,258	0
11190800	62211	PERSONNEL INSURANCE	1,297	1,017	0	7,827	448
11190800	62500	SUBSISTANCE-HOUSING	7,000	0	0	0	0
TOTAL PERSONNEL			182,348	139,125	404,850	627,915	226,790
11190800	63100	REPAIR AND MAINTENANCE	0	0	0	15,000	0
11190800	63300	CLEANING SERVICES	0	0	0	2,500	0
11190800	64090	COMMUNICATIONS	0	0	0	7,800	0
11190800	64800	TRAVEL EXPENSES	3,213	0	0	0	0
11190800	65000	OFFICE SUPPLIES	0	0	0	2,500	0
11190800	65010	OPERATIONAL SUPPLIES	0	100	0	5,000	0
11190800	65030	FUEL & LUBRICATE	0	0	0	7,200	0
11190800	69000	OTHER EXPENSES	0	0	4,158	0	0
11190800	69020	SETTLEMENT AGST GOVERNMENT	47,000	0	0	0	0
TOTAL OTHER EXPENSES			50,213	100	4,158	40,000	0
11190800	64060	UTILITIES	6,202	0	0	14,400	0

COMMONWEALTH OF THE NORTHERN MARIANA ISLANDS

DEPARTMENT: DEPARTMENT OF LANDS AND NATURAL RESOURCES

DIVISION: FISH AND WILDLIFE SAIPAN

ORG: 11190800

ORG	OBJECT	DESCRIPTION	2022 ACTUAL	2023 ACTUAL	2024 BUDGET PL 23-09	2025 DEPARTMENT SUBMISSION	2025 GOVERNOR'S PROPOSAL
TOTAL PERSONNEL, OTHER EXPENSES, AND UTILITIES			238,763	139,224	409,008	682,315	226,790
11190800	69010	PUBLIC AUDITOR 1% FEE	4,276	2,713	0	544	2,268
GRAND TOTAL			243,039	141,938	409,008	682,859	229,058
NUMBER OF POSITIONS			14	14	14	15	14

Budget Year: 2025

Department: Department of Lands & Natural Resources
Division/Activity: Fish & Wildlife - Saipan
Org Code: 11190800

NOP	Job Class Code	Position	Employee	Employee Number	Personnel Status Code	Pay Grade/Step	Annual Salary	Allocation Percent	Allocation Salary	Total Fringe Benefits	Total
1	4139	DIRECTOR FISH & WILDLIFE	VACANT		PB	PL20/12	65,175	87.5%	57,028	4,363	61,391
1	6017	CONSERVATION INSPECTOR I	FRANCO D. FLORES	1437	FT	PL03/8	23,394	87.5%	20,470	1,566	22,036
1	6018	CONSERVATION INSPECTOR II	JESSE S. BORJA	1288	FT	PL04/9	25,792	87.5%	22,568	1,726	24,294
1	6021	CONSERVATION OFFICER I	ESTEVEN . TENORIO	1374	FT	PL10/5	28,436	87.5%	24,881	3,347	28,228
1	6021	CONSERVATION OFFICER I	JUANET A. CAMACHO	1393	FT	PL10/3	25,792	87.5%	22,568	1,726	24,294
1	6021	CONSERVATION OFFICER I	VACANT		PB	PL10/3	1	87.5%	1	0	1
1	6021	CONSERVATION OFFICER I	VACANT		PB	PL10/1	1	87.5%	1	0	1
1	6021	CONSERVATION OFFICER I	VACANT		PB	PL10/1	1	87.5%	1	0	1
1	6021	CONSERVATION OFFICER I	VACANT		PB	PL10/1	1	87.5%	1	0	1
1	6021	CONSERVATION OFFICER I	VACANT		PB	PL10/1	1	87.5%	1	0	1
1	6021	CONSERVATION OFFICER I	VACANT		PB	PL10/1	1	87.5%	1	0	1
1	6021	CONSERVATION OFFICER I	VACANT		PB	PL10/1	1	87.5%	1	0	1
1	6021	CONSERVATION OFFICER I	VACANT		PB	PL10/1	1	87.5%	1	0	1
1	6023	CONSERVATION OFFICER III	IGNACIO I. YIFTHEG	4642	FT	PL14/12	48,635	87.5%	42,555	3,255	45,811
1	6015	CONSERVATION TRAINEE	KIM R. LISUA	1399	FT	PL01/8	21,219	87.5%	18,567	2,163	20,730
14									208,643	18,147	226,790

COMMONWEALTH OF THE NORTHERN MARIANA ISLANDS

DEPARTMENT: DEPARTMENT OF LANDS AND NATURAL RESOURCES

DIVISION: PARKS AND RECREATION SAIPAN

ORG: 11190400

ORG	OBJECT	DESCRIPTION	2022	2023	2024	2025	2025
			ACTUAL	ACTUAL	BUDGET PL 23-09	DEPARTMENT SUBMISSION	GOVERNOR'S PROPOSAL
11190400	61000	WAGES & SALARIES	0	233,419	536,897	958,915	449,011
11190400	61010	OVERTIME COMPENSATION	0	244	0	0	0
11190400	61020	HOLIDAY PAY	0	9,501	0	0	0
11190400	62000	FICA CONTRIBUTION	0	15,076	0	59,453	27,839
11190400	62010	MEDICARE CONTRIBUTION	0	3,526	0	13,904	6,511
11190400	62100	401K EMPLOYER CONTRIBUTION	0	966	0	8,330	1,666
11190400	62200	HEALTH INSURANCE PREMIUM	0	23,654	0	30,453	28,662
11190400	62211	PERSONNEL INSURANCE	0	2,895	0	17,260	5,317
TOTAL PERSONNEL			0	289,281	536,897	1,088,315	519,006
11190400	63000	PROFESSIONAL SERVICES	0	3,501	0	0	0
11190400	63100	REPAIR AND MAINTENANCE	596	0	0	80,000	0
11190400	64090	COMMUNICATIONS	0	0	0	4,200	0
11190400	65000	OFFICE SUPPLIES	0	0	0	10,000	0
11190400	65010	OPERATIONAL SUPPLIES	3,738	0	0	50,000	0
11190400	65030	FUEL & LUBRICATE	6,772	0	0	72,000	0
11190400	69000	OTHER EXPENSES	0	0	5,507	0	0
TOTAL OTHER EXPENSES			11,105	3,501	5,507	216,200	0
11190400	64060	UTILITIES	0	0	0	12,000	0
TOTAL PERSONNEL, OTHER EXPENSES, AND UTILITIES			11,105	292,781	542,404	1,316,515	519,006
11190400	69010	PUBLIC AUDITOR 1% FEE	0	8,444	0	22,820	5,190
GRAND TOTAL			11,105	301,225	542,404	1,339,335	524,196
NUMBER OF POSITIONS			40	40	40	40	40

GENERAL FUND

Budget Year: 2025

Department: Department of Lands & Natural Resources
 Division/Activity: Parks & Recreation - Saipan
 Org Code: 11190400

NOP	Job Class Code	Position	Employee	Employee Number	Personnel Status Code	Pay Grade/Step	Annual Salary	Allocation Percent	Allocation Salary	Total Fringe Benefits	Total
1	8224	DIRECTOR PARKS & RECREATION	MICHAEL A. CRUZ	3444	PB	PL19/1	36,292	50%	18,146	1,388	19,534
1	1016	ADMINISTRATIVE OFFICER II	EMILY I. MACARANAS	1401	FT	PL13/7	36,292	50%	18,146	4,183	22,329
1	1022	ADMINISTRATIVE SPECIALIST II	ELISA M. BORJA	1310	FT	PL09/12	38,106	50%	19,053	5,372	24,426
1	8133	BUILDING MAINTENANCE MAN	MANUEL S. CABRERA JR	1323	FT	PL03/7	22,280	50%	11,140	1,053	12,193
1	8307	ELECTRICAL FOREMAN I	JOAQUIN M. CAMACHO	1375	FT	PL06/10	29,857	50%	14,929	1,411	16,339
1	8382	EQPT MAINTENANCE SUPRINTENDENT	ELLERY B. CRUZ	4007	PB	PL17/6	42,012	50%	21,006	1,607	22,613
1	8393	EQUIPMENT OPERATOR II	IKE FERNANDO B. AGULTO	1328	FT	PL02/7	21,219	50%	10,610	1,003	11,612
1	8393	EQUIPMENT OPERATOR II	MICHAEL JOSEPH M. PALACIOS	1384	FT	PL02/3	17,457	50%	8,728	825	9,553
1	8394	EQUIPMENT OPERATOR III	BRANDON C. INDALECIO	1327	FT	PL03/8	23,394	50%	11,697	1,105	12,802
1	8394	EQUIPMENT OPERATOR III	LARRY M. SEBAKLIM	1422	FT	PL03/12	28,436	50%	14,218	1,344	15,561
1	8561	GROUND MAINTENANCE FOREMAN I	ANTHONY S. BENAVENTE JR.	6173	PB	PL06/3	21,219	50%	10,610	812	11,421
1	8561	GROUND MAINTENANCE FOREMAN I	MICHAEL A. REYES	1316	FT	PL06/8	27,082	50%	13,541	4,851	18,392
1	7095	LABORER I	AUSTIN JOHN K. LIZAMA	1335	FT	PL01/5	18,330	50%	9,165	701	9,866
1	7095	LABORER I	JUSTIN KIN T. DELA CRUZ	1415	FT	PL01/3	16,626	50%	8,313	636	8,949
1	7095	LABORER I	KEVIN M. BABAUTA	1409	FT	PL01/5	18,330	50%	9,165	866	10,031
1	7095	LABORER I	MARCELINO B. AGUON	1302	FT	PL01/8	21,219	50%	10,610	1,427	12,037
1	8025	MGR, SHT METAL WLDNG-MACH BRCH	RAYMOND C. SABLAN	1381	FT	PL15/10	46,319	50%	23,159	5,760	28,920
1	6950	PARK RANGER	BUCK JOHN T. ODOshi	6171	LT	UNG	16,626	50%	8,313	636	8,949
1	6950	PARK RANGER	VACANT		PB	UNG	1	50%	1	0	1
1	6213	PARK RANGER SUPERVISOR	VACANT		PB	UNG	1	50%	1	0	1
1	8593	PLUMBER FOREMAN II	IGNACIO B. CAMACHO	1413	FT	PL07/6	25,792	50%	12,896	3,245	16,141
1	8797	TRADES HELPER	DANIEL VINCENT C. REPEKI	6055	FT	PL01/5	18,330	50%	9,165	866	10,031
1	8797	TRADES HELPER	FERNANDO B. ROBERT	1412	FT	PL01/6	19,246	50%	9,623	736	10,359
1	8797	TRADES HELPER	HERMAN D. ANGUI	1301	FT	PL01/7	20,209	50%	10,104	773	10,877
1	8797	TRADES HELPER	JOSE S. CASTRO	1424	FT	PL01/4	17,457	50%	8,728	668	9,396
1	8797	TRADES HELPER	LORAN M. PUA	1289	FT	PL01/8	21,219	50%	10,610	1,003	11,612
1	8797	TRADES HELPER	MANUEL A. SABLAN	1402	FT	PL01/5	18,330	50%	9,165	701	9,866
1	8797	TRADES HELPER	MARCELINO H. OGO	1385	FT	PL01/6	19,246	50%	9,623	736	10,359
1	8797	TRADES HELPER	RAMON B. MATAGOLAI	1309	FT	PL01/7	20,209	50%	10,104	955	11,059
1	8797	TRADES HELPER	SHAKOBE JAY L. RANGAMAR	5540	PB	PL01/3	16,626	50%	8,313	636	8,949
1	8797	TRADES HELPER	VICENTE C. BABAUTA	1405	FT	PL01/6	19,246	50%	9,623	736	10,359
1	8797	TRADES HELPER	VACANT		PB	PL01/3	1	50%	1	0	1
1	8797	TRADES HELPER	VACANT		PB	PL01/3	1	50%	1	0	1
1	8818	TRADES SPECIALIST I	RUDY M. CAMACHO	1365	FT	PL11/11	40,012	50%	20,006	1,891	21,896
1	8807	TRADES TECHNICIAN I	AKIKY T. ALEXANDER	1440	FT	PL05/6	23,394	50%	11,697	2,848	14,545
1	8807	TRADES TECHNICIAN I	ERNEST T. EUGENIO	1293	FT	PL05/4	21,219	50%	10,610	4,574	15,184
1	8807	TRADES TECHNICIAN I	GEORGE M. UCHERBELAU	1432	FT	PL05/12	31,350	50%	15,675	1,481	17,156
1	8807	TRADES TECHNICIAN I	JOSEPH A. AGULTO	1400	FT	PL05/9	27,082	50%	13,541	6,855	20,396
1	8808	TRADES TECHNICIAN II	MARCELINO B. ROBERTO	1292	FT	PL07/12	34,564	50%	17,282	1,633	18,915
1	8829	TRADESMAN	ANTHONY O. ROGOLOFOI	1388	FT	PL02/9	23,394	50%	11,697	4,677	16,374
									449,011	69,995	519,006

COMMONWEALTH OF THE NORTHERN MARIANA ISLANDS

DEPARTMENT: DEPARTMENT OF LANDS AND NATURAL RESOURCES

DIVISION: SOIL AND WATER CONSERVATION SAIPAN

ORG: 11190500

ORG	OBJECT	DESCRIPTION	2022 ACTUAL	2023 ACTUAL	2024 BUDGET PL 23-09	2025 DEPARTMENT SUBMISSION	2025 GOVERNOR'S PROPOSAL
11190500	61000	WAGES & SALARIES	0	5,256	28,595	31,350	1
11190500	61020	HOLIDAY PAY	0	503	0	0	0
11190500	62000	FICA CONTRIBUTION	0	357	0	1,944	0
11190500	62010	MEDICARE CONTRIBUTION	0	84	0	455	0
11190500	62200	HEALTH INSURANCE PREMIUM	0	1,045	0	8,363	0
11190500	62211	PERSONNEL INSURANCE	0	0	0	564	0
TOTAL PERSONNEL			0	7,245	28,595	42,676	1
11190500	63100	REPAIR AND MAINTENANCE	0	0	0	3,000	0
11190500	64090	COMMUNICATIONS	0	0	0	3,000	0
11190500	65000	OFFICE SUPPLIES	0	0	0	1,500	0
11190500	65010	OPERATIONAL SUPPLIES	0	0	0	2,500	0
11190500	69000	OTHER EXPENSES	0	0	295	0	0
TOTAL OTHER EXPENSES			0	0	295	10,000	0
11190500	64060	UTILITIES	0	0	0	0	0
TOTAL PERSONNEL, OTHER EXPENSES, AND UTILITIES			0	7,245	28,890	52,676	1
11190500	69010	PUBLIC AUDITOR 1% FEE	0	266	0	100	0
GRAND TOTAL			0	7,510	28,890	52,776	1
NUMBER OF POSITIONS			1	1	1	1	1

Budget Year: 2025

Department: Department of Lands & Natural Resources
Division/Activity: Soil & Water Conservation - Saipan
Org Code: 11190500

NOP	Job Class Code	Position	Employee	Employee Number	Personnel Status Code	Pay Grade/Step	Annual Salary	Allocation Percent	Allocation Salary	Total Fringe Benefits	Total
1	0023	ADMINISTRATIVE ASSISTANT	VACANT		PB	PL05/1	1	87.5%	1	0	1
1									1	0	1

COMMONWEALTH OF THE NORTHERN MARIANA ISLANDS

DEPARTMENT: DEPARTMENT OF LANDS AND NATURAL RESOURCES

DIVISION: LAND REGISTRATION SAIPAN

ORG: 11190900

ORG	OBJECT	DESCRIPTION	2022	2023	2024	2025	2025
			ACTUAL	ACTUAL	BUDGET PL 23-09	DEPARTMENT SUBMISSION	GOVERNOR'S PROPOSAL
11190900	61000	WAGES & SALARIES	88,764	82,406	264,200	274,117	187,291
11190900	61020	HOLIDAY PAY	0	2,406	0	0	0
11190900	62000	FICA CONTRIBUTION	5,503	5,258	0	16,995	11,611
11190900	62010	MEDICARE CONTRIBUTION	1,287	1,230	0	3,975	2,716
11190900	62100	401K EMPLOYER CONTRIBUTION	1,705	1,048	0	2,483	3,218
11190900	62200	HEALTH INSURANCE PREMIUM	0	0	0	3,485	0
11190900	62211	PERSONNEL INSURANCE	907	589	0	4,934	1,992
TOTAL PERSONNEL			98,167	92,937	264,200	305,989	206,828
11190900	63100	REPAIR AND MAINTENANCE	150	0	0	5,000	0
11190900	63300	CLEANING SERVICES	0	500	0	0	0
11190900	64090	COMMUNICATIONS	600	0	0	3,500	0
11190900	64100	PRINTING AND PHOTOCOPYING	170	0	0	200	0
11190900	65000	OFFICE SUPPLIES	607	0	0	5,000	0
11190900	65010	OPERATIONAL SUPPLIES	434	0	0	10,000	0
11190900	65030	FUEL & LUBRICATE	0	0	0	2,500	0
11190900	69000	OTHER EXPENSES	0	0	2,717	0	0
TOTAL OTHER EXPENSES			1,961	500	2,717	26,200	0
11190900	64060	UTILITIES	0	0	0	0	0
TOTAL PERSONNEL, OTHER EXPENSES, AND UTILITIES			100,128	93,437	266,917	332,189	206,828
11190900	69010	PUBLIC AUDITOR 1% FEE	2,202	2,528	0	262	2,068
GRAND TOTAL			102,329	95,965	266,917	332,451	208,896
NUMBER OF POSITIONS			13	12	11	14	11

Budget Year: 2025

Department: Department of Lands & Natural Resources
Division/Activity: Land Registration - Saipan
Org Code: 11190900

NOP	Job Class Code	Position	Employee	Employee Number	Personnel Status Code	Pay Grade/Step	Annual Salary	Allocation Percent	Allocation Salary	Total Fringe Benefits	Total
1	5043	DIRECTOR LANDS & SURVEYS	JOAQUIN B. SONGSONG	1307	FT	PL19/12	62,071	87.5%	54,312	7,305	61,617
1	1016	ADMINISTRATIVE OFFICER II	SESARINA T. KAIPAT	1427	FT	PL13/6	34,564	87.5%	30,243	2,858	33,101
1	1087	CHAIRMAN, LAND REGISTRATION	EDWARD T. SABLAN	6039	FT	PL14/1	28,436	87.5%	24,881	1,903	26,785
1	NEW	COMMONWEALTH SURVEYOR	VACANT		PB	PL018/1	1	87.5%	1	0	1
1	1359	LAND TITLE INVESTIGATOR	VACANT		PB	PL09/1	1	87.5%	1	0	1
1	1359	LAND TITLE INVESTIGATOR	VACANT		PB	PL09/1	1	87.5%	1	0	1
1	0350	RECORDS ASSISTANT	JOLLEEN T. TAIMANAO	1313	FT	PL02/6	20,209	87.5%	17,683	1,353	19,035
1	0350	RECORDS ASSISTANT	LEILUGH B. KAIPAT	1339	FT	PL02/2	16,626	87.5%	14,547	1,113	15,660
1	0352	RECORDS SPECIALIST	RASHA EMI C. CAMACHO	1442	FT	PL08/2	22,280	87.5%	19,495	1,491	20,986
1	5166	SURVEYING TECHNICIAN II	VACANT		PB	PL04/2	1	87.5%	1	0	1
1	5144	SURVEYOR III	ENRIQUE S. MAGOFNA	1438	FT	PL13/3	29,857	87.5%	26,125	3,514	29,639
11									187,291	19,537	206,828

COMMONWEALTH OF THE NORTHERN MARIANA ISLANDS

DEPARTMENT: DEPARTMENT OF PUBLIC SAFETY

DIVISION: DPS COMMISSIONER

ORG: 11150400

ORG	OBJECT	DESCRIPTION	2022 ACTUAL	2023 ACTUAL	2024 BUDGET PL 23-09	2025 DEPARTMENT SUBMISSION	2025 GOVERNOR'S PROPOSAL
11150400	61000	WAGES & SALARIES	116,691	55,585	126,278	136,564	47,250
11150400	61010	OVERTIME COMPENSATION	99,107	12,732	0	0	0
11150400	61020	HOLIDAY PAY	10,760	2,700	0	0	0
11150400	62000	FICA CONTRIBUTION	14,047	4,403	0	5,119	2,930
11150400	62010	MEDICARE CONTRIBUTION	3,285	1,030	0	1,197	685
11150400	62100	401K EMPLOYER CONTRIBUTION	689	0	0	0	1,890
11150400	62200	HEALTH INSURANCE PREMIUM	13,515	288	0	0	0
11150400	62211	PERSONNEL INSURANCE	1,419	209	0	1,486	0
TOTAL PERSONNEL			259,513	76,947	126,278	144,366	52,755
11150400	63000	PROFESSIONAL SERVICES	1,318	0	0	0	0
11150400	63100	REPAIR AND MAINTENANCE	0	106	0	0	0
11150400	64080	DUES AND SUBSCRIPTIONS	0	0	0	1,800	0
11150400	64100	PRINTING AND PHOTOCOPYING	0	0	0	3,000	0
11150400	64110	ADVERTISING	0	0	0	2,400	0
11150400	64800	TRAVEL EXPENSES	0	0	0	20,000	0
11150400	65000	OFFICE SUPPLIES	0	272	0	3,600	0
11150400	65010	OPERATIONAL SUPPLIES	0	1,770	0	12,000	0
11150400	66060	VEHICLES	0	2,075,744	0	0	0
11150400	69000	OTHER EXPENSES	0	50,000	1,298	0	0
11150400	69020	SETTLEMENT AGST GOVERNMENT	0	5,000	0	0	0
TOTAL OTHER EXPENSES			1,318	2,132,892	1,298	42,800	0
11150400	64060	UTILITIES	0	0	0	0	0

COMMONWEALTH OF THE NORTHERN MARIANA ISLANDS

DEPARTMENT: DEPARTMENT OF PUBLIC SAFETY

DIVISION: DPS COMMISSIONER

ORG: 11150400

ORG	OBJECT	DESCRIPTION	2022 ACTUAL	2023 ACTUAL	2024 BUDGET PL 23-09	2025 DEPARTMENT SUBMISSION	2025 GOVERNOR'S PROPOSAL
TOTAL PERSONNEL, OTHER EXPENSES, AND UTILITIES			260,831	2,209,839	127,576	187,166	52,755
11150400	69010	PUBLIC AUDITOR 1% FEE	2,186	2,607	0	1,872	528
GRAND TOTAL			263,017	2,212,446	127,576	189,038	53,283
NUMBER OF POSITIONS			3	3	3	3	1

Budget Year: 2025

Department: Department of Public Safety
Division/Activity: DPS Commissioner
Org Code: 11150400

NOP	Job Class Code	Position	Employee	Employee Number	Personnel Status Code	Pay Grade/Step	Annual Salary	Allocation Percent	Allocation Salary	Total Fringe Benefits	Total
1	9417	COMMISSIONER OF DPS	ANTHONY MACARANAS		AP	UNG	54,000	87.50%	47,250	5,505	52,755
1									47,250	5,505	52,755

COMMONWEALTH OF THE NORTHERN MARIANA ISLANDS

DEPARTMENT: DEPARTMENT OF PUBLIC SAFETY

DIVISION: POLICE SAIPAN

ORG: 11150500

ORG	OBJECT	DESCRIPTION	2022 ACTUAL	2023 ACTUAL	2024 BUDGET PL 23-09	2025 DEPARTMENT SUBMISSION	2025 GOVERNOR'S PROPOSAL
11150500	61000	WAGES & SALARIES	5,420,542	3,113,513	5,617,031	5,239,419	3,973,620
11150500	61010	OVERTIME COMPENSATION	668,217	297,761	0	100,000	0
11150500	61020	HOLIDAY PAY	48,724	75,319	0	322,426	0
11150500	61200	BOARD & OTHER COMPENSATION	14,109	0	0	0	0
11150500	62000	FICA CONTRIBUTION	380,012	215,982	0	324,844	246,364
11150500	62010	MEDICARE CONTRIBUTION	89,195	50,495	0	75,972	57,617
11150500	62100	401K EMPLOYER CONTRIBUTION	73,818	40,421	0	3,923	45,286
11150500	62101	RETIREMENT CONTRIBUTIONS	39,842	15,116	0	15,317	10,753
11150500	62200	HEALTH INSURANCE PREMIUM	513,280	357,198	0	0	411,988
11150500	62211	PERSONNEL INSURANCE	31,844	23,637	0	94,310	39,309
TOTAL PERSONNEL			7,279,584	4,189,443	5,617,031	6,176,211	4,784,937
11150500	63000	PROFESSIONAL SERVICES	150	0	0	2,000	0
11150500	63100	REPAIR AND MAINTENANCE	19,445	0	0	100,000	0
11150500	63200	PERSONNEL TRAINING COSTS	0	0	0	100,000	0
11150500	64080	DUES AND SUBSCRIPTIONS	0	0	0	1,800	0
11150500	64100	PRINTING AND PHOTOCOPYING	5,514	0	0	8,000	0
11150500	64800	TRAVEL EXPENSES	19,286	14,037	0	20,000	0
11150500	65000	OFFICE SUPPLIES	0	0	0	8,000	0
11150500	65010	OPERATIONAL SUPPLIES	27,041	116	0	162,000	0
11150500	65020	FOOD ITEMS	0	0	0	5,000	0
11150500	65030	FUEL & LUBRICATE	93,544	0	0	600,000	0
11150500	65040	FURNITURE & FIXTURES	1,925	0	0	0	0
11150500	65800	BOOKS AND LIBRARY MATERIALS	0	0	0	2,400	0

COMMONWEALTH OF THE NORTHERN MARIANA ISLANDS

DEPARTMENT: DEPARTMENT OF PUBLIC SAFETY

DIVISION: POLICE SAIPAN

ORG: 11150500

ORG	OBJECT	DESCRIPTION	2022 ACTUAL	2023 ACTUAL	2024 BUDGET PL 23-09	2025 DEPARTMENT SUBMISSION	2025 GOVERNOR'S PROPOSAL
11150500	65900	FREIGHT AND HANDLING	0	0	0	6,000	0
11150500	66000	CAPITAL ASSETS	0	0	0	6,000	0
11150500	66070	TECHNOLOGY EQUIP	0	0	0	10,000	0
11150500	69000	OTHER EXPENSES	0	0	57,505	100,000	0
11150500	69020	SETTLEMENT AGST GOVERNMENT	0	0	0	100,000	0
TOTAL OTHER EXPENSES			166,905	14,153	57,505	1,231,200	0
11150500	64060	UTILITIES	0	0	0	0	0
TOTAL PERSONNEL, OTHER EXPENSES, AND UTILITIES			7,446,488	4,203,596	5,674,536	7,407,411	4,784,937
11150500	69010	PUBLIC AUDITOR 1% FEE	1,971	56,732	0	74,110	47,849
GRAND TOTAL			7,448,459	4,260,328	5,674,536	7,481,521	4,832,786
NUMBER OF POSITIONS			185	185	185	185	185

GENERAL FUND

Budget Year: 2025

Department: Department of Public Safety
Division/Activity: Police Saipan
Org Code: 11150500

NOP	Job Class Code	Position	Employee	Employee Number	Personnel Status Code	Pay Grade/Step	Annual Salary	Allocation Percent	Allocation Salary	Total Fringe Benefits	Total
1	6011	DIRECTOR OF POLICE	ANICETO T. OGUMORO	1865	FT	PL20/10	59,116	87.50%	51,726	12,032	63,758
1	6008	ASST CHIEF POLICE VARIOUS	BERNARD K. SANTOS	2024	FT	PL19/9	53,620	87.50%	46,917	4,434	51,351
1	6008	ASST CHIEF POLICE VARIOUS	JOAQUIN S. CAMACHO	1983	FT	PL19/7	48,635	87.50%	42,555	11,165	53,720
1	6008	ASST CHIEF POLICE VARIOUS	JOSE P. SAURES	1875	FT	PL19/9	53,620	87.50%	46,917	4,434	51,351
1	6008	ASST CHIEF POLICE VARIOUS	LAWRENCE M. CAMACHO	1850	FT	PL19/9	53,620	87.50%	46,917	4,434	51,351
1	6008	ASST CHIEF POLICE VARIOUS	PAUL T. OGUMORO	1987	FT	PL19/9	53,620	87.50%	46,917	15,585	62,502
1	6008	ASST CHIEF POLICE VARIOUS	SIMON T. MANACOP	1991	FT	PL19/4	42,012	87.50%	36,761	3,474	40,235
1	6008	ASST CHIEF POLICE VARIOUS	THOMAS A. BLAS JR	1975	FT	PL19/8	51,066	87.50%	44,683	6,010	50,693
1	6008	ASST CHIEF POLICE VARIOUS	VICENTE H. SABLAN	1874	FT	PL19/8	51,066	87.50%	44,683	4,223	48,905
1	0113	DISPATCHER I	JESSE JAMES . QUITANO	3269	FT	PL01/3	16,626	87.50%	14,547	4,162	18,710
1	0113	DISPATCHER I	KARAY LEVONNE D. FITIAL	1945	FT	PL01/4	17,457	87.50%	15,275	1,169	16,443
1	0113	DISPATCHER I	VACANT		FT	PL08/1	1	87.50%	1	0	1
1	0113	DISPATCHER I	VACANT		FT	PL08/1	1	87.50%	1	0	1
1	6163	EXEC. PROTECTIVE SVCS OFFICER	ADRIAN JOHN P. MURIG	1929	LT	UNG	48,375	87.50%	42,328	6,723	49,051
1	6163	EXEC. PROTECTIVE SVCS OFFICER	DIXON . KWON	1907	LT	UNG	35,475	87.50%	31,041	9,518	40,559
1	6128	POLICE CAPTAIN	JEFFREY F. OLOPAI	5897	FT	PL18/1	34,564	87.50%	30,243	2,314	32,557
1	6128	POLICE CAPTAIN	JOSEPHA T. DELEON GUERRERO	1863	FT	PL18/8	48,635	87.50%	42,555	4,021	46,577
1	6128	POLICE CAPTAIN	JUAN C. MENDIOLA	1866	FT	PL18/7	46,319	87.50%	40,529	3,830	44,359
1	6128	POLICE CAPTAIN	RAYMOND P. DELA CRUZ	1984	FT	PL18/8	48,635	87.50%	42,555	11,165	53,720
1	6128	POLICE CAPTAIN	SANDY B. HAMBROS	2045	FT	PL18/8	48,635	87.50%	42,555	11,165	53,720
1	6128	POLICE CAPTAIN	VACANT		FT	PL18/8	1	87.50%	1	0	1
1	6128	POLICE CAPTAIN	VACANT		FT	PL18/3	1	87.50%	1	0	1
1	6127	POLICE LIEUTENANT	ANDREW S. TAIMANAO	2023	FT	PL17/2	37,156	87.50%	32,511	4,373	36,884
1	6127	POLICE LIEUTENANT	CATHERINE B. PANGELINAN	2040	FT	PL17/3	39,014	87.50%	34,137	6,711	40,848
1	6127	POLICE LIEUTENANT	DANIEL I. SMITH	2008	FT	PL17/3	39,014	87.50%	34,137	3,226	37,363
1	6127	POLICE LIEUTENANT	ELIAS Q. SARALU	1996	FT	PL17/7	47,421	87.50%	41,494	15,072	56,566
1	6127	POLICE LIEUTENANT	FLOR T. ESTABILLO	2039	FT	PL17/6	45,163	87.50%	39,518	3,734	43,252
1	6127	POLICE LIEUTENANT	GEORGE F. DAVID	2017	FT	PL17/7	47,421	87.50%	41,494	3,921	45,415
1	6127	POLICE LIEUTENANT	GERALD A. OGO	1972	FT	PL17/2	37,156	87.50%	32,511	10,216	42,728
1	6127	POLICE LIEUTENANT	JESSE L. DUBRALL	1848	FT	PL17/2	37,156	87.50%	32,511	4,373	36,884
1	6127	POLICE LIEUTENANT	JESUS S. CEPEDA	1879	FT	PL17/2	37,156	87.50%	32,511	14,223	46,735
1	6127	POLICE LIEUTENANT	JOSEPH M. BENAVENTE	1867	FT	PL17/7	47,421	87.50%	41,494	11,065	52,559
1	6127	POLICE LIEUTENANT	MARY-LOUISE O. TANAKA	2025	FT	PL17/2	37,156	87.50%	32,511	6,557	39,069
1	6127	POLICE LIEUTENANT	NICHOLAS C. LEON GUERRERO	2027	FT	PL17/2	37,156	87.50%	32,511	10,216	42,728
1	6127	POLICE LIEUTENANT	NORBERT O. METTAO	1989	FT	PL17/6	45,163	87.50%	39,518	14,886	54,403
1	6127	POLICE LIEUTENANT	PETER A. ALDAN	1988	FT	PL17/2	37,156	87.50%	32,511	3,072	35,584
1	6127	POLICE LIEUTENANT	RAYMOND S. PANGELINAN	1881	FT	PL17/6	45,163	87.50%	39,518	14,886	54,403
1	6127	POLICE LIEUTENANT	ROQUE K. CAMACHO	1994	FT	PL17/2	37,156	87.50%	32,511	14,223	46,735
1	6127	POLICE LIEUTENANT	ROY ROGER A. KAIPAT	3137	FT	PL17/2	37,156	87.50%	32,511	15,524	48,035
1	6127	POLICE LIEUTENANT	VICENTE A. IGISAIAR	1978	FT	PL17/4	40,964	87.50%	35,844	25,291	61,135

GENERAL FUND

Budget Year: 2025

Department: Department of Public Safety
Division/Activity: Police Saipan
Org Code: 11150500

NOP	Job Class Code	Position	Employee	Employee Number	Personnel Status Code	Pay Grade/Step	Annual Salary	Allocation Percent	Allocation Salary	Total Fringe Benefits	Total
1	6127	POLICE LIEUTENANT	VACANT		FT	PL17/1	1	87.50%	1	0	1
1	6127	POLICE LIEUTENANT	VACANT		FT	PL17/1	1	87.50%	1	0	1
1	6127	POLICE LIEUTENANT	VACANT		FT	PL17/1	1	87.50%	1	0	1
1	6137	POLICE OFFICER I	ANTONIO B. CASTRO	3222	FT	PL08/4	26,406	87.50%	23,105	1,768	24,873
1	6137	POLICE OFFICER I	ATHAN SIMEON O. TAISAGUE	1923	FT	PL08/3	25,149	87.50%	22,005	1,683	23,688
1	6137	POLICE OFFICER I	BRANDON JOHN N. REGIS	1931	FT	PL08/1	22,811	87.50%	19,959	2,325	22,284
1	6137	POLICE OFFICER I	CATALINA A. DELA CRUZ	1950	FT	PL08/4	26,406	87.50%	23,105	5,252	28,358
1	6137	POLICE OFFICER I	CHRISTINE YURI KIM	1971	FT	PL08/1	22,811	87.50%	19,959	1,527	21,486
1	6137	POLICE OFFICER I	CHRISTOPHER JACOB S. MENDIOLA	1887	FT	PL08/3	25,149	87.50%	22,005	1,683	23,688
1	6137	POLICE OFFICER I	DANIEL BRETON K. KAIPAT	1894	FT	PL08/4	26,406	87.50%	23,105	5,253	28,358
1	6137	POLICE OFFICER I	DAREN S. RABAGO	1933	FT	PL08/3	25,149	87.50%	22,005	5,168	27,173
1	6137	POLICE OFFICER I	EARL MARC E. BORJA	1954	FT	PL08/1	22,811	87.50%	19,959	5,810	25,769
1	6137	POLICE OFFICER I	EDWARD C. CEPEDA JR	3168	FT	PL08/4	26,406	87.50%	23,105	1,768	24,873
1	6137	POLICE OFFICER I	EDWIN L. BASTO	1997	FT	PL08/1	22,811	87.50%	19,959	1,527	21,486
1	6137	POLICE OFFICER I	ELIJAH M. VILLAR	1960	FT	PL08/1	22,811	87.50%	19,959	1,527	21,486
1	6137	POLICE OFFICER I	ELISHA MICHAEL R. OGUMORO	1964	FT	PL08/4	26,406	87.50%	23,105	1,768	24,873
1	6137	POLICE OFFICER I	EMERY K. KAIPAT JR	1917	FT	PL08/4	26,406	87.50%	23,105	5,253	28,358
1	6137	POLICE OFFICER I	ERIC C. CEPEDA	1925	FT	PL08/4	26,406	87.50%	23,105	2,183	25,289
1	6137	POLICE OFFICER I	EUGENE O. DILLAY	1871	FT	PL08/4	26,406	87.50%	23,105	2,692	25,797
1	6137	POLICE OFFICER I	FELIX M. HOCOG	1911	FT	PL08/4	26,406	87.50%	23,105	1,768	24,873
1	6137	POLICE OFFICER I	FELIXBERTO R. SABLAN	1981	FT	PL08/4	26,406	87.50%	23,105	1,768	24,873
1	6137	POLICE OFFICER I	FRANCE MARCO C. MUNA	1970	FT	PL08/1	22,811	87.50%	19,959	2,325	22,284
1	6137	POLICE OFFICER I	FRANCIS LOUIE E. LEIGHTLEY	3136	FT	PL08/1	22,811	87.50%	19,959	13,476	33,436
1	6137	POLICE OFFICER I	FREDDIE . GUERRERO JR	1955	FT	PL08/3	25,149	87.50%	22,005	1,683	23,688
1	6137	POLICE OFFICER I	GEORGE S. BABAUTA JR	1891	FT	PL08/4	26,406	87.50%	23,105	1,768	24,873
1	6137	POLICE OFFICER I	GERALD M. FLORES	1947	FT	PL08/3	25,149	87.50%	22,005	6,049	28,054
1	6137	POLICE OFFICER I	GIOVONNI P. TAITINGFONG	1934	FT	PL08/3	25,149	87.50%	22,005	5,168	27,173
1	6137	POLICE OFFICER I	HAROLD K. WABOL	1912	FT	PL08/4	26,406	87.50%	23,105	5,253	28,358
1	6137	POLICE OFFICER I	HECTOR C. EFRAIM	1944	FT	PL08/3	25,149	87.50%	22,005	6,048	28,053
1	6137	POLICE OFFICER I	JAKE BARETT P. SANTOS	1909	FT	PL08/3	25,149	87.50%	22,005	1,683	23,688
1	6137	POLICE OFFICER I	JAMES JARED T. REYES	1961	FT	PL08/1	22,811	87.50%	19,959	1,527	21,486
1	6137	POLICE OFFICER I	JARRETT J. MATSUTARO	1959	FT	PL08/1	22,811	87.50%	19,959	9,469	29,428
1	6137	POLICE OFFICER I	JAY O. CHARLEY	1906	FT	PL08/4	26,406	87.50%	23,105	6,177	29,282
1	6137	POLICE OFFICER I	JAYLEE B. LANIYO	1889	FT	PL08/4	26,406	87.50%	23,105	1,768	24,873
1	6137	POLICE OFFICER I	JESSE JOSHUA F. DELEON GUERRERO	1901	FT	PL08/3	25,149	87.50%	22,005	13,714	35,719
1	6137	POLICE OFFICER I	JESSE PETER A. SABLAN	1952	FT	PL08/3	25,149	87.50%	22,005	1,683	23,688
1	6137	POLICE OFFICER I	JESSE RANDAL D. TAITANO	1900	FT	PL08/3	25,149	87.50%	22,005	1,683	23,688
1	6137	POLICE OFFICER I	JESSIELYNN R. TEREGEYO	1851	FT	PL08/1	22,811	87.50%	19,959	1,527	21,486
1	6137	POLICE OFFICER I	JESUS JOAQUIN L. SANTOS	1922	FT	PL08/4	26,406	87.50%	23,105	6,177	29,282
1	6137	POLICE OFFICER I	JOANNALYN B. LANIYO	1890	FT	PL08/4	26,406	87.50%	23,105	5,668	28,774

GENERAL FUND

Budget Year: 2025

Department: Department of Public Safety
Division/Activity: Police Saipan
Org Code: 11150500

NOP	Job Class Code	Position	Employee	Employee Number	Personnel Status Code	Pay Grade/Step	Annual Salary	Allocation Percent	Allocation Salary	Total Fringe Benefits	Total
1	6137	POLICE OFFICER I	VACANT		FT	PL08/1	1	87.50%	1	0	1
1	6137	POLICE OFFICER I	VACANT		FT	PL08/1	1	87.50%	1	0	1
1	6137	POLICE OFFICER I	VACANT		FT	PL08/1	1	87.50%	1	0	1
1	6137	POLICE OFFICER I	VACANT		FT	PL08/1	1	87.50%	1	0	1
1	6137	POLICE OFFICER I	VACANT		FT	PL08/1	1	87.50%	1	0	1
1	6137	POLICE OFFICER I	VACANT		FT	PL08/1	1	87.50%	1	0	1
1	6137	POLICE OFFICER I	VACANT		FT	PL08/1	1	87.50%	1	0	1
1	6138	POLICE OFFICER II	BASILIO BRYAN P. AJOSTE	1855	FT	PL10/4	29,113	87.50%	25,474	3,426	28,900
1	6138	POLICE OFFICER II	CRIS R. DELEON GUERRERO	1861	FT	PL10/4	29,113	87.50%	25,474	9,551	35,025
1	6138	POLICE OFFICER II	DANNY JOE O. FITIAL	2026	FT	PL10/4	29,113	87.50%	25,474	3,426	28,900
1	6138	POLICE OFFICER II	GIANCARLO P. EVANGELISTA	2015	FT	PL10/1	25,149	87.50%	22,005	1,683	23,688
1	6138	POLICE OFFICER II	JASON A. BAHILLO	2044	FT	PL10/4	29,113	87.50%	25,474	2,968	28,441
1	6138	POLICE OFFICER II	JHANEKA T. ATALIG	1886	FT	PL10/1	25,149	87.50%	22,005	2,564	24,569
1	6138	POLICE OFFICER II	KATSUTOSHI C. PANGELINAN	1935	FT	PL10/3	27,726	87.50%	24,261	9,000	33,260
1	6138	POLICE OFFICER II	LONI P. VILLAGOMEZ	1979	FT	PL10/4	29,113	87.50%	25,474	2,407	27,881
1	6138	POLICE OFFICER II	MELVIN D. CADIANG	1882	FT	PL10/4	29,113	87.50%	25,474	1,949	27,422
1	6138	POLICE OFFICER II	PAUL C. ICHIHARA	2028	FT	PL10/4	29,113	87.50%	25,474	2,407	27,881
1	6138	POLICE OFFICER II	ROMEO . ALDAN	1878	FT	PL10/4	29,113	87.50%	25,474	3,426	28,900
1	6138	POLICE OFFICER II	VACANT		FT	PL10/1	1	87.50%	1	0	1
1	6138	POLICE OFFICER II	VACANT		FT	PL10/1	1	87.50%	1	0	1
1	6138	POLICE OFFICER II	VACANT		FT	PL10/1	1	87.50%	1	0	1
1	6138	POLICE OFFICER II	VACANT		FT	PL10/1	1	87.50%	1	0	1
1	6138	POLICE OFFICER II	VACANT		FT	PL10/1	1	87.50%	1	0	1
1	6138	POLICE OFFICER II	VACANT		FT	PL10/1	1	87.50%	1	0	1
1	6138	POLICE OFFICER II	VACANT		FT	PL10/1	1	87.50%	1	0	1
1	6138	POLICE OFFICER II	VACANT		FT	PL10/1	1	87.50%	1	0	1
1	6138	POLICE OFFICER II	VACANT		FT	PL10/1	1	87.50%	1	0	1
1	6138	POLICE OFFICER II	VACANT		FT	PL10/1	1	87.50%	1	0	1
1	6138	POLICE OFFICER II	VACANT		FT	PL10/1	1	87.50%	1	0	1
1	6138	POLICE OFFICER II	VACANT		FT	PL10/1	1	87.50%	1	0	1
1	6138	POLICE OFFICER II	VACANT		FT	PL10/1	1	87.50%	1	0	1
1	6149	POLICE OFFICER II	VACANT		FT	PL10/1	1	87.50%	1	0	1
1	6139	POLICE OFFICER III	JAMES R. RABAULIMAN	1877	FT	PL12/4	32,097	87.50%	28,085	9,798	37,882
1	6139	POLICE OFFICER III	VACANT		FT	PL12/1	1	87.50%	1	0	1
1	6139	POLICE OFFICER III	VACANT		FT	PL12/1	1	87.50%	1	0	1
1	6149	POLICE SERGEANT	ABRAHAM C. VILLAGOMEZ	2006	FT	PL15/2	33,702	87.50%	29,489	14,587	44,075
1	6149	POLICE SERGEANT	ADRIAN T. MENDIOLA	2034	FT	PL15/2	33,702	87.50%	29,489	15,117	44,606
1	6149	POLICE SERGEANT	ALEXANDER T. SAKISAT	2022	FT	PL15/2	33,702	87.50%	29,489	3,966	33,455
1	6149	POLICE SERGEANT	ANTHONY JUDE D. ALEPUYO	1932	FT	PL15/2	33,702	87.50%	29,489	7,451	36,940
1	6149	POLICE SERGEANT	BRADFORD JOHN C. PETER	2018	FT	PL15/2	33,702	87.50%	29,489	6,272	35,761
1	6149	POLICE SERGEANT	DANIEL . MALIUYAF	1942	FT	PL15/2	33,702	87.50%	29,489	15,117	44,606
1	6149	POLICE SERGEANT	DANIEL TAKESHI . KINTOL II	1846	FT	PL15/2	33,702	87.50%	29,489	6,272	35,761
1	6149	POLICE SERGEANT	DAVID ANTHONY M. HOSONO	1873	FT	PL15/4	37,156	87.50%	32,511	3,072	35,584
1	6149	POLICE SERGEANT	DEE LIZA S. UDUI	2049	FT	PL15/2	33,702	87.50%	29,489	6,272	35,761

Budget Year: 2025

Department: Department of Public Safety
Division/Activity: Police Saipan
Org Code: 11150500

NOP	Job Class Code	Position	Employee	Employee Number	Personnel Status Code	Pay Grade/Step	Annual Salary	Allocation Percent	Allocation Salary	Total Fringe Benefits	Total
1	6149	POLICE SERGEANT	EDWARD M. CEPEDA	1980	FT	PL15/2	33,702	87.50%	29,489	15,117	44,606
1	6149	POLICE SERGEANT	EDWIN S. AGUON	2036	FT	PL15/2	33,702	87.50%	29,489	3,435	32,924
1	6149	POLICE SERGEANT	FRANCIN MYRON O. LANIYO	2051	FT	PL15/2	33,702	87.50%	29,489	3,966	33,455
1	6149	POLICE SERGEANT	FREDERICK L. SATO	1976	FT	PL15/2	33,702	87.50%	29,489	6,920	36,409
1	6149	POLICE SERGEANT	JEFFREY I. NORITA	1986	FT	PL15/2	33,702	87.50%	29,489	3,966	33,455
1	6149	POLICE SERGEANT	JENNY LYNN . SABLAN	2011	FT	PL15/2	33,702	87.50%	29,489	3,435	32,924
1	6149	POLICE SERGEANT	JESSE J. STOLE	2029	FT	PL15/2	33,702	87.50%	29,489	6,272	35,761
1	6149	POLICE SERGEANT	JESSE S. CONCEPCION	1864	FT	PL15/5	39,014	87.50%	34,137	15,128	49,265
1	6149	POLICE SERGEANT	JOEY KEN R. CRUZ	1993	FT	PL15/6	40,964	87.50%	35,844	14,538	50,382
1	6149	POLICE SERGEANT	JOHN D. CABRERA	2019	FT	PL15/2	33,702	87.50%	29,489	9,930	39,419
1	6149	POLICE SERGEANT	JOHN PATRICK M. ARRIOLA	1990	FT	PL15/2	33,702	87.50%	29,489	5,741	35,230
1	6149	POLICE SERGEANT	JOHN STEVEN K. SANTOS	2001	FT	PL15/2	33,702	87.50%	29,489	3,435	32,924
1	6149	POLICE SERGEANT	JOSEPH M. MAGOFNA	2032	FT	PL15/2	33,702	87.50%	29,489	9,930	39,419
1	6149	POLICE SERGEANT	JUAN AMURENG K. WABOL	2035	FT	PL15/2	33,702	87.50%	29,489	3,435	32,924
1	6149	POLICE SERGEANT	KEVIN R. MARATITA	2030	FT	PL15/2	33,702	87.50%	29,489	2,787	32,276
1	6149	POLICE SERGEANT	KUI F. ROGOPES	2002	FT	PL15/2	33,702	87.50%	29,489	6,920	36,409
1	6149	POLICE SERGEANT	MAVERICK M. SAURES	2031	FT	PL15/2	33,702	87.50%	29,489	7,451	36,940
1	6149	POLICE SERGEANT	MICHAEL R. LANGDON	1999	FT	PL15/2	33,702	87.50%	29,489	2,787	32,276
1	6149	POLICE SERGEANT	MURPHY H. PAUL	1853	FT	PL15/2	33,702	87.50%	29,489	2,787	32,276
1	6149	POLICE SERGEANT	NORBERT M. PUA	2007	FT	PL15/2	33,702	87.50%	29,489	2,787	32,276
1	6149	POLICE SERGEANT	PETER R. CAMACHO	1862	FT	PL15/1	32,097	87.50%	28,085	13,805	41,889
1	6149	POLICE SERGEANT	RHONDA C. JOHN	1872	FT	PL15/2	33,702	87.50%	29,489	2,787	32,276
1	6149	POLICE SERGEANT	THERESE K. MANGLONA	1998	FT	PL15/2	33,702	87.50%	29,489	14,586	44,075
1	6149	POLICE SERGEANT	VACANT		FT	PL15/1	1	87.50%	1	0	1
1	6149	POLICE SERGEANT	VACANT		FT	PL15/1	1	87.50%	1	0	1
185									3,973,620	811,318	4,784,938

Budget Year: 2025

Department: Department of Public Safety
Division/Activity: Police Saipan
Org Code: 11150500

NOP	Job Class Code	Position	Employee	Employee Number	Personnel Status Code	Pay Grade/Step	Annual Salary	Allocation Percent	Allocation Salary	Total Fringe Benefits	Total
-----	----------------	----------	----------	-----------------	-----------------------	----------------	---------------	--------------------	-------------------	-----------------------	-------

COMMONWEALTH OF THE NORTHERN MARIANA ISLANDS

DEPARTMENT: DEPARTMENT OF PUBLIC SAFETY

DIVISION: ADMINISTRATIVE DIVISION

ORG: 11150100

ORG	OBJECT	DESCRIPTION	2022 ACTUAL	2023 ACTUAL	2024 BUDGET PL 23-09	2025 DEPARTMENT SUBMISSION	2025 GOVERNOR'S PROPOSAL
11150100	61000	WAGES & SALARIES	328,878	234,311	444,675	464,321	406,281
11150100	61005	ARPA PREMIUM PAY	1,552	0	0	0	0
11150100	61010	OVERTIME COMPENSATION	737	361	0	0	0
11150100	61020	HOLIDAY PAY	0	241	0	0	0
11150100	62000	FICA CONTRIBUTION	20,532	14,565	0	28,788	25,189
11150100	62010	MEDICARE CONTRIBUTION	4,802	3,406	0	6,733	5,891
11150100	62100	401K EMPLOYER CONTRIBUTION	0	-18	28	0	0
11150100	62200	HEALTH INSURANCE PREMIUM	25,652	20,961	0	0	25,156
11150100	62211	PERSONNEL INSURANCE	3,181	2,536	0	8,358	5,550
TOTAL PERSONNEL			385,333	276,361	444,703	508,200	468,067
11150100	63000	PROFESSIONAL SERVICES	-137,500	1,530	0	20,000	0
11150100	63100	REPAIR AND MAINTENANCE	-150	0	0	5,000	0
11150100	64090	COMMUNICATIONS	-32,333	0	0	204,000	0
11150100	64100	PRINTING AND PHOTOCOPYING	0	0	0	1,800	0
11150100	65000	OFFICE SUPPLIES	0	0	0	5,500	0
11150100	65010	OPERATIONAL SUPPLIES	0	0	0	20,000	0
11150100	65900	FREIGHT AND HANDLING	-388	194	0	0	0
11150100	69000	OTHER EXPENSES	10,000	0	4,573	0	0
TOTAL OTHER EXPENSES			-160,371	1,724	4,573	256,300	0
11150100	64060	UTILITIES	0	0	0	480,000	0
TOTAL PERSONNEL, OTHER EXPENSES, AND UTILITIES			224,962	278,085	449,276	1,244,500	468,067

COMMONWEALTH OF THE NORTHERN MARIANA ISLANDS

DEPARTMENT: DEPARTMENT OF PUBLIC SAFETY

DIVISION: ADMINISTRATIVE DIVISION

ORG: 11150100

ORG	OBJECT	DESCRIPTION	2022 ACTUAL	2023 ACTUAL	2024 BUDGET PL 23-09	2025 DEPARTMENT SUBMISSION	2025 GOVERNOR'S PROPOSAL
11150100	69010	PUBLIC AUDITOR 1% FEE	644	4,506	0	12,445	4,681
GRAND TOTAL			225,607	282,591	449,276	1,256,945	472,748
NUMBER OF POSITIONS			14	14	14	14	13

Budget Year: 2025

Department: Department of Public Safety
Division/Activity: Administrative Division
Org Code: 11150100

NOP	Job Class Code	Position	Employee	Employee Number	Personnel Status Code	Pay Grade/Step	Annual Salary	Allocation Percent	Allocation Salary	Total Fringe Benefits	Total
1	1106	DIRECTOR ADMINISTRATIVE SERVIC	ELOISE-KAY A. INOS	3284	FT	PL20/11	62,071	87.50%	54,312	8,182	62,494
1	0023	ADMINISTRATIVE ASSISTANT	SHAWNA LEE T. KILELEMAN	3286	FT	PL05/5	22,280	87.50%	19,495	1,491	20,986
1	1015	ADMINISTRATIVE OFFICER I	LUPE B. REPEKI	3276	FT	PL11/5	29,857	87.50%	26,125	2,469	28,594
1	1016	ADMINISTRATIVE OFFICER II	ROSE ANN D. DELA CRUZ	3273	FT	PL13/10	42,012	87.50%	36,761	3,474	40,235
1	1017	ADMINISTRATIVE OFFICER III	ESTHER MARIE B. DELOS REYES	3274	FT	PL15/11	48,635	87.50%	42,555	4,021	46,577
1	1017	ADMINISTRATIVE OFFICER III	LEONARDO T. DUENAS	3259	FT	PL15/10	46,319	87.50%	40,529	10,081	50,610
1	1021	ADMINISTRATIVE SPECIALIST I	SHAWANA O. SABLAN	3256	FT	PL07/4	23,394	87.50%	20,470	1,566	22,036
1	1678	ASST. SYSTEM ADMINISTRATOR	VINCENT B. INOS	3747	FT	PL15/7	40,012	87.50%	35,010	3,308	38,319
1	0043	CLERK I	ANTONIO C. MUNA	3267	FT	PL01/4	17,457	87.50%	15,275	4,218	19,493
1	0043	CLERK I	JOAQISHA KIANA S. AGUON	3268	FT	PL01/4	17,457	87.50%	15,275	1,169	16,443
1	1233	FEDRAL PRGRAM COORDINATOR I	GERRILYN P. DELA CRUZ	3750	FT	PL09/8	31,350	87.50%	27,431	2,099	29,530
1	1638	SUPERVISOR, CRIMINAL RECORDS	ELMA K. TENORIO	3260	FT	PL12/4	29,857	87.50%	26,125	5,518	31,643
1	1685	SYSTEM ADMINISTRATOR	JOHN A. DELEON GUERRERO	3263	FT	PL18/10	53,620	87.50%	46,917	14,191	61,108
13									406,281	61,787	468,067

COMMONWEALTH OF THE NORTHERN MARIANA ISLANDS

DEPARTMENT: DEPARTMENT OF PUBLIC SAFETY

DIVISION: MOTOR VEHICLE DIVISION

ORG: 11150300

ORG	OBJECT	DESCRIPTION	2022 ACTUAL	2023 ACTUAL	2024 BUDGET PL 23-09	2025 DEPARTMENT SUBMISSION	2025 GOVERNOR'S PROPOSAL
11150300	61000	WAGES & SALARIES	194,156	133,567	260,735	294,733	238,722
11150300	61010	OVERTIME COMPENSATION	2,568	0	0	0	0
11150300	61020	HOLIDAY PAY	514	841	0	0	0
11150300	62000	FICA CONTRIBUTION	12,229	8,333	0	18,273	14,801
11150300	62010	MEDICARE CONTRIBUTION	2,860	1,949	0	4,274	3,461
11150300	62200	HEALTH INSURANCE PREMIUM	15,443	10,144	0	0	15,399
11150300	62211	PERSONNEL INSURANCE	1,196	662	0	5,305	1,037
TOTAL PERSONNEL			228,966	155,496	260,735	322,585	273,420
11150300	63100	REPAIR AND MAINTENANCE	0	0	0	11,000	0
11150300	64100	PRINTING AND PHOTOCOPYING	0	0	0	10,000	0
11150300	64800	TRAVEL EXPENSES	0	0	0	2,400	0
11150300	65000	OFFICE SUPPLIES	0	0	0	5,500	0
11150300	65010	OPERATIONAL SUPPLIES	0	0	0	27,500	0
11150300	65900	FREIGHT AND HANDLING	0	0	0	4,800	0
11150300	69000	OTHER EXPENSES	0	0	2,682	0	0
TOTAL OTHER EXPENSES			0	0	2,682	61,200	0
11150300	64060	UTILITIES	0	0	0	0	0
TOTAL PERSONNEL, OTHER EXPENSES, AND UTILITIES			228,966	155,496	263,417	383,785	273,420
11150300	69010	PUBLIC AUDITOR 1% FEE	38,608	2,381	0	3,838	2,734
GRAND TOTAL			267,574	157,877	263,417	387,623	276,154

COMMONWEALTH OF THE NORTHERN MARIANA ISLANDS

DEPARTMENT: DEPARTMENT OF PUBLIC SAFETY

DIVISION: MOTOR VEHICLE DIVISION

ORG: 11150300

ORG	OBJECT	DESCRIPTION	2022 ACTUAL	2023 ACTUAL	2024 BUDGET PL 23-09	2025 DEPARTMENT SUBMISSION	2025 GOVERNOR'S PROPOSAL
		NUMBER OF POSITIONS	11	11	11	12	12

Budget Year: 2025

Department: Department of Public Safety
Division/Activity: Motor Vehicle Division
Org Code: 11150300

NOP	Job Class Code	Position	Employee	Employee Number	Personnel Status Code	Pay Grade/Step	Annual Salary	Allocation Percent	Allocation Salary	Total Fringe Benefits	Total
1	6014	DIRECTOR MOTOR VEHICLES	VACANT		FT	PL19/1	36,292	87.50%	31,755	2,429	34,185
1	0002	ACCOUNT CLERK II	MARY MARGARET M. GODWIN	3278	FT	PL03/4	19,246	87.50%	16,840	1,288	18,129
1	0023	ADMINISTRATIVE ASSISTANT	MAGDALENE MAE B. SALAS	3272	FT	PL05/6	23,394	87.50%	20,470	1,566	22,036
1	1630	DRIVERS LICENSE TECHNICIAN	KATHERINE P. TERRY	3277	FT	PL05/4	21,219	87.50%	18,567	1,755	20,321
1	1631	DRIVERS LICENSE TECHNICIAN II	ANTHONY N. SANTOS	1910	FT	PL07/4	23,394	87.50%	20,470	4,615	25,085
1	1631	DRIVERS LICENSE TECHNICIAN II	JOHN D. ARRIOLA	3258	FT	PL07/4	23,394	87.50%	20,470	1,934	22,404
1	1631	DRIVERS LICENSE TECHNICIAN II	JOSELYN S. CABRERA	3282	FT	PL07/4	23,394	87.50%	20,470	7,817	28,286
1	1631	DRIVERS LICENSE TECHNICIAN II	LINDA ANN T. KOSHIRO	3271	FT	PL07/4	23,394	87.50%	20,470	4,615	25,085
1	1633	VEHICLE REGISTRATION TECH	ALYSSA LINHELLE C. MACARANAS	3257	FT	PL05/4	21,219	87.50%	18,567	1,755	20,321
1	1633	VEHICLE REGISTRATION TECH	BRITNEY ANN C. BORJA	3265	FT	PL05/1	18,330	87.50%	16,039	1,227	17,266
1	1633	VEHICLE REGISTRATION TECH	CELINA LYNN A. ALDAN	3262	FT	PL05/4	21,219	87.50%	18,567	4,470	23,036
1	1633	VEHICLE REGISTRATION TECH	MARIO C. CEPEDA	3998	FT	PL05/1	18,330	87.50%	16,039	1,227	17,266
12									238,722	34,698	273,420

COMMONWEALTH OF THE NORTHERN MARIANA ISLANDS

DEPARTMENT: DEPARTMENT OF PUBLIC WORKS

DIVISION: SECRETARY PUBLIC WORKS

ORG: 11200100

ORG	OBJECT	DESCRIPTION	2022	2023	2024	2025	2025
			ACTUAL	ACTUAL	BUDGET PL 23-09	DEPARTMENT SUBMISSION	GOVERNOR'S PROPOSAL
11200100	61000	WAGES & SALARIES	283,297	202,833	401,907	439,962	358,167
11200100	61020	HOLIDAY PAY	0	3,470	0	0	0
11200100	62000	FICA CONTRIBUTION	17,564	12,791	0	27,278	22,206
11200100	62010	MEDICARE CONTRIBUTION	4,108	2,992	0	6,379	5,193
11200100	62100	401K EMPLOYER CONTRIBUTION	4,452	3,314	0	232	5,413
11200100	62101	RETIREMENT CONTRIBUTIONS	28,996	12,251	0	15,587	12,159
11200100	62200	HEALTH INSURANCE PREMIUM	22,592	10,834	0	0	7,144
11200100	62211	PERSONNEL INSURANCE	3,549	2,638	0	7,919	4,488
TOTAL PERSONNEL			364,558	251,122	401,907	497,357	414,772
11200100	63000	PROFESSIONAL SERVICES	1,470	210	0	0	0
11200100	63100	REPAIR AND MAINTENANCE	10,844	0	0	0	0
11200100	63300	CLEANING SERVICES	6,973	0	0	0	0
11200100	64000	ADMINISTRATIVE COSTS	1,293	0	0	0	0
11200100	64080	DUES AND SUBSCRIPTIONS	234	0	0	0	0
11200100	64090	COMMUNICATIONS	14,999	2,274	0	0	0
11200100	64100	PRINTING AND PHOTOCOPYING	3,265	0	0	0	0
11200100	64110	ADVERTISING	258	0	0	0	0
11200100	64730	RENTAL-OFFICE EQUIPMENT	240	0	0	0	0
11200100	64800	TRAVEL EXPENSES	1,152	171	0	0	0
11200100	65000	OFFICE SUPPLIES	2,248	0	0	0	0
11200100	65010	OPERATIONAL SUPPLIES	12,970	614	0	0	0
11200100	65030	FUEL & LUBRICATE	78,599	1,293	0	0	0
11200100	65040	FURNITURE & FIXTURES	4,032	0	0	0	0

COMMONWEALTH OF THE NORTHERN MARIANA ISLANDS

DEPARTMENT: DEPARTMENT OF PUBLIC WORKS

DIVISION: SECRETARY PUBLIC WORKS

ORG: 11200100

ORG	OBJECT	DESCRIPTION	2022 ACTUAL	2023 ACTUAL	2024 BUDGET PL 23-09	2025 DEPARTMENT SUBMISSION	2025 GOVERNOR'S PROPOSAL
11200100	66070	TECHNOLOGY EQUIP	5,412	0	0	0	0
11200100	69000	OTHER EXPENSES	0	0	0	0	0
TOTAL OTHER EXPENSES			143,990	4,561	0	0	0
11200100	64060	UTILITIES	-2,472	0	0	0	0
TOTAL PERSONNEL, OTHER EXPENSES, AND UTILITIES			506,076	255,684	401,907	497,357	414,772
11200100	69010	PUBLIC AUDITOR 1% FEE	12,555	4,116	4,130	0	4,148
GRAND TOTAL			518,631	259,799	406,037	497,357	418,919
NUMBER OF POSITIONS			12	12	12	12	10

Budget Year: 2025

Department: Department of Public Works
Division/Activity: Secretary Public Works
Org Code: 11200100

NOP	Job Class Code	Position	Employee	Employee Number	Personnel Status Code	Pay Grade/Step	Annual Salary	Allocation Percent	Allocation Salary	Total Fringe Benefits	Total
1	9124	SECRETARY OF DPW	RAY N. YUMUL	5912	AP	UNG	54,000	87.5%	47,250	3,615	50,865
1	1002	ACCOUNTANT II	JUNE R. PANGELINAN	2221	FT	PL12/4	29,857	87.5%	26,125	3,514	29,639
1	1015	ADMINISTRATIVE OFFICER I	RITA ILAL	2239	FT	PL11/5	29,857	87.5%	26,125	3,044	29,169
1	1017	ADMINISTRATIVE OFFICER III	TINA MARIE M. AGUON	2093	FT	PL15/10	46,319	87.5%	40,529	15,989	56,518
1	1017	ADMINISTRATIVE OFFICER III	WINNEFRIDA P. TAITANO	2227	FT	PL15/10	46,319	87.5%	40,529	5,451	45,980
1	1106	DIRECTOR ADMINSTRATVE SERVICES	PETER P. CAMACHO	2257	FT	PL20/10	59,116	87.5%	51,726	4,888	56,614
1	1399	MANAGER, ACCOUNTING BRANCH	RITA P. SIREN	2206	FT	PL18/8	48,635	87.5%	42,555	5,724	48,279
1	1744	SPECIAL ADVISOR	JOSEPH A. ARRIOLA		ES	UNG	40,500	87.5%	35,438	2,711	38,148
1	1629	SUPPLY MANAGEMENT OFFICER	JUAN TOMOKANE	2123	FT	PL16/5	38,106	87.5%	33,343	10,295	43,638
1	0318	SUPPLY TECHNICIAN I	MARCELO I. KILELEMAN	2142	FT	PL03/1	16,626	87.5%	14,547	1,375	15,922
10									358,167	56,604	414,772

COMMONWEALTH OF THE NORTHERN MARIANA ISLANDS

DEPARTMENT: DEPARTMENT OF PUBLIC WORKS
DIVISION: BUILDING SAFETY CODE DIVISION
ORG: 11200200

ORG	OBJECT	DESCRIPTION	2022 ACTUAL	2023 ACTUAL	2024 BUDGET PL 23-09	2025 DEPARTMENT SUBMISSION	2025 GOVERNOR'S PROPOSAL
11200200	61000	WAGES & SALARIES	306,459	219,994	500,810	417,666	409,474
11200200	61020	HOLIDAY PAY	0	3,851	0	0	0
11200200	61200	BOARD & OTHER COMPENSATION	2,645	0	0	0	0
11200200	62000	FICA CONTRIBUTION	19,164	13,878	0	25,895	25,387
11200200	62010	MEDICARE CONTRIBUTION	4,482	3,246	0	6,056	5,937
11200200	62100	401K EMPLOYER CONTRIBUTION	5,050	3,167	0	305	7,260
11200200	62200	HEALTH INSURANCE PREMIUM	25,813	13,447	0	0	23,698
11200200	62211	PERSONNEL INSURANCE	3,485	2,539	0	7,518	4,819
TOTAL PERSONNEL			367,099	260,122	500,810	457,440	476,575
11200200	63100	REPAIR AND MAINTENANCE	175	0	0	0	0
11200200	64090	COMMUNICATIONS	890	0	0	0	0
11200200	64100	PRINTING AND PHOTOCOPYING	65	0	0	0	0
11200200	65010	OPERATIONAL SUPPLIES	1,853	0	0	0	0
11200200	65030	FUEL & LUBRICATE	919	659	0	0	0
11200200	69000	OTHER EXPENSES	0	0	0	0	0
TOTAL OTHER EXPENSES			3,902	659	0	0	0
11200200	64060	UTILITIES	0	0	0	0	0
TOTAL PERSONNEL, OTHER EXPENSES, AND UTILITIES			371,001	260,781	500,810	457,440	476,575
11200200	69010	PUBLIC AUDITOR 1% FEE	5,053	5,463	5,151	0	4,766
GRAND TOTAL			376,055	266,244	505,961	457,440	481,341

COMMONWEALTH OF THE NORTHERN MARIANA ISLANDS

DEPARTMENT: DEPARTMENT OF PUBLIC WORKS
DIVISION: BUILDING SAFETY CODE DIVISION
ORG: 11200200

ORG	OBJECT	DESCRIPTION	2022 ACTUAL	2023 ACTUAL	2024 BUDGET PL 23-09	2025 DEPARTMENT SUBMISSION	2025 GOVERNOR'S PROPOSAL
NUMBER OF POSITIONS			17	17	18	17	13

GENERAL FUND

Budget Year: 2025

Department: Department of Public Works
Division/Activity: Building Safety Code Division
Org Code: 11200200

NOP	Job Class Code	Position	Employee	Employee Number	Personnel Status Code	Pay Grade/Step	Annual Salary	Allocation Percent	Allocation Salary	Total Fringe Benefits	Total
1	1144	ADMINISTRATIVE OFFICER	YVONNE B. TENORIO	2137	ES	UNG	44,000	87.5%	38,500	8,663	47,163
1	1808	ADMINISTRATIVE SPECIALIST	CONSOLACION C. ATALIG	2111	ES	UNG	28,435	87.5%	24,881	6,831	31,712
1	8404	BUILDING PLANS EXAMINER	DANIEL S. BUNIAG	2247	ES	UNG	38,106	87.5%	33,343	10,295	43,638
1	8953	BUILDING INSPECTOR	JOHN PETER C. SABLAN	2244	ES	UNG	33,000	87.5%	28,875	3,884	32,759
1	8972	BUILDING INSPECTOR SUPERVISOR	FRANCISCO D. SABLAN	2091	ES	UNG	45,000	87.5%	39,375	7,206	46,581
1	8971	BUILDING INSPECTOR TRAINEE	JOSEPH C. BORJA	3762	ES	UNG	20,000	87.5%	17,500	1,654	19,154
1	8412	BUILDING PERMIT SPECIALIST	MARY ANN C. MANALO	2418	ES	UNG	30,000	87.5%	26,250	5,966	32,216
1	8412	BUILDING PERMIT SPECIALIST	NADINE B. SABLAN	2287	ES	UNG	33,000	87.5%	28,875	3,364	32,239
1	8906	BUILDING SAFETY OFFICIAL	VACANT		ES	UNG	65,000	87.5%	56,875	4,351	61,226
1	8975	ELECTRICAL ENGINEER	RAUL M. HIDALGO	2245	ES	UNG	44,000	87.5%	38,500	4,485	42,985
1	5904	FLOOD PLAIN ADMINISTRATOR	EDWIN TMARSEL	2094	ES	UNG	49,500	75.0%	37,125	6,122	43,247
1	5900	FLOODPLAIN GIS TECHNICIAN	KEVIN JAMES A. ACEBO	6015	ES	UNG	25,000	87.5%	21,875	2,942	24,817
1	0934	OFFICE CLERK	NAKIA M. REYES	2196	ES	UNG	20,000	87.5%	17,500	1,339	18,839
13									409,474	67,102	476,575

COMMONWEALTH OF THE NORTHERN MARIANA ISLANDS

DEPARTMENT: DEPARTMENT OF PUBLIC WORKS

DIVISION: ROADS AND GROUNDS DIVISION

ORG: 11200500

ORG	OBJECT	DESCRIPTION	2022 ACTUAL	2023 ACTUAL	2024 BUDGET PL 23-09	2025 DEPARTMENT SUBMISSION	2025 GOVERNOR'S PROPOSAL
11200500	61000	WAGES & SALARIES	237,906	165,791	375,937	467,947	409,947
11200500	61020	HOLIDAY PAY	0	3,455	0	0	0
11200500	62000	FICA CONTRIBUTION	14,750	10,493	0	29,013	25,417
11200500	62010	MEDICARE CONTRIBUTION	3,450	2,454	0	6,785	5,944
11200500	62100	401K EMPLOYER CONTRIBUTION	127	42	0	0	0
11200500	62200	HEALTH INSURANCE PREMIUM	30,784	20,593	0	0	35,546
11200500	62211	PERSONNEL INSURANCE	2,167	1,526	0	8,423	3,460
TOTAL PERSONNEL			289,184	204,354	375,937	512,168	480,314
11200500	63100	REPAIR AND MAINTENANCE	5,775	200	0	0	0
11200500	63300	CLEANING SERVICES	558	0	0	0	0
11200500	64070	STORAGE AND HANDLING	190	0	0	0	0
11200500	64800	TRAVEL EXPENSES	0	0	0	0	0
11200500	65010	OPERATIONAL SUPPLIES	1,370	0	0	0	0
11200500	65030	FUEL & LUBRICATE	537	0	0	0	0
11200500	65040	FURNITURE & FIXTURES	450	0	0	0	0
11200500	65900	FREIGHT AND HANDLING	175	175	0	0	0
11200500	69000	OTHER EXPENSES	0	0	0	0	0
TOTAL OTHER EXPENSES			9,056	375	0	0	0
11510100	64060	UTILITIES	0	0	0	0	0
TOTAL PERSONNEL, OTHER EXPENSES, AND UTILITIES			298,240	204,729	375,937	512,168	480,314
11200500	69010	PUBLIC AUDITOR 1% FEE	3,374	3,536	3,867	0	4,803

COMMONWEALTH OF THE NORTHERN MARIANA ISLANDS

DEPARTMENT: DEPARTMENT OF PUBLIC WORKS

DIVISION: ROADS AND GROUNDS DIVISION

ORG: 11200500

ORG	OBJECT	DESCRIPTION	2022 ACTUAL	2023 ACTUAL	2024 BUDGET PL 23-09	2025 DEPARTMENT SUBMISSION	2025 GOVERNOR'S PROPOSAL
GRAND TOTAL			301,614	208,265	379,804	512,168	485,117
NUMBER OF POSITIONS			17	17	27	22	22

Budget Year: 2025

Department: Department of Public Works
Division/Activity: Roads and Grounds Division
Org Code: 11200500

NOP	Job Class Code	Position	Employee	Employee Number	Personnel Status Code	Pay Grade/Step	Annual Salary	Allocation Percent	Allocation Salary	Total Fringe Benefits	Total
1	8216	DIRECTOR, ROADS & GROUNDS	MICHAEL A. BORJA	2212	FT	PL20/4	44,113	87.5%	38,599	7,133	45,731
1	8393	EQUIPMENT OPERATOR II	BENJAMIN A. LIZAMA	2140	FT	PL02/3	17,457	87.5%	15,275	1,169	16,443
1	8394	EQUIPMENT OPERATOR III	JORDAN A. TAGABUEL	2186	FT	PL03/3	18,330	87.5%	16,039	4,712	20,751
1	8395	EQUIPMENT OPERATOR IV	ERNEST . KANAI	2105	FT	PL04/7	23,394	87.5%	20,470	5,419	25,889
1	8395	EQUIPMENT OPERATOR IV	PEDRO T. LITULUMAR	2210	FT	PL04/6	22,280	87.5%	19,495	1,842	21,337
1	8396	EQUIPMENT OPERATOR SUPERVISOR	ROGER ANTHONY I. MARLIK	2100	FT	PL06/4	22,280	87.5%	19,495	5,327	24,822
1	8562	GROUNDS MAINTENANCE FOREMAN II	RAMON R. LISUA	2128	FT	PL08/9	31,350	87.5%	27,431	13,743	41,175
1	8024	ROADS-GROUNDS MAINT BRANCH MGR	JOSEPH MANUEL C. CASTRO	2147	FT	PL15/4	34,564	87.5%	30,243	2,314	32,557
1	1641	SUPPLY SPECIALIST III	RICARDO C. TORRES	2112	FT	PL13/3	29,857	87.5%	26,125	2,469	28,594
1	8797	TRADES HELPER	ARBY YAGUEL		FT	PL01/1	15,080	87.5%	13,195	1,009	14,204
1	8797	TRADES HELPER	EDWIN P. TAITANO	2290	FT	PL01/1	15,080	87.5%	13,195	4,732	17,927
1	8797	TRADES HELPER	FRANCISCO R. ILO	2228	FT	PL01/1	15,080	87.5%	13,195	1,009	14,204
1	8797	TRADES HELPER	FRANKLIN M. IGUEL JR	2129	FT	PL01/3	16,626	87.5%	14,547	1,113	15,660
1	8797	TRADES HELPER	JOH JOSEPH CASTRO		FT	PL01/1	15,080	87.5%	13,195	1,009	14,204
1	8797	TRADES HELPER	JOSE LIZAMA		FT	PL01/1	15,080	87.5%	13,195	1,009	14,204
1	8797	TRADES HELPER	KIR -KRIWO WILLIAM		FT	PL01/1	15,080	87.5%	13,195	1,009	14,204
1	8797	TRADES HELPER	MASINA O. LEUTA	4280	FT	PL01/1	15,080	87.5%	13,195	1,009	14,204
1	8797	TRADES HELPER	NORMAN L. TENORIO	2215	FT	PL01/1	15,080	87.5%	13,195	4,494	17,689
1	8797	TRADES HELPER	SONNY BABAUTA		FT	PL01/1	15,080	87.5%	13,195	1,009	14,204
1	8797	TRADES HELPER	VINCENT C. CASTRO	2146	FT	PL01/3	16,626	87.5%	14,547	1,113	15,660
1	8819	TRADES SPECIALIST II	JOSE M. BABAUTA	2235	FT	PL13/4	31,350	87.5%	27,431	6,077	33,509
1	8808	TRADES TECHNICIAN II	POLICARPIO T. TEREYAMA	3764	FT	PL07/5	24,564	87.5%	21,493	1,644	23,137
22									409,947	70,368	480,314

COMMONWEALTH OF THE NORTHERN MARIANA ISLANDS

DEPARTMENT: DEPARTMENT OF PUBLIC WORKS

DIVISION: TECHNICAL SERVICES DIVISION

ORG: 11200700

ORG	OBJECT	DESCRIPTION	2022 ACTUAL	2023 ACTUAL	2024 BUDGET PL 23-09	2025 DEPARTMENT SUBMISSION	2025 GOVERNOR'S PROPOSAL
11200700	61000	WAGES & SALARIES	486,610	386,439	680,360	682,150	595,559
11200700	61010	OVERTIME COMPENSATION	404	3,089	0	0	0
11200700	61020	HOLIDAY PAY	0	5,307	0	0	0
11200700	62000	FICA CONTRIBUTION	30,194	24,482	0	42,293	36,925
11200700	62010	MEDICARE CONTRIBUTION	7,061	5,726	0	9,891	8,636
11200700	62100	401K EMPLOYER CONTRIBUTION	2,341	1,792	0	169	3,941
11200700	62101	RETIREMENT CONTRIBUTIONS	-62	0	0	0	0
11200700	62200	HEALTH INSURANCE PREMIUM	45,788	45,998	0	0	49,723
11200700	62211	PERSONNEL INSURANCE	5,052	3,655	0	12,279	5,187
TOTAL PERSONNEL			577,388	476,488	680,360	746,782	699,971
11200700	63100	REPAIR AND MAINTENANCE	77,988	0	0	0	0
11200700	69000	OTHER EXPENSES	0	0	0	0	0
TOTAL OTHER EXPENSES			77,988	0	0	0	0
11200700	64060	UTILITIES	0	0	0	0	0
TOTAL PERSONNEL, OTHER EXPENSES, AND UTILITIES			655,377	476,488	680,360	746,782	699,971
11200700	69010	PUBLIC AUDITOR 1% FEE	3,864	7,238	7,030	0	7,000
GRAND TOTAL			659,241	483,726	687,390	746,782	706,971
NUMBER OF POSITIONS			22	29	29	21	21

Budget Year: 2025

Department: Department of Public Works
Division/Activity: Technical Services Division
Org Code: 11200700

NOP	Job Class Code	Position	Employee	Employee Number	Personnel Status Code	Pay Grade/Step	Annual Salary	Allocation Percent	Allocation Salary	Total Fringe Benefits	Total
1	5042	DIRECTOR TECHNICAL SERVICES	ANTHONY A. CAMACHO	2223	FT	PL20/10	59,116	78%	46,110	4,357	50,468
1	1002	ACCOUNTANT II	JERMAYNE D. SASAMOTO	2264	FT	PL12/6	32,918	87.5%	28,803	2,203	31,006
1	1004	ACCOUNTANT IV (SUPERVISOR)	GEORGE C. SABLAN	2205	FT	PL17/8	46,319	87.5%	40,529	3,830	44,359
1	0023	ADMINISTRATIVE ASSISTANT	ANNETTE J. CASTRO	2230	FT	PLO5/3	20,209	87.5%	17,683	1,671	19,354
1	0401	ADMINISTRATIVE ASSISTANT	NOEL JESUS V. MAULDIN	5674	ES	UNG	20,000	87.5%	17,500	1,339	18,839
1	5002	ARCHITECT	CRYSTAL C. DELEON GUERRERO	2177	ES	UNG	70,000	87.5%	61,250	15,837	77,087
1	5002	ARCHITECT	MARIANNE I. TUBIL	2176	ES	UNG	40,000	87.5%	35,000	6,163	41,163
1	5007	ARCHITECTURAL CAD DESIGNER	CONRADO T. LIBUT	4754	ES	UNG	40,000	87.5%	35,000	6,163	41,163
1	8266	CONSTRUCTION INSPECTOR III	RUBEN C. ACEBO	2275	FT	PL10/6	29,857	87.5%	26,125	9,613	35,738
1	1236	FEDRAL PRGRAM COORDINATOR IV	OSCAR C. PANGELINAN	2115	FT	PL17/8	46,319	38%	17,369	1,641	19,011
1	5176	HIGHWAY ENGINEER III	ISAGANI C. SALAZAR	2109	ES	UNG	70,000	38%	26,250	5,737	31,987
1	6172	HIGHWAY INSPECTOR II	JAMES M. REYES	2273	FT	PL10/9	34,564	38%	12,961	992	13,953
1	6169	MGR, TRAFFIC SIGNAL/INSPECTION	THOMAS C. CAMACHO	2138	FT	PL17/8	46,319	87.5%	40,529	4,722	45,250
1	0265	RECEPTIONIST	ANTONIA L. SONGAO	2233	ES	UNG	28,000	87.5%	24,500	2,315	26,815
1	6168	SENIOR HIGHWAY INSPECTOR	JEROME P. SAVEA	2161	FT	PL13/10	42,012	38%	15,755	1,489	17,243
1	8797	TRADES HELPER	JUSTMINT J. CASTRO	3992	PA	UNG	15,080	87.5%	13,195	1,009	14,204
1	8797	TRADES HELPER	KEVIN A. YAMAGATA	2262	FT	PL01/1	15,080	87.5%	13,195	4,494	17,689
1	8818	TRADES SPECIALIST I	DWAYNE ANDREW P. MUNA	2236	FT	PL11/3	27,082	87.5%	23,696	8,957	32,653
1	8818	TRADES SPECIALIST I	IGNACIO C. SANTOS	2096	FT	PL11/9	36,292	87.5%	31,755	15,422	47,177
1	8819	TRADES SPECIALIST II	BELTRAN B. MUNA	2119	FT	PL13/8	38,106	87.5%	33,343	3,151	36,494
1	8819	TRADES SPECIALIST II	HENRY NORMAN R. ANGUI	2145	FT	PL13/9	40,012	87.5%	35,010	3,308	38,319
21									595,559	104,412	699,971

COMMONWEALTH OF THE NORTHERN MARIANA ISLANDS

DEPARTMENT: DEPARTMENT OF PUBLIC WORKS
DIVISION: SOLID WASTE MANAGEMENT DIVISION
ORG: 11200600

ORG	OBJECT	DESCRIPTION	2022	2023	2024	2025	2025
			ACTUAL	ACTUAL	BUDGET PL 23-09	DEPARTMENT SUBMISSION	GOVERNOR'S PROPOSAL
11200600	61000	WAGES & SALARIES	549,017	378,575	770,924	802,231	637,452
11200600	61010	OVERTIME COMPENSATION	0	43	0	0	0
11200600	61015	HAZARD PAY	98,758	5,555	0	0	0
11200600	61020	HOLIDAY PAY	203	7,249	0	0	0
11200600	62000	FICA CONTRIBUTION	40,175	24,150	0	49,738	39,522
11200600	62010	MEDICARE CONTRIBUTION	9,396	5,648	0	11,632	9,243
11200600	62100	401K EMPLOYER CONTRIBUTION	5,700	3,120	0	187	5,061
11200600	62200	HEALTH INSURANCE PREMIUM	34,213	35,077	0	0	25,265
11200600	62211	PERSONNEL INSURANCE	4,213	2,880	0	14,440	4,178
TOTAL PERSONNEL			741,676	462,297	770,924	878,228	720,721
11200600	63000	PROFESSIONAL SERVICES	20,400	33,041	0	0	0
11200600	63100	REPAIR AND MAINTENANCE	63,316	27,279	0	0	0
11200600	64080	DUES AND SUBSCRIPTIONS	710	742	0	0	0
11200600	64090	COMMUNICATIONS	6,862	0	0	0	0
11200600	64100	PRINTING AND PHOTOCOPYING	445	1,807	0	0	0
11200600	64110	ADVERTISING	708	2,763	0	0	0
11200600	64740	RENTAL-HEAVY EQUIPMENTS	7,288	0	0	0	0
11200600	64790	RENTAL-OTHERS	200	0	0	0	0
11200600	64800	TRAVEL EXPENSES	1,279	1,412	0	0	0
11200600	65000	OFFICE SUPPLIES	2,847	0	0	0	0
11200600	65010	OPERATIONAL SUPPLIES	10,173	4,879	0	0	0
11200600	65030	FUEL & LUBRICATE	67,965	0	0	0	0
11200600	65040	FURNITURE & FIXTURES	780	0	0	0	0

COMMONWEALTH OF THE NORTHERN MARIANA ISLANDS

DEPARTMENT: DEPARTMENT OF PUBLIC WORKS
DIVISION: SOLID WASTE MANAGEMENT DIVISION
ORG: 11200600

ORG	OBJECT	DESCRIPTION	2022 ACTUAL	2023 ACTUAL	2024 BUDGET PL 23-09	2025 DEPARTMENT SUBMISSION	2025 GOVERNOR'S PROPOSAL
11200600	66040	MACHINERY	0	6,243	0	0	0
11200600	66070	TECHNOLOGY EQUIP	13,325	0	0	0	0
11200600	69000	OTHER EXPENSES	0	0	0	0	0
TOTAL OTHER EXPENSES			196,299	78,166	0	0	0
11200600	64060	UTILITIES	0	0	0	0	0
TOTAL PERSONNEL, OTHER EXPENSES, AND UTILITIES			937,975	540,463	770,924	878,228	720,721
11200600	69010	PUBLIC AUDITOR 1% FEE	990	7,348	7,634	0	7,207
GRAND TOTAL			938,965	547,810	778,558	878,228	727,928
NUMBER OF POSITIONS			35	36	37	34	36

Budget Year: 2025

Department: Department of Public Works
Division/Activity: Solid Waste Management Division
Org Code: 11200600

NOP	Job Class Code	Position	Employee	Employee Number	Personnel Status Code	Pay Grade/Step	Annual Salary	Allocation Percent	Allocation Salary	Total Fringe Benefits	Total
1	5040	DIRECTOR SOLID WASTE	BLAS T. MAFNAS	2122	FT	PL20/7	51,066	87.5%	51,066	4,826	55,892
1	1001	ACCOUNTANT I	VACANT		FT	PL10/03	1	87.5%	1	0	1
1	0002	ACCOUNT CLERK II	CECILE THERESE B. KUBARII	2151	FT	PL03/3	18,330	87.5%	18,330	1,402	19,732
1	0002	ACCOUNT CLERK II	LEE ROBIN O. KAIPAT	2252	FT	PL03/3	18,330	87.5%	18,330	2,135	20,465
1	0002	ACCOUNT CLERK II	LORA LESLEY K. NORITA	4442	FT	PL03/1	16,626	87.5%	16,626	1,272	17,898
1	0002	ACCOUNT CLERK II	MIKAELA S. BORJA	2180	FT	PL03/3	18,330	87.5%	18,330	1,402	19,732
1	1004	ACCOUNTANT IV (SUPERVISOR)	LELINA T. TORRES	2253	FT	PL17/6	42,012	87.5%	42,012	3,970	45,982
1	0023	ADMINISTRATIVE ASSISTANT	DIDI B. SAN NICOLAS	2619	PB	PL05/6	23,394	87.5%	23,394	5,696	29,090
1	1015	ADMINISTRATIVE OFFICER I	CHRISTINA T. ATALIG	2268	FT	PL11/6	31,350	87.5%	31,350	2,398	33,749
1	1015	ADMINISTRATIVE OFFICER I	NIEVES U. REYES	3496	FT	PL11/3	27,082	87.5%	27,082	10,786	37,868
1	8392	EQUIPMENT OPERATOR I	CHARLES MAVERICK K. CANGCO	2174	FT	PL02/5	19,246	87.5%	19,246	1,472	20,719
1	8392	EQUIPMENT OPERATOR I	MANUEL M. TORRES	2126	FT	PL02/4	18,330	87.5%	18,330	1,402	19,732
1	8393	EQUIPMENT OPERATOR II	EZEKIEL . FITIAL	2098	FT	PL02/6	20,209	87.5%	20,209	1,546	21,755
1	8393	EQUIPMENT OPERATOR II	ANTHONY CABRERA E JR.		FT	PL02/1	15,834	87.5%	15,834	1,211	17,045
1	8393	EQUIPMENT OPERATOR II	VACANT		FT	PL04/6	1	87.5%	1	0	1
1	8394	EQUIPMENT OPERATOR III	SIMON M. KAAINOVA	2158	FT	PL03/6	21,219	87.5%	21,219	1,623	22,842
1	8395	EQUIPMENT OPERATOR IV	BRADLEY A. PINAULA	2250	FT	PL04/2	18,330	87.5%	18,330	2,135	20,465
1	8395	EQUIPMENT OPERATOR IV	CASS AXEL T. CASTRO	2237	FT	PL04/6	22,280	87.5%	22,280	1,704	23,984
1	8395	EQUIPMENT OPERATOR IV	JACK FRANCKLYN A. IGISAIAR III	2278	FT	PL04/3	19,246	87.5%	19,246	1,472	20,719
1	8395	EQUIPMENT OPERATOR IV	ROYCE M. HOCOG	2214	FT	PL04/6	22,280	87.5%	22,280	1,704	23,984
1	8395	EQUIPMENT OPERATOR IV	VACANT		FT	PL04/7	1	87.5%	1	0	1
1	8395	EQUIPMENT OPERATOR IV	VACANT		FT	PL04/6	1	87.5%	1	0	1
1	8396	EQUIPMENT OPERATOR SUPERVISOR	JIMMY C. MANALANG	2157	FT	PL06/7	25,792	87.5%	25,792	2,437	28,229
1	8741	SOLID WASTE BRANCH MANAGER	MICHAEL B. MANGLONA	2209	FT	PL16/5	38,106	87.5%	38,106	2,915	41,022
1	8741	SOLID WASTE BRANCH MANAGER	VACANT		FT	PL16/5	1	87.5%	1	0	1
1	8741	SOLID WASTE BRANCH MANAGER	VACANT		FT	PL16/5	1	87.5%	1	0	1
1	8743	SOLID WASTE MAINT LF SUPERVISOR	RAY S. LAZARO	3510	FT	UNG	32,918	87.5%	32,918	15,578	48,496
1	8743	SOLID WASTE MAINT LF SUPERVISOR	VACANT		LT	UNG	1	87.5%	1	0	1
1	8743	SOLID WASTE MAINT LF SUPERVISOR	VACANT		LT	UNG	1	87.5%	1	0	1
1	0319	SUPPLY TECHNICIAN II	PAYTHON S. RDIALL	2150	FT	PL04/6	22,280	87.5%	22,280	5,189	27,469
1	8797	TRADES HELPER	ALFRED P. TAITANO	2220	FT	PL01/1	15,080	87.5%	15,080	1,154	16,234
1	8797	TRADES HELPER	CRAIG BRANDON A. CEPEDA	2284	FT	PL01/2	15,834	87.5%	15,834	1,211	17,045
1	8797	TRADES HELPER	JESSE RAYMOND C. TAITANO	4167	PB	PL01/3	16,626	87.5%	16,626	1,272	17,898
1	8797	TRADES HELPER	RICARDO R. RASA	2261	FT	PL01/4	17,457	87.5%	17,457	1,335	18,792
1	8819	TRADES SPECIALIST II	ALVIN B. OGO	3504	FT	PL13/3	29,857	87.5%	29,857	4,016	33,873
1			VACANT				1	87.5%	1	0	1
									637,452	83,269	720,721

COMMONWEALTH OF THE NORTHERN MARIANA ISLANDS

DEPARTMENT: FIRST SENATORIAL DISTRICT

DIVISION: MAYOR ROTA

ORG: 12270100

ORG	OBJECT	DESCRIPTION	2022	2023	2024	2025	2025
			ACTUAL	ACTUAL	BUDGET PL 23-09	DEPARTMENT SUBMISSION	GOVERNOR'S PROPOSAL
12270100	61000	WAGES & SALARIES	1,358,036	1,915,776	2,150,229	2,282,000	1,897,625
12270100	61010	OVERTIME COMPENSATION	538	548	0	0	0
12270100	61020	HOLIDAY PAY	157	47,474	0	0	0
12270100	62000	FICA CONTRIBUTION	84,241	125,218	0	141,484	117,653
12270100	62010	MEDICARE CONTRIBUTION	19,701	31,978	0	33,089	27,516
12270100	62100	401K EMPLOYER CONTRIBUTION	13,443	10,037	0	11,145	8,890
12270100	62101	RETIREMENT CONTRIBUTIONS	4,790	1,852	0	0	0
12270100	62200	HEALTH INSURANCE PREMIUM	43,407	71,457	0	83,460	83,460
12270100	62211	PERSONNEL INSURANCE	4,681	5,691	0	5,895	4,870
TOTAL PERSONNEL			1,528,995	2,210,031	2,150,229	2,557,073	2,140,013
12270100	63000	PROFESSIONAL SERVICES	11,454	0	0	0	0
12270100	63001	OFFICIAL REPRESENTATION	12,189	2,926	0	15,000	0
12270100	63100	REPAIR AND MAINTENANCE	20,762	2,884	0	20,000	0
12270100	63300	CLEANING SERVICES	200	0	0	0	0
12270100	63500	INAUGURATION EXPENSE	0	25,000	0	0	0
12270100	64090	COMMUNICATIONS	9,179	57,155	0	27,000	0
12270100	64100	PRINTING AND PHOTOCOPYING	0	2,458	0	3,500	0
12270100	64110	ADVERTISING	0	409	0	0	0
12270100	64700	RENTAL-VEHICLES	240	0	0	0	0
12270100	64710	RENTAL-HOUSING	3,402	0	0	0	0
12270100	64720	RENTAL-OFFICES	39,000	0	0	0	0
12270100	64790	RENTAL-OTHERS	8,000	8,000	0	0	0
12270100	64800	TRAVEL EXPENSES	72,733	14,581	0	20,000	0

COMMONWEALTH OF THE NORTHERN MARIANA ISLANDS

DEPARTMENT: FIRST SENATORIAL DISTRICT

DIVISION: MAYOR ROTA

ORG: 12270100

ORG	OBJECT	DESCRIPTION	2022 ACTUAL	2023 ACTUAL	2024 BUDGET PL 23-09	2025 DEPARTMENT SUBMISSION	2025 GOVERNOR'S PROPOSAL
12270100	65000	OFFICE SUPPLIES	2,755	5,796	0	15,000	0
12270100	65010	OPERATIONAL SUPPLIES	19,579	13,603	0	60,000	0
12270100	65030	FUEL & LUBRICATE	16,974	26,065	0	60,000	0
12270100	65040	FURNITURE & FIXTURES	0	4,865	0	0	0
12270100	65900	FREIGHT AND HANDLING	1,000	1,000	0	10,000	0
12270100	66000	CAPITAL ASSETS	4,992	586	0	0	0
12270100	66040	MACHINERY	0	0	0	15,000	0
12270100	66060	VEHICLES	44,999	0	0	0	0
12270100	66070	TECHNOLOGY EQUIP	0	13,646	0	25,000	0
12270100	69000	OTHER EXPENSES	19,780	66,661	0	250,000	0
12270100	69110	CONTRIBUTIONS / DONATIONS	3,790	0	0	0	0
TOTAL OTHER EXPENSES			291,029	245,634	0	520,500	0
12270100	64060	UTILITIES	767	0		690,500	250,000
TOTAL PERSONNEL, OTHER EXPENSES, AND UTILITIES			1,820,790	2,455,665	2,150,229	3,768,073	2,390,013
12270100	69010	PUBLIC AUDITOR 1% FEE	6,114	24,097	122,098	40,000	23,900
GRAND TOTAL			1,826,904	2,479,763	2,272,327	3,808,073	2,413,914
NUMBER OF POSITIONS			110	112	112	110	103

GENERAL FUND

Budget Year: 2025

Department: First Senatorial District
Division/Activity: Mayor Rota
Org Code: 12270100

NOP	Job Class Code	Position	Employee	Employee Number	Personnel Status Code	Pay Grade/Step	Annual Salary	Allocation Percent	Allocation Salary	Total Fringe Benefits	Total
1	9090	MAYOR OF ROTA	AUBRY M HOCOG	2720	EL	UNG	75,000	100%	75,000	14,231	89,231
1	0401	ADMINISTRATIVE ASSISTANT	ALICIA M OGO	3317	ES	UNG	23,000	87.5%	20,125	1,902	22,027
1	0401	ADMINISTRATIVE ASSISTANT	ANA MAGOFNA	2529	ES	UNG	18,000	87.5%	15,750	1,205	16,955
1	0401	ADMINISTRATIVE ASSISTANT	APRIL LYN A IGISAIAR	5972	ES	UNG	18,000	87.5%	15,750	1,205	16,955
1	0401	ADMINISTRATIVE ASSISTANT	ASIE MARLENA C ATALIG	2554	ES	UNG	16,000	87.5%	14,000	1,071	15,071
1	0401	ADMINISTRATIVE ASSISTANT	BARBARA H CAMACHO	3379	ES	UNG	21,000	87.5%	18,375	1,406	19,781
1	0401	ADMINISTRATIVE ASSISTANT	BEDA JUANA B CABRERA	5967	ES	UNG	18,000	87.5%	15,750	1,205	16,955
1	0401	ADMINISTRATIVE ASSISTANT	CHERYL M REYES	2696	ES	UNG	22,000	87.5%	19,250	12,970	32,220
1	0401	ADMINISTRATIVE ASSISTANT	DAICIA M CHARFAUROS	4000	ES	UNG	16,000	87.5%	14,000	1,071	15,071
1	0401	ADMINISTRATIVE ASSISTANT	DAISY T ATALIG	2645	ES	UNG	16,000	87.5%	14,000	1,071	15,071
1	0401	ADMINISTRATIVE ASSISTANT	DOLORES A LIZAMA	3175	ES	UNG	20,000	87.5%	17,500	1,339	18,839
1	0401	ADMINISTRATIVE ASSISTANT	ELIZABETH A KANI	3376	ES	UNG	18,000	87.5%	15,750	1,205	16,955
1	0401	ADMINISTRATIVE ASSISTANT	FELISA P JACK	3367	ES	UNG	18,000	87.5%	15,750	1,205	16,955
1	0401	ADMINISTRATIVE ASSISTANT	FLORIA BREE Q MARATITA	3356	ES	UNG	16,000	87.5%	14,000	1,071	15,071
1	0401	ADMINISTRATIVE ASSISTANT	FRANCES ELAINE H ATALIG	3362	ES	UNG	19,000	87.5%	16,625	1,272	17,897
1	0401	ADMINISTRATIVE ASSISTANT	FRANTORIA M UDDIN	3358	ES	UNG	16,000	87.5%	14,000	1,071	15,071
1	0401	ADMINISTRATIVE ASSISTANT	IJULINDA M TAISACAN	3384	ES	UNG	20,000	87.5%	17,500	2,354	19,854
1	0401	ADMINISTRATIVE ASSISTANT	JAVIANN H LIZAMA	2525	ES	UNG	18,000	87.5%	15,750	1,205	16,955
1	0401	ADMINISTRATIVE ASSISTANT	JESSICA A MARATITA	3375	ES	UNG	19,000	87.5%	16,625	1,272	17,897
1	0401	ADMINISTRATIVE ASSISTANT	JOREEN F AYUYU	5485	ES	UNG	18,000	87.5%	15,750	1,205	16,955
1	0401	ADMINISTRATIVE ASSISTANT	JULIA MARIA M OGO	3353	ES	UNG	19,000	87.5%	16,625	1,937	18,562
1	0401	ADMINISTRATIVE ASSISTANT	LOEWE Q HOCOG	4035	ES	UNG	20,000	87.5%	17,500	1,339	18,839
1	0401	ADMINISTRATIVE ASSISTANT	MARIA NINA D ATALIG	3340	ES	UNG	24,000	87.5%	21,000	1,607	22,607
1	0401	ADMINISTRATIVE ASSISTANT	MARY CARLEEN O ATALIG	3329	ES	UNG	18,000	87.5%	15,750	1,488	17,238
1	0401	ADMINISTRATIVE ASSISTANT	MARY CHRISTINE S FUJIHIRA	2538	ES	UNG	17,000	87.5%	14,875	1,138	16,013
1	0401	ADMINISTRATIVE ASSISTANT	MAXINE D CALVO	3380	ES	UNG	16,000	87.5%	14,000	1,071	15,071
1	0401	ADMINISTRATIVE ASSISTANT	PIONA MARIE M QUITUGUA	2569	ES	UNG	18,000	87.5%	15,750	1,205	16,955
1	0401	ADMINISTRATIVE ASSISTANT	RITA M GARCES	3381	ES	UNG	21,000	87.5%	18,375	1,736	20,111
1	0401	ADMINISTRATIVE ASSISTANT	SHEENA ANN MESNGON	5970	ES	UNG	16,000	87.5%	14,000	1,071	15,071
1	0401	ADMINISTRATIVE ASSISTANT	STACEY P CABRERA	2599	ES	UNG	16,000	87.5%	14,000	1,071	15,071
1	0401	ADMINISTRATIVE ASSISTANT	TIONICA S FUJIHIRA	2562	ES	UNG	16,000	87.5%	14,000	1,071	15,071
1	0401	ADMINISTRATIVE ASSISTANT	VIVIAN O HOCOG	2452	ES	UNG	23,000	87.5%	20,125	2,345	22,470
1	0401	ADMINISTRATIVE ASSISTANT	YVONNE A PINAULA	3366	ES	UNG	19,000	87.5%	16,625	1,272	17,897
1	0401	ADMINISTRATIVE OFFICER	SANDRA M MASGA	2586	ES	UNG	33,500	87.5%	29,313	2,770	32,083
1	0963	ASSISTANT CIP COORDINATOR	EFRAIM M ATALIG	3315	ES	UNG	26,000	87.5%	22,750	6,135	28,885
1	0963	ASSISTANT CIP COORDINATOR	JESSE A PUA	4716	ES	UNG	23,000	87.5%	20,125	1,540	21,665
1	9161	ASST. FOR WOMEN'S AFFAIRS	EVELYN M ATALIG	2470	ES	UNG	24,000	87.5%	21,000	5,932	26,932
1	1052	BUDGET OFFICER	JOSHUA JAMES M CALVO	1748	ES	UNG	33,500	87.5%	29,313	9,386	38,699
1	9029	CHIEF OF STAFF	DEAN REYNOLD A MANGLONA	3699	ES	UNG	45,000	87.5%	39,375	14,163	53,538
1	2910	COMMUNITY WORKER	ALEX P MONGKEYA	5969	ES	UNG	19,000	87.5%	16,625	1,272	17,897

GENERAL FUND

Budget Year: 2025

Department: First Senatorial District
Division/Activity: Mayor Rota
Org Code: 12270100

NOP	Job Class Code	Position	Employee	Employee Number	Personnel Status Code	Pay Grade/Step	Annual Salary	Allocation Percent	Allocation Salary	Total Fringe Benefits	Total
1	2910	COMMUNITY WORKER	ANTHONY T NAPUTI	4095	ES	UNG	16,000	87.5%	14,000	1,071	15,071
1	2910	COMMUNITY WORKER	ARLENE A CASTRO	5964	ES	UNG	20,000	87.5%	17,500	1,339	18,839
1	2910	COMMUNITY WORKER	AUSTON CRAIG M REYES	3348	ES	UNG	18,000	87.5%	15,750	1,205	16,955
1	2910	COMMUNITY WORKER	BARBARA C MANGLONA	3327	ES	UNG	20,000	87.5%	17,500	1,339	18,839
1	2910	COMMUNITY WORKER	BENJAMIN JASON I MANGLONA	3369	ES	UNG	18,000	87.5%	15,750	1,205	16,955
1	2910	COMMUNITY WORKER	BENNY A ROSARIO JR	5973	ES	UNG	18,000	87.5%	15,750	1,205	16,955
1	2910	COMMUNITY WORKER	BERNARD T APATANG	2663	ES	UNG	23,000	87.5%	20,125	1,540	21,665
1	2910	COMMUNITY WORKER	BILIA M MANGLONA	3371	ES	UNG	18,000	87.5%	15,750	1,835	17,585
1	2910	COMMUNITY WORKER	CARMEN T CABRERA	3346	ES	UNG	18,000	87.5%	15,750	1,488	17,238
1	2910	COMMUNITY WORKER	CLAUDIA ANN B MASGA	3385	ES	UNG	23,000	87.5%	20,125	1,540	21,665
1	2910	COMMUNITY WORKER	CLEMENTINA F TORRES	3328	ES	UNG	18,000	87.5%	15,750	1,205	16,955
1	2910	COMMUNITY WORKER	CRISENCIA M SAN NICOLAS	2616	ES	UNG	18,000	87.5%	15,750	1,205	16,955
1	2910	COMMUNITY WORKER	DANNY KENT T KING	3372	ES	UNG	23,000	87.5%	20,125	1,540	21,665
1	2910	COMMUNITY WORKER	DAVEN J HOCOG	2537	ES	UNG	20,000	87.5%	17,500	1,339	18,839
1	2910	COMMUNITY WORKER	DAVID J HOCOG	2603	ES	UNG	16,000	87.5%	14,000	1,071	15,071
1	2910	COMMUNITY WORKER	DELTON JAY D MASGA	2575	ES	UNG	18,000	87.5%	15,750	1,205	16,955
1	2910	COMMUNITY WORKER	DERWIN T ATALIG	5968	ES	UNG	18,000	87.5%	15,750	1,205	16,955
1	2910	COMMUNITY WORKER	DONOVIN ANTHONY A. LIZAMA		ES	UNG	18,000	87.5%	15,750	1,205	16,955
1	2910	COMMUNITY WORKER	DRAY ANTHONY A SAN NICOLAS	2559	ES	UNG	17,000	87.5%	14,875	1,138	16,013
1	2910	COMMUNITY WORKER	EDUARDO S MARASIGAN	3338	ES	UNG	18,000	87.5%	15,750	1,205	16,955
1	2910	COMMUNITY WORKER	EDWIN J ORILLA	3383	ES	UNG	21,000	87.5%	18,375	2,141	20,516
1	2910	COMMUNITY WORKER	ELIZABETH C BARCINAS	3326	ES	UNG	19,000	87.5%	16,625	1,272	17,897
1	2910	COMMUNITY WORKER	EMANUEL COLIN D ALUBIA	4653	ES	UNG	16,000	87.5%	14,000	1,071	15,071
1	2910	COMMUNITY WORKER	FELICIANO S MENDIOLA	5404	ES	UNG	20,000	87.5%	17,500	1,339	18,839
1	2910	COMMUNITY WORKER	FLORENDA M ROSARIO	2584	ES	UNG	16,000	87.5%	14,000	1,071	15,071
1	2910	COMMUNITY WORKER	GALEN WAYNE T CRISOSTOMO	1344	ES	UNG	16,000	87.5%	14,000	1,071	15,071
1	2910	COMMUNITY WORKER	GEORGE B BISALA	5553	ES	UNG	21,000	87.5%	18,375	1,406	19,781
1	2910	COMMUNITY WORKER	ISAIAH SOLANG	5392	ES	UNG	17,000	87.5%	14,875	1,138	16,013
1	2910	COMMUNITY WORKER	JEREMY JOHN ATALIG II	3951	ES	UNG	16,000	87.5%	14,000	1,071	15,071
1	2910	COMMUNITY WORKER	JESSTOR C ROSARIO	2516	ES	UNG	18,000	87.5%	15,750	1,205	16,955
1	2910	COMMUNITY WORKER	JESUS G DE JESUS	3343	ES	UNG	16,000	87.5%	14,000	1,071	15,071
1	2910	COMMUNITY WORKER	JOEMARI P BATO-ON	3342	ES	UNG	18,000	87.5%	15,750	12,639	28,389
1	2910	COMMUNITY WORKER	LARRY JOHN T ATALIG	1358	ES	UNG	16,000	87.5%	14,000	1,071	15,071
1	2910	COMMUNITY WORKER	LUIS M AYUYU	788	ES	UNG	16,000	87.5%	14,000	1,071	15,071
1	2910	COMMUNITY WORKER	LUIS S OGO	3814	ES	UNG	25,000	87.5%	21,875	1,673	23,548
1	2910	COMMUNITY WORKER	MAGGIE LYNN H LIZAMA	3354	ES	UNG	22,000	87.5%	19,250	1,473	20,723
1	2910	COMMUNITY WORKER	MANASES M MANGLONA JR	3334	ES	UNG	20,000	87.5%	17,500	1,339	18,839
1	2910	COMMUNITY WORKER	MARIA O AYUYU	3330	ES	UNG	18,000	87.5%	15,750	1,835	17,585
1	2910	COMMUNITY WORKER	MD JAMAL UDDIN	3361	ES	UNG	20,000	87.5%	17,500	2,039	19,539
1	2910	COMMUNITY WORKER	MELISSA O HOCOG	3365	ES	UNG	20,000	87.5%	17,500	1,339	18,839

GENERAL FUND

Budget Year: 2025

Department: First Senatorial District
Division/Activity: Mayor Rota
Org Code: 12270100

NOP	Job Class Code	Position	Employee	Employee Number	Personnel Status Code	Pay Grade/Step	Annual Salary	Allocation Percent	Allocation Salary	Total Fringe Benefits	Total
1	2910	COMMUNITY WORKER	MERLITA M MASGA	3350	ES	UNG	18,000	87.5%	15,750	1,835	17,585
1	2910	COMMUNITY WORKER	PATRICK M OGO JR	2706	ES	UNG	20,000	87.5%	17,500	1,339	18,839
1	2910	COMMUNITY WORKER	REBECCA M NORITA	2464	ES	UNG	16,000	87.5%	14,000	1,071	15,071
1	2910	COMMUNITY WORKER	TASI M MANGLONA	2555	ES	UNG	16,000	87.5%	14,000	1,071	15,071
1	2910	COMMUNITY WORKER	TROY B MANGLONA	3357	ES	UNG	16,000	87.5%	14,000	1,071	15,071
1	2910	COMMUNITY WORKER	VICENTE M ROSARIO	3331	ES	UNG	18,000	87.5%	15,750	1,205	16,955
1	2910	COMMUNITY WORKER	VICTOR VAL B HOCOG	2481	ES	UNG	27,000	87.5%	23,625	1,807	25,432
1	2910	COMMUNITY WORKER	VIOLETA O CABRERA	3344	ES	UNG	18,000	87.5%	15,750	1,205	16,955
1	2910	COMMUNITY WORKER	VIRGINIA T DEJESUS	3325	ES	UNG	19,000	87.5%	16,625	1,272	17,897
1	2910	COMMUNITY WORKER	ZORANA JEAN B CABRERA	2649	ES	UNG	20,000	87.5%	17,500	1,339	18,839
1	1912	EXECUTIVE SECRETARY	ZENA EILEEN C MANGLONA	5643	ES	UNG	35,000	87.5%	30,625	2,343	32,968
1	8947	MECHANIC	JUAN B ROBERTO	2460	ES	UNG	29,000	87.5%	25,375	9,085	34,460
1	1886	MEDICAL ASSISTANCE COORDINATOR	MADEE LYNN V MANGLONA	3337	ES	UNG	30,000	87.5%	26,250	2,008	28,258
1	9329	PRESS SECRETARY	IVAN T MEREB JR	2689	ES	UNG	23,000	87.5%	20,125	5,830	25,955
1	1135	PROCUREMENT OFFICER	MERLINDA A ATALIG	2658	ES	UNG	26,000	87.5%	22,750	1,740	24,490
1	1901	PROGRAM OFFICER	DINA A SONGAO	5974	ES	UNG	28,000	87.5%	24,500	5,359	29,859
1	1901	PROGRAM OFFICER	JENNIFER T MANGLONA	3336	ES	UNG	24,000	87.5%	21,000	2,447	23,447
1	1901	PROGRAM OFFICER	MARCIAN C MANGLONA JR	3389	ES	UNG	24,000	87.5%	21,000	1,607	22,607
1	1901	PROGRAM OFFICER	MICHAEL M QUICHOCHO JR	3352	ES	UNG	24,000	87.5%	21,000	1,607	22,607
1	1901	PROGRAM OFFICER	ROCKHUDSON S WEILBACHER	3388	ES	UNG	20,000	87.5%	17,500	1,339	18,839
1	9251	SA FOR HOMELAND SECURITY	IGNACIO S MENDIOLA	2592	ES	UNG	24,000	87.5%	21,000	5,470	26,470
1	1932	WOMEN'S AFFAIRS REPRESENTATIVE	JOAQUINA L KING	3730	ES	UNG	38,000	87.5%	33,250	2,544	35,794
1	1932	WOMEN'S AFFAIRS REPRESENTATIVE	MARY ELIZABETH P SAN NICOLAS	2627	ES	UNG	26,000	87.5%	22,750	13,301	36,051
103									1,897,625	242,388	2,140,013

COMMONWEALTH OF THE NORTHERN MARIANA ISLANDS

DEPARTMENT: FIRST SENATORIAL DISTRICT

DIVISION: MUNICIPAL COUNCIL ROTA

ORG: 12710100

ORG	OBJECT	DESCRIPTION	2022 ACTUAL	2023 ACTUAL	2024 BUDGET PL 23-09	2025 DEPARTMENT SUBMISSION	2025 GOVERNOR'S PROPOSAL
12710100	61000	WAGES & SALARIES	49,177	134,020	170,585	178,122	139,238
12710100	61020	HOLIDAY PAY	0	7,177	0	0	0
12710100	62000	FICA CONTRIBUTION	3,049	8,714	0	11,044	8,633
12710100	62010	MEDICARE CONTRIBUTION	713	2,038	0	2,583	2,019
12710100	62101	RETIREMENT CONTRIBUTIONS	0	0	0	0	0
12710100	62211	PERSONNEL INSURANCE	0	0	0	0	0
TOTAL PERSONNEL			52,939	151,949	170,585	191,749	149,890
12710100	63000	PROFESSIONAL SERVICES	1,700	125	0	0	0
12710100	63001	OFFICIAL REPRESENTATION	2,799	602	0	9,000	0
12710100	64040	LICENSES AND FEES	0	0	0	1,000	0
12710100	64080	DUES AND SUBSCRIPTIONS	0	0	0	10,000	0
12710100	64090	COMMUNICATIONS	0	7,500	0	0	0
12710100	64100	PRINTING AND PHOTOCOPYING	0	101	0	0	0
12710100	64710	RENTAL-HOUSING	184	0	0	0	0
12710100	64800	TRAVEL EXPENSES	20,955	28,140	0	20,000	0
12710100	65000	OFFICE SUPPLIES	2,304	17	0	5,000	0
12710100	65010	OPERATIONAL SUPPLIES	4,333	2,241	0	0	0
12710100	65020	FOOD ITEMS	293	0	0	0	0
12710100	65030	FUEL & LUBRICATE	5,000	10,500	0	15,000	0
12710100	65040	FURNITURE & FIXTURES	0	0	0	1,000	0
12710100	65900	FREIGHT AND HANDLING	65	3,000	0	15,000	0
12710100	66000	CAPITAL ASSETS	3,820	506	0	0	0
12710100	66040	MACHINERY	0	1,398	0	20,000	0

COMMONWEALTH OF THE NORTHERN MARIANA ISLANDS

DEPARTMENT: FIRST SENATORIAL DISTRICT

DIVISION: MUNICIPAL COUNCIL ROTA

ORG: 12710100

ORG	OBJECT	DESCRIPTION	2022 ACTUAL	2023 ACTUAL	2024 BUDGET PL 23-09	2025 DEPARTMENT SUBMISSION	2025 GOVERNOR'S PROPOSAL
12710100	66060	VEHICLES	0	0	0	5,000	0
12710100	66070	TECHNOLOGY EQUIP	0	0	0	13,000	0
12710100	69000	OTHER EXPENSES	23	9,138	0	0	0
12710100	69110	CONTRIBUTIONS / DONATIONS	192	0	0	0	0
TOTAL OTHER EXPENSES			41,669	63,269	0	114,000	0
12190500	64060	UTILITIES	0	0	0	0	0
TOTAL PERSONNEL, OTHER EXPENSES, AND UTILITIES			94,608	215,218	170,585	305,749	149,890
12710100	69010	PUBLIC AUDITOR 1% FEE	9,341	2,407	1,755	3,756	1,499
GRAND TOTAL			103,949	217,625	172,340	309,505	151,388
NUMBER OF POSITIONS			9	10	9	9	8

GENERAL FUND

Budget Year: 2025

Department: First Senatorial District
Division/Activity: Municipal Council Rota
Org Code: 12710100

NOP	Job Class Code	Position	Employee	Employee Number	Personnel Status Code	Pay Grade/Step	Annual Salary	Allocation Percent	Allocation Salary	Total Fringe Benefits	Total
1	1144	ADMINISTRATIVE OFFICER	ANABEL S ULLOA	2714	ES	UNG	22,000	87.5%	19,250	1,473	20,723
1	9017	ASSISTANT FOR SPECIAL PROJECTS	BREDLEY A ATALIG	2655	ES	UNG	17,033	87.5%	14,904	1,140	16,044
1	9017	ASSISTANT FOR SPECIAL PROJECTS	MEAGAN BREESE T SABLAN	2574	ES	UNG	20,263	87.5%	17,730	1,356	19,086
1	9029	CHIEF OF STAFF	MICHAEL C SIKEBERT	3177	ES	UNG	27,256	87.5%	23,849	1,824	25,673
1	0890	CLERK-PAYROLL/PERSONNEL	BEATA S SONGAO	2595	ES	UNG	17,000	87.5%	14,875	1,138	16,013
1	9692	COMMUNITY SERVICE FIELD SUPV	IRVIN M TAIMANAO	4732	ES	UNG	22,969	87.5%	20,098	1,537	21,635
1	2910	COMMUNITY WORKER	LUIS M MANGLONA	2623	ES	UNG	17,008	87.5%	14,882	1,138	16,020
1	2910	COMMUNITY WORKER	MARK WAYNE H TORRES	5982	ES	UNG	15,600	87.5%	13,650	1,044	14,694
8									139,238	10,652	149,890

COMMONWEALTH OF THE NORTHERN MARIANA ISLANDS

DEPARTMENT: FIRST SENATORIAL DISTRICT
DIVISION: FINANCE AND ACCOUNTING ROTA
ORG: 12170800

ORG	OBJECT	DESCRIPTION	2022 ACTUAL	2023 ACTUAL	2024 BUDGET PL 23-09	2025 DEPARTMENT SUBMISSION	2025 GOVERNOR'S PROPOSAL
12170800	61000	WAGES & SALARIES	98,930	108,333	130,594	321,017	119,219
12170800	61010	OVERTIME COMPENSATION	1,233	929	0	10,000	0
12170800	61020	HOLIDAY PAY	85	2,062	0	0	0
12170800	61050	PERFORMANCE BONUS	0	0	0	3,000	0
12170800	62000	FICA CONTRIBUTION	6,215	6,902	0	19,903	7,392
12170800	62010	MEDICARE CONTRIBUTION	1,454	1,614	0	4,655	1,729
12170800	62100	401K EMPLOYER CONTRIBUTION	998	1,003	0	0	1,045
12170800	62101	RETIREMENT CONTRIBUTIONS	0	0	0	24,645	0
12170800	62211	PERSONNEL INSURANCE	908	1,051	0	5,778	1,165
TOTAL PERSONNEL			109,823	121,894	130,594	388,998	130,549
12170800	63100	REPAIR AND MAINTENANCE	35,500	0	0	5,000	0
12170800	64090	COMMUNICATIONS	0	0	0	5,000	0
12170800	64100	PRINTING AND PHOTOCOPYING	0	0	0	1,000	0
12170800	64110	ADVERTISING	0	0	0	500	0
12170800	64720	RENTAL-OFFICES	0	0	0	30,000	0
12170800	64800	TRAVEL EXPENSES	28,576	97	0	55,000	0
12170800	65000	OFFICE SUPPLIES	0	115	0	2,000	0
12170800	65010	OPERATIONAL SUPPLIES	40	0	0	5,000	0
12170800	65030	FUEL & LUBRICATE	0	0	0	2,500	0
12170800	65900	FREIGHT AND HANDLING	570	0	0	15,000	0
12170800	66000	CAPITAL ASSETS	0	0	0	4,000	0
12170800	66040	MACHINERY	0	0	0	0	0
12170800	66060	VEHICLES	0	0	0	50,000	0

COMMONWEALTH OF THE NORTHERN MARIANA ISLANDS

DEPARTMENT: FIRST SENATORIAL DISTRICT
DIVISION: FINANCE AND ACCOUNTING ROTA
ORG: 12170800

ORG	OBJECT	DESCRIPTION	2022 ACTUAL	2023 ACTUAL	2024 BUDGET PL 23-09	2025 DEPARTMENT SUBMISSION	2025 GOVERNOR'S PROPOSAL
12170800	69000	OTHER EXPENSES	0	0	0	0	0
TOTAL OTHER EXPENSES			64,686	212	0	175,000	0
12170800	64060	UTILITIES	0	0	0	0	0
TOTAL PERSONNEL, OTHER EXPENSES, AND UTILITIES			174,508	122,105	130,594	563,998	130,549
12170800	69010	PUBLIC AUDITOR 1% FEE	3,281	1,321	1,342	0	1,305
GRAND TOTAL			177,789	123,426	131,936	563,998	131,855
NUMBER OF POSITIONS			4	5	4	10	4

Budget Year: 2025

Department: First Senatorial District
Division/Activity: Finance and Accounting Rota
Org Code: 12170800

NOP	Job Class Code	Position	Employee	Employee Number	Personnel Status Code	Pay Grade/Step	Annual Salary	Allocation Percent	Allocation Salary	Total Fringe Benefits	Total
1	9100	RESIDENT DEPARTMENT HEAD	AVERY A HOCOG	1733	AP	UNG	40,000	87.5%	35,000	2,678	37,678
1	1001	ACCOUNTANT I	ERICA O MARATITA	1646	FT	PL10/6	29,857	87.5%	26,125	3,514	29,639
1	1021	ADMINISTRATIVE SPECIALIST I	JOAQUINA C MANGLONA	1570	FT	PL07/3	22,280	87.5%	19,495	1,491	20,986
1	1399	MANAGER, ACCOUNTING BRANCH	SHARON A MANGLONA	1680	FT	PL18/6	44,113	87.5%	38,599	3,648	42,246
4									119,219	11,330	130,549

COMMONWEALTH OF THE NORTHERN MARIANA ISLANDS

DEPARTMENT: FIRST SENATORIAL DISTRICT
DIVISION: REVENUE AND TAXATION ROTA
ORG: 12170500

ORG	OBJECT	DESCRIPTION	2022 ACTUAL	2023 ACTUAL	2024 BUDGET PL 23-09	2025 DEPARTMENT SUBMISSION	2025 GOVERNOR'S PROPOSAL
12170500	61000	WAGES & SALARIES	56,417	55,630	82,685	201,864	75,545
12170500	61010	OVERTIME COMPENSATION	980	392	0	30,000	0
12170500	61020	HOLIDAY PAY	0	695	0	0	0
12170500	61050	PERFORMANCE BONUS	0	0	0	4,000	0
12170500	62000	FICA CONTRIBUTION	3,559	3,517	0	12,516	4,684
12170500	62010	MEDICARE CONTRIBUTION	832	822	0	2,927	1,095
12170500	62100	401K EMPLOYER CONTRIBUTION	2,130	2,241	0	0	3,022
12170500	62200	HEALTH INSURANCE PREMIUM	3,638	4,189	0	0	3,485
12170500	62211	PERSONNEL INSURANCE	838	983	0	3,634	1,071
TOTAL PERSONNEL			68,394	68,468	82,685	254,941	88,902
12170500	63100	REPAIR AND MAINTENANCE	0	0	0	5,000	0
12170500	64090	COMMUNICATIONS	201	112	0	5,000	0
12170500	64100	PRINTING AND PHOTOCOPYING	0	0	0	3,000	0
12170500	64800	TRAVEL EXPENSES	4,733	4,733	0	50,000	0
12170500	65000	OFFICE SUPPLIES	0	0	0	3,000	0
12170500	65010	OPERATIONAL SUPPLIES	105	37	0	5,500	0
12170500	65030	FUEL & LUBRICATE	500	0	0	5,000	0
12170500	65040	FURNITURE & FIXTURES	0	0	0	20,000	0
12170500	65900	FREIGHT AND HANDLING	1,837	0	0	5,000	0
12170500	66060	VEHICLES	0	0	0	35,000	0
12170500	69010	PUBLIC AUDITOR 1% FEE	321	625	0	0	0
TOTAL OTHER EXPENSES			7,696	5,508	0	136,500	0

COMMONWEALTH OF THE NORTHERN MARIANA ISLANDS

DEPARTMENT: FIRST SENATORIAL DISTRICT
DIVISION: REVENUE AND TAXATION ROTA
ORG: 12170500

ORG	OBJECT	DESCRIPTION	2022 ACTUAL	2023 ACTUAL	2024 BUDGET PL 23-09	2025 DEPARTMENT SUBMISSION	2025 GOVERNOR'S PROPOSAL
12170500	64060	UTILITIES	0	0	0	0	0
TOTAL PERSONNEL, OTHER EXPENSES, AND UTILITIES			76,090	73,976	82,685	391,441	88,902
12170500	69010	PUBLIC AUDITOR 1% FEE	321	625	850	0	889
GRAND TOTAL			76,411	74,602	83,535	391,441	89,791
NUMBER OF POSITIONS			3	3	4	8	4

Budget Year: 2025

Department: First Senatorial District
Division/Activity: Revenue and Taxation Rota
Org Code: 12170500

NOP	Job Class Code	Position	Employee	Employee Number	Personnel Status Code	Pay Grade/Step	Annual Salary	Allocation Percent	Allocation Salary	Total Fringe Benefits	Total
1	0264	REVENUE TAX TRAINEE	RHEA B HOCO	2426	FT	PL02/4	18,330	87.5%	16,039	1,868	17,907
1	0329	TAX TECHNICIAN I	ROWENA R TAITANO	3462	FT	PL04/5	21,219	87.5%	18,567	5,982	24,549
1	0330	TAX TECHNICIAN II	ANN MARIE H TOVES	3464	FT	PL05/6	23,394	87.5%	20,470	2,753	23,223
1	0330	TAX TECHNICIAN II	LELANIE I MANGLONA	3463	FT	PL05/6	23,394	87.5%	20,470	2,753	23,223
4									75,545	13,357	88,902

COMMONWEALTH OF THE NORTHERN MARIANA ISLANDS

DEPARTMENT: FIRST SENATORIAL DISTRICT
DIVISION: PROCUREMENT AND SUPPLY ROTA
ORG: 12170400

ORG	OBJECT	DESCRIPTION	2022 ACTUAL	2023 ACTUAL	2024 BUDGET PL 23-09	2025 DEPARTMENT SUBMISSION	2025 GOVERNOR'S PROPOSAL
12170400	61000	WAGES & SALARIES	32,604	44,053	59,588	101,885	54,443
12170400	61010	OVERTIME COMPENSATION	0	432	0	2,000	0
12170400	61020	HOLIDAY PAY	0	873	0	0	0
12170400	61050	PERFORMANCE BONUS	0	0	0	2,000	0
12170400	62000	FICA CONTRIBUTION	2,021	2,812	0	6,317	3,375
12170400	62010	MEDICARE CONTRIBUTION	473	658	0	1,477	789
12170400	62200	HEALTH INSURANCE PREMIUM	10,569	11,055	0	0	10,629
12170400	62211	PERSONNEL INSURANCE	491	763	0	1,834	980
TOTAL PERSONNEL			46,157	60,646	59,588	115,513	70,217
12170400	63100	REPAIR AND MAINTENANCE	0	0	0	4,000	0
12170400	64090	COMMUNICATIONS	4,877	0	0	5,000	0
12170400	64800	TRAVEL EXPENSES	9,231	4,862	0	12,000	0
12170400	65000	OFFICE SUPPLIES	296	0	0	1,000	0
12170400	65010	OPERATIONAL SUPPLIES	2,247	261	0	2,000	0
12170400	65030	FUEL & LUBRICATE	1,000	0	0	1,500	0
12170400	65900	FREIGHT AND HANDLING	738	0	0	0	0
12170400	66000	CAPITAL ASSETS	14,452	0	0	0	0
12170400	66070	TECHNOLOGY EQUIP	0	0	0	5,000	0
12170400	69000	OTHER EXPENSES	0	0	0	0	0
TOTAL OTHER EXPENSES			32,841	5,123	0	30,500	0
12170400	64060	UTILITIES	0	0	0	0	0
TOTAL PERSONNEL, OTHER EXPENSES, AND UTILITIES			78,999	65,769	59,588	146,013	70,217

COMMONWEALTH OF THE NORTHERN MARIANA ISLANDS

DEPARTMENT: FIRST SENATORIAL DISTRICT
DIVISION: PROCUREMENT AND SUPPLY ROTA
ORG: 12170400

ORG	OBJECT	DESCRIPTION	2022 ACTUAL	2023 ACTUAL	2024 BUDGET PL 23-09	2025 DEPARTMENT SUBMISSION	2025 GOVERNOR'S PROPOSAL
12170400	69010	PUBLIC AUDITOR 1% FEE	1,006	563	613	0	702
GRAND TOTAL			80,004	66,332	60,201	146,013	70,919
NUMBER OF POSITIONS			2	2	2	3	2

Budget Year: 2025

Department: First Senatorial District
Division/Activity: Procurement and Supply Rota
Org Code: 12170400

NOP	Job Class Code	Position	Employee	Employee Number	Personnel Status Code	Pay Grade/Step	Annual Salary	Allocation Percent	Allocation Salary	Total Fringe Benefits	Total
1	1629	SUPPLY MANAGEMENT OFFICER	ROWENA M BARCINAS	1528	FT	PL16/7	42,012	87.5%	36,761	10,618	47,378
1	0319	SUPPLY TECHNICIAN II	TILFORD S TOVES	1642	FT	PL04/4	20,209	87.5%	17,683	5,156	22,839
2									54,443	15,774	70,217

COMMONWEALTH OF THE NORTHERN MARIANA ISLANDS

DEPARTMENT: FIRST SENATORIAL DISTRICT

DIVISION: CUSTOMS SERVICE ROTA

ORG: 12170900

ORG	OBJECT	DESCRIPTION	2022	2023	2024	2025	2025
			ACTUAL	ACTUAL	BUDGET PL 23-09	DEPARTMENT SUBMISSION	GOVERNOR'S PROPOSAL
12170900	61000	WAGES & SALARIES	220,710	233,468	406,631	704,008	303,004
12170900	61010	OVERTIME COMPENSATION	2,133	3,901	0	50,000	0
12170900	61020	HOLIDAY PAY	123	3,005	0	0	0
12170900	61050	PERFORMANCE BONUS	0	0	0	15,000	0
12170900	62000	FICA CONTRIBUTION	13,824	14,903	0	43,648	18,786
12170900	62010	MEDICARE CONTRIBUTION	3,233	3,485	0	10,208	4,394
12170900	62100	401K EMPLOYER CONTRIBUTION	783	1,070	0	0	3,484
12170900	62101	RETIREMENT CONTRIBUTIONS	9,236	10,264	0	11,722	9,303
12170900	62200	HEALTH INSURANCE PREMIUM	0	0	0	0	11,151
12170900	62211	PERSONNEL INSURANCE	2,901	3,446	0	12,672	3,362
TOTAL PERSONNEL			252,943	273,542	406,631	847,258	353,484
12170900	63100	REPAIR AND MAINTENANCE	0	0	0	5,000	0
12170900	63200	PERSONNEL TRAINING COSTS	0	0	0	25,000	0
12170900	64040	LICENSES AND FEES	0	0	0	5,000	0
12170900	64090	COMMUNICATIONS	364	437	0	5,000	0
12170900	64110	ADVERTISING	0	0	0	500	0
12170900	64800	TRAVEL EXPENSES	12,200	1,500	0	55,000	0
12170900	65000	OFFICE SUPPLIES	1,046	0	0	5,000	0
12170900	65010	OPERATIONAL SUPPLIES	631	2,230	0	300,000	0
12170900	65030	FUEL & LUBRICATE	500	0	0	42,000	0
12170900	65040	FURNITURE & FIXTURES	0	0	0	20,000	0
12170900	66000	CAPITAL ASSETS	1,780	0	0	0	0
12170900	66040	MACHINERY	0	0	0	5,000	0

COMMONWEALTH OF THE NORTHERN MARIANA ISLANDS

DEPARTMENT: FIRST SENATORIAL DISTRICT

DIVISION: CUSTOMS SERVICE ROTA

ORG: 12170900

ORG	OBJECT	DESCRIPTION	2022 ACTUAL	2023 ACTUAL	2024 BUDGET PL 23-09	2025 DEPARTMENT SUBMISSION	2025 GOVERNOR'S PROPOSAL
12170900	66060	VEHICLES	0	0	0	120,000	0
12170900	66070	TECHNOLOGY EQUIP	0	0	0	5,000	0
12170900	69000	OTHER EXPENSES	0	0	0	0	0
TOTAL OTHER EXPENSES			16,522	4,167	0	592,500	0
12170900	64060	UTILITIES	0	0	0	90,000	0
TOTAL PERSONNEL, OTHER EXPENSES, AND UTILITIES			269,465	277,709	406,631	1,529,758	353,484
12170900	69010	PUBLIC AUDITOR 1% FEE	22,937	2,678	4,169	0	3,535
GRAND TOTAL			292,402	280,386	410,800	1,529,758	357,018
NUMBER OF POSITIONS			10	14	15	24	15

Budget Year: 2025

Department: First Senatorial District
Division/Activity: Customs Service Rota
Org Code: 12170900

NOP	Job Class Code	Position	Employee	Employee Number	Personnel Status Code	Pay Grade/Step	Annual Salary	Allocation Percent	Allocation Salary	Total Fringe Benefits	Total
1	4024	AGRIC. QUARANTINE INSPECTOR I	CONNIE M TAISACAN	1644	FT	PL05/6	23,394	87.5%	20,470	1,934	22,404
1	4024	AGRIC. QUARANTINE INSPECTOR I	FRANCISCO T SABLAN	1537	FT	PL05/6	23,394	87.5%	20,470	1,934	22,404
1	4024	AGRIC. QUARANTINE INSPECTOR I	OLEN K JACOB	1714	FT	PL05/7	24,564	87.5%	21,493	2,031	23,524
1	4026	AGRIC. QUARANTINE INSPECTOR III	VACANT		FT	PL08/5	1	87.5%	1	0	1
1	0101	CUSTOMS INSPECTOR I	ALVIN A. JR. KING	3387	FT	PL08/1	21,219	87.5%	18,567	1,420	19,987
1	0101	CUSTOMS INSPECTOR I	BON ASHLEY E BALCE	2581	FT	PL08/1	21,219	87.5%	18,567	1,420	19,987
1	0101	CUSTOMS INSPECTOR I	CHUCK A. BARCINAS	4827	FT	PL08/2	21,219	87.5%	18,567	1,420	19,987
1	0101	CUSTOMS INSPECTOR I	DARREN A MENDIOLA	1687	FT	PL08/5	25,792	87.5%	22,568	3,035	25,603
1	0101	CUSTOMS INSPECTOR I	DAVID VINCE M OGO	1746	FT	PL08/4	24,564	87.5%	21,493	2,504	23,997
1	0101	CUSTOMS INSPECTOR I	GAYLORD M MANGLONA	1679	FT	PL08/5	25,792	87.5%	22,568	2,133	24,701
1	0101	CUSTOMS INSPECTOR I	LEE ROY C ATALIG JR	1676	FT	PL08/3	23,394	87.5%	20,470	2,385	22,855
1	0101	CUSTOMS INSPECTOR I	PETER JOHN O MANGLONA	1678	FT	PL08/5	25,792	87.5%	22,568	3,035	25,603
1	0101	CUSTOMS INSPECTOR I	RAYLEEN T CABRERA	1631	FT	PL08/1	21,219	87.5%	18,567	1,420	19,987
1	0102	CUSTOMS INSPECTOR II	LUIS H HOCOG	1655	FT	PL10/5	28,436	87.5%	24,881	9,816	34,697
1	1160	CUSTOMS OFFICER I (W-4)	DAVIA ANN A MANGLONA	1658	FT	PL15/5	36,292	87.5%	31,755	14,152	45,907
15									303,004	48,641	351,645

COMMONWEALTH OF THE NORTHERN MARIANA ISLANDS

DEPARTMENT: FIRST SENATORIAL DISTRICT
DIVISION: HISTORIC PRESERVATION ROTA
ORG: 12120600

ORG	OBJECT	DESCRIPTION	2022 ACTUAL	2023 ACTUAL	2024 BUDGET PL 23-09	2025 DEPARTMENT SUBMISSION	2025 GOVERNOR'S PROPOSAL
12120600	61000	WAGES & SALARIES	46,756	50,377	71,993	0	65,777
12120600	61020	HOLIDAY PAY	0	867	0	0	0
12120600	62000	FICA CONTRIBUTION	2,899	3,177	0	0	4,078
12120600	62010	MEDICARE CONTRIBUTION	678	743	0	0	954
12120600	62100	401K EMPLOYER CONTRIBUTION	641	739	0	0	780
12120600	62200	HEALTH INSURANCE PREMIUM	3,698	4,329	0	0	7,144
12120600	62211	PERSONNEL INSURANCE	754	841	0	0	895
TOTAL PERSONNEL			55,425	61,074	71,993	0	79,628
12120600	63100	REPAIR AND MAINTENANCE	55	45	0	0	0
12120600	64090	COMMUNICATIONS	526	748	0	0	0
12120600	64800	TRAVEL EXPENSES	4,033	212	0	0	0
12120600	65010	OPERATIONAL SUPPLIES	491	243	0	0	0
12120600	65030	FUEL & LUBRICATE	2,000	500	0	0	0
12120600	65900	FREIGHT AND HANDLING	0	55	0	0	0
12120600	66070	TECHNOLOGY EQUIP	467	0	0	0	0
12120600	69000	OTHER EXPENSES	0	2,551	0	0	0
TOTAL OTHER EXPENSES			7,572	4,353	0	0	0
12120600	64060	UTILITIES	0	0	0	0	0
TOTAL PERSONNEL, OTHER EXPENSES, AND UTILITIES			62,997	65,426	71,993	0	79,628
12120600	69010	PUBLIC AUDITOR 1% FEE	1,581	703	741	0	796
GRAND TOTAL			64,578	66,129	72,734	0	80,424

COMMONWEALTH OF THE NORTHERN MARIANA ISLANDS

DEPARTMENT: FIRST SENATORIAL DISTRICT
DIVISION: HISTORIC PRESERVATION ROTA
ORG: 12120600

ORG	OBJECT	DESCRIPTION	2022 ACTUAL	2023 ACTUAL	2024 BUDGET PL 23-09	2025 DEPARTMENT SUBMISSION	2025 GOVERNOR'S PROPOSAL
		NUMBER OF POSITIONS	3	3	3	0	3

Budget Year: 2025

Department: First Senatorial District
Division/Activity: Historic Preservation Rota
Org Code: 12120600

NOP	Job Class Code	Position	Employee	Employee Number	Personnel Status Code	Pay Grade/Step	Annual Salary	Allocation Percent	Allocation Salary	Total Fringe Benefits	Total
1	2012	ARCHEOLOGICAL FIELD TECHNICIAN	JASON J MARATITA	1131	FT	PL03/3	18,330	87.5%	16,039	1,227	17,266
1	2159	HISTORIC PRESERVATION TECH. I	VINCENT PETER L MESNGON	1137	FT	PL04/6	22,280	87.5%	19,495	2,622	22,117
1	2146	HISTORIC PRSRVTION COORDINATOR	ELOY M AYUYU	1129	FT	PL12/7	34,564	87.5%	30,243	10,002	40,245
3									65,777	13,851	79,628

COMMONWEALTH OF THE NORTHERN MARIANA ISLANDS

DEPARTMENT: FIRST SENATORIAL DISTRICT
DIVISION: SPORTS AND RECREATION ROTA
ORG: 12120400

ORG	OBJECT	DESCRIPTION	2022	2023	2024	2025	2025
			ACTUAL	ACTUAL	BUDGET PL 23-09	DEPARTMENT SUBMISSION	GOVERNOR'S PROPOSAL
12120400	61000	WAGES & SALARIES	61,211	147,086	252,780	344,003	215,851
12120400	61020	HOLIDAY PAY	0	4,220	0	0	0
12120400	62000	FICA CONTRIBUTION	3,795	9,409	0	21,327	13,383
12120400	62010	MEDICARE CONTRIBUTION	883	2,200	0	4,988	3,130
12120400	62100	401K EMPLOYER CONTRIBUTION	733	2,737	0	5,729	3,021
12120400	62200	HEALTH INSURANCE PREMIUM	6,840	24,192	0	13,243	24,829
12120400	62211	PERSONNEL INSURANCE	608	2,090	0	6,192	2,972
TOTAL PERSONNEL			74,070	191,935	252,780	395,482	263,187
12120400	63100	REPAIR AND MAINTENANCE	110	0	0	1,000	0
12120400	64090	COMMUNICATIONS	989	934	0	4,500	0
12120400	64800	TRAVEL EXPENSES	5,870	0	0	3,500	0
12120400	65000	OFFICE SUPPLIES	1,332	0	0	2,000	0
12120400	65010	OPERATIONAL SUPPLIES	1,389	879	0	1,000	0
12120400	65030	FUEL & LUBRICATE	4,500	1,500	0	4,800	0
12120400	65900	FREIGHT AND HANDLING	570	0	0	500	0
12120400	66000	CAPITAL ASSETS	699	0	0	0	0
12120400	66070	TECHNOLOGY EQUIP	0	0	0	1,995	0
12120400	69000	OTHER EXPENSES	0	223	0	0	0
TOTAL OTHER EXPENSES			15,459	3,536	0	19,295	0
12120400	64060	UTILITIES	0	0	0	0	0
TOTAL PERSONNEL, OTHER EXPENSES, AND UTILITIES			89,530	195,471	252,780	414,777	263,187

COMMONWEALTH OF THE NORTHERN MARIANA ISLANDS

DEPARTMENT: FIRST SENATORIAL DISTRICT
DIVISION: SPORTS AND RECREATION ROTA
ORG: 12120400

ORG	OBJECT	DESCRIPTION	2022 ACTUAL	2023 ACTUAL	2024 BUDGET PL 23-09	2025 DEPARTMENT SUBMISSION	2025 GOVERNOR'S PROPOSAL
12120400	69010	PUBLIC AUDITOR 1% FEE	2,081	2,468	2,155	0	2,632
GRAND TOTAL			91,610	197,940	254,935	414,777	265,819
NUMBER OF POSITIONS			9	9	9	12	9

GENERAL FUND

Budget Year: 2025

Department: First Senatorial District - Department of Finance
Division/Activity: Sports and Recreation Rota
Org Code: 12120400

NOP	Job Class Code	Position	Employee	Employee Number	Personnel Status Code	Pay Grade/Step	Annual Salary	Allocation Percent	Allocation Salary	Total Fringe Benefits	Total
1	9100	RESIDENT DEPARTMENT HEAD	CRISPIN M OGO	3668	AP	UNG	40,000	87.5%	35,000	8,193	43,193
1	0023	ADMINISTRATIVE ASSISTANT	RAQUELITA J RAMOS	1101	FT	PL05/6	23,394	87.5%	20,470	1,566	22,036
1	1015	ADMINISTRATIVE OFFICER I	RYAN STEVEN S TAISACAN	1198	FT	PL11/8	34,564	87.5%	30,243	9,457	39,701
1	1015	ADMINISTRATIVE OFFICER I	VIVIAN M MANGLONA	1150	FT	PL11/5	29,857	87.5%	26,125	2,469	28,594
1	1016	ADMINISTRATIVE OFFICER II	JULITA A CALVO	1049	FT	PL13/4	31,350	87.5%	27,431	6,077	33,509
1	7001	COOK I	EVA LOVETTE B TAISACAN	1161	FT	PL01/6	19,246	87.5%	16,841	2,265	19,106
1	1223	ELIGIBILITY SUPERVISOR	DONNA ELENA M OGO	1067	FT	PL16/6	40,012	50%	20,006	5,462	25,468
1	2031	SPORTS DEVELOPMENT TECHNICIAN	OSCAR D QUITUGUA II	1138	FT	PL05/9	27,082	87.5%	23,696	10,331	34,027
1	2206	SPORTS DEVELOPMENT TRAINEE	UMEKO S YAMADA	1107	FT	PL02/4	18,330	87.5%	16,039	1,516	17,554
9									215,851	47,336	263,187

COMMONWEALTH OF THE NORTHERN MARIANA ISLANDS

DEPARTMENT: FIRST SENATORIAL DISTRICT

DIVISION: LABOR ROTA

ORG: 12180100

ORG	OBJECT	DESCRIPTION	2022 ACTUAL	2023 ACTUAL	2024 BUDGET PL 23-09	2025 DEPARTMENT SUBMISSION	2025 GOVERNOR'S PROPOSAL
12180100	61000	WAGES & SALARIES	141,800	153,752	179,713	247,580	159,464
12180100	61020	HOLIDAY PAY	0	1,787	0	0	0
12180100	62000	FICA CONTRIBUTION	8,792	9,644	0	15,350	9,887
12180100	62010	MEDICARE CONTRIBUTION	2,056	2,255	0	3,590	2,312
12180100	62200	HEALTH INSURANCE PREMIUM	23,134	26,997	0	22,302	22,302
12180100	62211	PERSONNEL INSURANCE	1,441	1,685	0	4,456	1,853
TOTAL PERSONNEL			177,223	196,120	179,713	293,278	195,818
12180100	63100	REPAIR AND MAINTENANCE	798	0	0	2,500	0
12180100	64090	COMMUNICATIONS	2,428	0	0	2,000	0
12180100	64800	TRAVEL EXPENSES	2,138	0	0	0	0
12180100	65000	OFFICE SUPPLIES	0	0	0	2,000	0
12180100	65010	OPERATIONAL SUPPLIES	8,527	8	0	3,500	0
12180100	65030	FUEL & LUBRICATE	4,200	0	0	3,200	0
12180100	65040	FURNITURE & FIXTURES	900	0	0	0	0
12180100	65900	FREIGHT AND HANDLING	500	0	0	500	0
12180100	69000	OTHER EXPENSES	0	0	0	10,000	0
12180100	69999	MISCELLANEOUS ADJUSTMENTS	2,152	0	0	0	0
TOTAL OTHER EXPENSES			21,643	8	0	23,700	0
12180100	64060	UTILITIES	0	0	0	36,000	0
TOTAL PERSONNEL, OTHER EXPENSES, AND UTILITIES			198,866	196,128	179,713	352,978	195,818
12180100	69010	PUBLIC AUDITOR 1% FEE	968	2,076	1,846	0	1,958

COMMONWEALTH OF THE NORTHERN MARIANA ISLANDS

DEPARTMENT: FIRST SENATORIAL DISTRICT

DIVISION: LABOR ROTA

ORG: 12180100

ORG	OBJECT	DESCRIPTION	2022 ACTUAL	2023 ACTUAL	2024 BUDGET PL 23-09	2025 DEPARTMENT SUBMISSION	2025 GOVERNOR'S PROPOSAL
GRAND TOTAL			199,834	198,204	181,559	352,978	197,777
NUMBER OF POSITIONS			7	6	5	8	5

Budget Year: 2025

Department: First Senatorial District
Division/Activity: Labor Rota
Org Code: 12180100

NOP	Job Class Code	Position	Employee	Employee Number	Personnel Status Code	Pay Grade/Step	Annual Salary	Allocation Percent	Allocation Salary	Total Fringe Benefits	Total
1	9100	RESIDENT DEPARTMENT HEAD	CHRISTINE M CABRERA	3726	AP	UNG	40,000	87.5%	35,000	2,678	37,678
1	1015	ADMINISTRATIVE OFFICER I	MARY LOU B QUITUGUA	3729	FT	PL11/6	31,350	87.5%	27,431	2,592	30,024
1	1320	LABOR CERTIFICATION WORKER I	ANGELINA M CABRERA	3734	FT	PL08/4	24,564	87.5%	21,493	1,644	23,137
1	1317	LABOR LAW ENFORCEMENT OFFICER	PRUDENCIO A MANGLONA	3702	FT	PL16/9	46,319	87.5%	40,529	14,981	55,510
1	1329	LABOR LAW ENFRCEMNT SPICALST III	EUGENE M OGO	3731	FT	PL14/8	40,012	87.5%	35,010	14,460	49,470
5									159,464	36,355	195,818

COMMONWEALTH OF THE NORTHERN MARIANA ISLANDS

DEPARTMENT: FIRST SENATORIAL DISTRICT
DIVISION: ECONOMIC DEVELOPMENT ROTA
ORG: 12160300

ORG	OBJECT	DESCRIPTION	2022	2023	2024	2025	2025
			ACTUAL	ACTUAL	BUDGET PL 23-09	DEPARTMENT SUBMISSION	GOVERNOR'S PROPOSAL
12160300	61000	WAGES & SALARIES	69,475	94,968	137,941	228,579	122,473
12160300	61020	HOLIDAY PAY	0	2,365	0	0	0
12160300	62000	FICA CONTRIBUTION	4,308	6,035	0	13,758	7,593
12160300	62010	MEDICARE CONTRIBUTION	1,007	1,411	0	3,218	1,776
12160300	62200	HEALTH INSURANCE PREMIUM	11,462	9,961	0	7,144	7,144
12160300	62211	PERSONNEL INSURANCE	586	988	0	3,994	1,575
TOTAL PERSONNEL			86,838	115,729	137,941	256,693	140,561
12160300	63100	REPAIR AND MAINTENANCE	42	0	0	2,000	0
12160300	63200	PERSONNEL TRAINING COSTS	0	0	0	6,000	0
12160300	64090	COMMUNICATIONS	0	0	0	5,000	0
12160300	64100	PRINTING AND PHOTOCOPYING	0	0	0	5,000	0
12160300	64800	TRAVEL EXPENSES	2,070	0	0	10,000	0
12160300	65000	OFFICE SUPPLIES	0	0	0	4,000	0
12160300	65010	OPERATIONAL SUPPLIES	0	670	0	1,000	0
12160300	65030	FUEL & LUBRICATE	75	0	0	6,000	0
12160300	65040	FURNITURE & FIXTURES	0	0	0	7,000	0
12160300	65900	FREIGHT AND HANDLING	0	0	0	2,000	0
12160300	66020	IMPROVEMENTS	0	0	0	25,000	0
12160300	66040	MACHINERY	0	0	0	50,000	0
12160300	66060	VEHICLES	0	0	0	70,000	0
12160300	66070	TECHNOLOGY EQUIP	0	0	0	5,000	0
12160300	69000	OTHER EXPENSES	0	0	0	1,000	0
TOTAL OTHER EXPENSES			2,187	670	0	199,000	0

COMMONWEALTH OF THE NORTHERN MARIANA ISLANDS

DEPARTMENT: FIRST SENATORIAL DISTRICT
DIVISION: ECONOMIC DEVELOPMENT ROTA
ORG: 12160300

ORG	OBJECT	DESCRIPTION	2022 ACTUAL	2023 ACTUAL	2024 BUDGET PL 23-09	2025 DEPARTMENT SUBMISSION	2025 GOVERNOR'S PROPOSAL
12160300	64060	UTILITIES	0	0	0	6,000	0
TOTAL PERSONNEL, OTHER EXPENSES, AND UTILITIES			89,026	116,398	137,941	461,693	140,561
12160300	69010	PUBLIC AUDITOR 1% FEE	4,545	1,293	1,417	2,500	1,406
GRAND TOTAL			93,570	117,691	139,358	464,193	141,967
NUMBER OF POSITIONS			5	5	4	8	4

Budget Year: 2025

Department: First Senatorial District
Division/Activity: Economic Development Rota
Org Code: 12160300

NOP	Job Class Code	Position	Employee	Employee Number	Personnel Status Code	Pay Grade/Step	Annual Salary	Allocation Percent	Allocation Salary	Total Fringe Benefits	Total
1	9100	RESIDENT DEPARTMENT HEAD	RODNEY JAMES S TAISACAN	5375	AP	UNG	40,000	87.5%	35,000	9,821	44,821
1	6003	ABTC LAW ENFRCEMENT OFFICER I	JUAN A BARCINAS	3695	FT	PL08/11	34,564	87.5%	30,243	2,858	33,101
1	1015	ADMINISTRATIVE OFFICER I	AGIDA T QUITUGUA	3692	FT	UNG	42,012	87.5%	36,761	3,474	40,234
1	1618	STATISTICS SPECIALIST I	XERXES NIGEL Q CAMACHO	3687	FT	PL10/1	23,394	87.5%	20,470	1,934	22,404
4									122,473	18,088	140,561

COMMONWEALTH OF THE NORTHERN MARIANA ISLANDS

DEPARTMENT: FIRST SENATORIAL DISTRICT

DIVISION: POLICE ROTA

ORG: 12150500

ORG	OBJECT	DESCRIPTION	2022 ACTUAL	2023 ACTUAL	2024 BUDGET PL 23-09	2025 DEPARTMENT SUBMISSION	2025 GOVERNOR'S PROPOSAL
12150500	61000	WAGES & SALARIES	1,051,645	1,079,602	1,490,975	1,391,196	1,150,640
12150500	61010	OVERTIME COMPENSATION	14,576	120,937	0	100,000	0
12150500	61020	HOLIDAY PAY	3,548	24,823	0	0	0
12150500	61200	BOARD & OTHER COMPENSATION	2,708	0	0	0	0
12150500	62000	FICA CONTRIBUTION	66,494	75,972	0	86,080	71,340
12150500	62010	MEDICARE CONTRIBUTION	15,552	17,767	0	20,137	16,684
12150500	62100	401K EMPLOYER CONTRIBUTION	15,544	19,063	0	25,694	19,660
12150500	62200	HEALTH INSURANCE PREMIUM	121,182	154,970	0	143,574	159,953
12150500	62211	PERSONNEL INSURANCE	6,820	7,714	0	11,637	10,158
TOTAL PERSONNEL			1,298,069	1,500,848	1,490,975	1,778,318	1,428,435
12150500	63100	REPAIR AND MAINTENANCE	19,668	0	0	70,000	0
12150500	63200	PERSONNEL TRAINING COSTS	0	0	0	80,000	0
12150500	64090	COMMUNICATIONS	2,354	0	0	50,000	0
12150500	64100	PRINTING AND PHOTOCOPYING	0	0	0	3,000	0
12150500	64800	TRAVEL EXPENSES	21,219	14,784	0	120,000	0
12150500	64900	OTHER SERVICES & CHARGES	5,115	0	0	0	0
12150500	65000	OFFICE SUPPLIES	5,948	110	0	50,000	0
12150500	65010	OPERATIONAL SUPPLIES	65,080	7,200	0	125,000	0
12150500	65020	FOOD ITEMS	775	0	0	1,500	0
12150500	65030	FUEL & LUBRICATE	20,000	5,000	0	150,000	0
12150500	65900	FREIGHT AND HANDLING	5,462	0	0	15,000	0
12150500	66000	CAPITAL ASSETS	6,518	879	0	0	0
12150500	66010	BUILDINGS	0	0	0	60,000	0

COMMONWEALTH OF THE NORTHERN MARIANA ISLANDS

DEPARTMENT: FIRST SENATORIAL DISTRICT

DIVISION: POLICE ROTA

ORG: 12150500

ORG	OBJECT	DESCRIPTION	2022 ACTUAL	2023 ACTUAL	2024 BUDGET PL 23-09	2025 DEPARTMENT SUBMISSION	2025 GOVERNOR'S PROPOSAL
12150500	66020	IMPROVEMENTS	0	0	0	70,000	0
12150500	66040	MACHINERY	0	0	0	45,000	0
12150500	66070	TECHNOLOGY EQUIP	0	0	0	15,000	0
12150500	69000	OTHER EXPENSES	0	0	0	0	0
TOTAL OTHER EXPENSES			152,138	27,973	0	854,500	0
12150500	64060	UTILITIES	0	0	0	0	0
TOTAL PERSONNEL, OTHER EXPENSES, AND UTILITIES			1,450,207	1,528,821	1,490,975	2,632,818	1,428,435
12150500	69010	PUBLIC AUDITOR 1% FEE	35	14,157	15,269	29,238	14,284
GRAND TOTAL			1,450,242	1,542,978	1,506,244	2,662,056	1,442,719
NUMBER OF POSITIONS			57	57	47	45	47

GENERAL FUND

Budget Year: 2025

Department: First Senatorial District
Division/Activity: Police Rota
Org Code: 12150500

NOP	Job Class Code	Position	Employee	Employee Number	Personnel Status Code	Pay Grade/Step	Annual Salary	Allocation Percent	Allocation Salary	Total Fringe Benefits	Total
1	9100	RESIDENT DEPARTMENT HEAD	EDWARD C MARATITA JR	5992	AP	UNG	40,000	87.5%	35,000	13,829	48,829
1	0023	ADMINISTRATIVE ASSISTANT	LABORAH LYNN M BARCINAS	1244	FT	PL05/2	19,246	87.5%	16,841	5,076	21,917
1	1017	ADMINISTRATIVE OFFICER III	JANELLA B CHARFAUROS	3208	FT	PL15/5	36,292	87.5%	31,755	14,152	45,907
1	1022	ADMINISTRATIVE SPECIALIST II	DONNA JEAN T HOCOG	3205	FT	PL09/5	27,082	87.5%	23,696	2,761	26,457
1	2298	CUSTODIAL WORKER	VINCENT B MASGA	4477	FT	PL02/7	21,219	87.5%	18,567	1,420	19,987
1	6128	POLICE CAPTAIN	JARROD T MANGLONA	3186	FT	PL18/6	44,113	87.5%	38,599	16,343	54,941
1	6128	POLICE CAPTAIN	NOEL M CALVO	3223	FT	PL18/6	44,113	87.5%	38,599	14,104	52,703
1	6127	POLICE LIEUTENANT	MANUEL C ATALIG	724	FT	PL17/4	40,964	87.5%	35,844	15,972	51,816
1	6127	POLICE LIEUTENANT	TITO S HOCOG II	3216	FT	PL17/5	43,013	87.5%	37,636	5,062	42,698
1	6137	POLICE OFFICER I	ALDINE C MENDIOLA	3188	FT	PL08/4	26,406	87.5%	23,105	5,668	28,774
1	6137	POLICE OFFICER I	ASIANA MARIE C MANGLONA	3203	FT	PL08/1	22,811	87.5%	19,959	2,325	22,284
1	6137	POLICE OFFICER I	BONITA B APATANG	3189	FT	PL08/4	26,406	87.5%	23,105	1,768	24,873
1	6137	POLICE OFFICER I	CHEVY C SAN NICOLAS	3206	FT	PL08/4	26,406	87.5%	23,105	5,253	28,358
1	6137	POLICE OFFICER I	CLAYTON FRED O MANGLONA	3209	FT	PL08/1	22,811	87.5%	19,959	5,012	24,971
1	6137	POLICE OFFICER I	CONNIE M MANGLONA	3193	FT	PL08/4	26,406	87.5%	23,105	2,183	25,289
1	6137	POLICE OFFICER I	DOMINGO M HOCOG	3183	FT	PL08/6	29,113	87.5%	25,474	1,949	27,422
1	6137	POLICE OFFICER I	ELTON TAISACAN BARCINAS	3191	FT	PL08/4	22,810	87.5%	19,959	6,170	26,129
1	6137	POLICE OFFICER I	GARRIE ANN H TOVES	3196	FT	PL08/1	22,811	87.5%	19,959	2,325	22,284
1	6137	POLICE OFFICER I	IRVIN JOSEPH C TAIMANAO	3197	FT	PL08/4	26,406	87.5%	23,105	1,768	24,873
1	6137	POLICE OFFICER I	JEB S BARCINAS	3194	FT	PL08/4	26,406	87.5%	23,105	8,911	32,017
1	6137	POLICE OFFICER I	JESSE ROY M SANTOS	3195	FT	PL08/4	26,406	87.5%	23,105	5,253	28,358
1	6137	POLICE OFFICER I	KEKOA LEO A KANI	3200	FT	PL08/1	22,811	87.5%	19,959	2,325	22,284
1	6137	POLICE OFFICER I	MELVIN M MANGLONA	4768	FT	PL08/1	22,811	87.5%	19,959	2,325	22,284
1	6137	POLICE OFFICER I	PUALANI VETTA-J FUJIHARA TAISACAN	3202	FT	PL08/1	22,811	87.5%	19,959	1,527	21,486
1	6137	POLICE OFFICER I	ROBIN M MARATITA	3185	FT	PL08/4	26,406	87.5%	23,105	5,253	28,358
1	6137	POLICE OFFICER I	THEORA YVONNE A MANGLONA	3201	FT	PL08/4	26,406	87.5%	23,105	9,327	32,432
1	6137	POLICE OFFICER I	VACANT		FT	PL08/1	1	87.5%	1	0	1
1	6137	POLICE OFFICER I	VACANT		FT	PL08/4	1	87.5%	1	0	1
1	6138	POLICE OFFICER II	EDWARD M HOCOG	3220	FT	PL10/5	30,568	87.5%	26,747	3,116	29,863
1	6138	POLICE OFFICER II	FIDEL ANTON I MANGLONA	3198	FT	PL10/5	30,568	87.5%	26,747	7,083	33,830
1	6138	POLICE OFFICER II	FRANKLIN JOHN A MANGLONA	3224	FT	PL10/5	30,568	87.5%	26,747	2,046	28,793
1	6138	POLICE OFFICER II	HENRY A MANGLONA JR	3192	FT	PL10/5	30,568	87.5%	26,747	14,749	41,496
1	6138	POLICE OFFICER II	JACKARY JOHN A OGO	3218	FT	PL10/5	30,568	87.5%	26,747	3,116	29,863
1	6138	POLICE OFFICER II	JANRY A SANTOS	3225	FT	PL10/5	30,568	87.5%	26,747	2,528	29,275
1	6138	POLICE OFFICER II	JOSEPH Q CAMACHO JR	2046	FT	PL10/4	29,113	87.5%	25,474	5,892	31,366
1	6138	POLICE OFFICER II	JOSEPH T BARCINAS II	3190	FT	PL10/5	30,568	87.5%	26,747	2,046	28,793
1	6138	POLICE OFFICER II	MANUEL B CASTRO III	3219	FT	PL10/5	30,568	87.5%	26,747	6,601	33,348
1	6138	POLICE OFFICER II	NATHAN A BARCINAS	3211	FT	PL10/6	32,097	87.5%	28,085	2,654	30,739
1	6138	POLICE OFFICER II	NUKE JACOB M MANGLONA	3182	FT	PL10/5	30,568	87.5%	26,747	2,046	28,793

GENERAL FUND

Budget Year: 2025

Department: First Senatorial District
Division/Activity: Police Rota
Org Code: 12150500

NOP	Job Class Code	Position	Employee	Employee Number	Personnel Status Code	Pay Grade/Step	Annual Salary	Allocation Percent	Allocation Salary	Total Fringe Benefits	Total
1	6138	POLICE OFFICER II	VACANT		FT	PL10/5	1	87.5%	1	0	1
1	6149	POLICE SERGEANT	CHLOE B HOCOG	3184	FT	PL15/3	35,387	87.5%	30,963	7,650	38,613
1	6149	POLICE SERGEANT	CLAIR A CALVO	3221	FT	PL15/3	35,387	87.5%	30,963	4,165	35,128
1	6149	POLICE SERGEANT	GABRIEL M MANGLONA	3214	FT	PL15/3	35,387	87.5%	30,963	6,411	37,374
1	6149	POLICE SERGEANT	PERRY K MESNGON	3217	FT	PL15/5	39,014	87.5%	34,137	15,743	49,880
1	6149	POLICE SERGEANT	SHAW CLAY D TAISACAN	3213	FT	PL15/3	35,387	87.5%	30,963	6,411	37,374
1	3052	RECORDS SPECIALIST	JULITA B MANGLONA	3215	FT	PL08/5	25,792	87.5%	22,568	13,284	35,852
1	8818	TRADES SPECIALIST I	IGNACIO V LIZAMA JR	3210	FT	PL11/5	29,857	87.5%	26,125	3,044	29,169
47									1,150,640	266,643	1,417,283

COMMONWEALTH OF THE NORTHERN MARIANA ISLANDS

DEPARTMENT: FIRST SENATORIAL DISTRICT
DIVISION: FIRE AND EMERGENCY MEDICAL SERVICES ROTA
ORG: 12140100

ORG	OBJECT	DESCRIPTION	2022 ACTUAL	2023 ACTUAL	2024 BUDGET PL 23-09	2025 DEPARTMENT SUBMISSION	2025 GOVERNOR'S PROPOSAL
12140100	61000	WAGES & SALARIES	556,141	771,637	1,110,515	1,101,870	852,597
12140100	61010	OVERTIME COMPENSATION	10,065	7,490	0	0	0
12140100	61020	HOLIDAY PAY	2,029	10,586	0	0	0
12140100	62000	FICA CONTRIBUTION	35,230	49,209	0	68,316	52,861
12140100	62010	MEDICARE CONTRIBUTION	8,239	11,508	0	15,977	12,363
12140100	62100	401K EMPLOYER CONTRIBUTION	11,716	18,925	0	22,184	11,332
12140100	62101	RETIREMENT CONTRIBUTIONS	12,109	14,147	0	16,312	13,590
12140100	62200	HEALTH INSURANCE PREMIUM	50,658	59,929	0	73,877	56,454
12140100	62211	PERSONNEL INSURANCE	3,169	4,958	0	9,987	5,058
TOTAL PERSONNEL			689,356	948,389	1,110,515	1,308,523	1,004,254
12140100	63100	REPAIR AND MAINTENANCE	584	1,383	0	20,000	0
12140100	64090	COMMUNICATIONS	1,536	3,680	0	20,000	0
12140100	64100	PRINTING AND PHOTOCOPYING	0	0	0	5,000	0
12140100	64700	RENTAL-VEHICLES	0	1,000	0	0	0
12140100	64800	TRAVEL EXPENSES	33,950	2,942	0	70,000	0
12140100	65000	OFFICE SUPPLIES	403	1,923	0	7,000	0
12140100	65010	OPERATIONAL SUPPLIES	805	1,545	0	8,000	0
12140100	65030	FUEL & LUBRICATE	19,000	1,000	0	60,000	0
12140100	65900	FREIGHT AND HANDLING	1,600	375	0	8,000	0
12140100	66000	CAPITAL ASSETS	3,039	0	0	0	0
12140100	66010	BUILDINGS	0	0	0	60,000	0
12140100	69000	OTHER EXPENSES	0	0	0	0	0
TOTAL OTHER EXPENSES			60,917	13,849	0	258,000	0

COMMONWEALTH OF THE NORTHERN MARIANA ISLANDS

DEPARTMENT: FIRST SENATORIAL DISTRICT

DIVISION: FIRE AND EMERGENCY MEDICAL SERVICES ROTA

ORG: 12140100

ORG	OBJECT	DESCRIPTION	2022 ACTUAL	2023 ACTUAL	2024 BUDGET PL 23-09	2025 DEPARTMENT SUBMISSION	2025 GOVERNOR'S PROPOSAL
12140100	64060	UTILITIES	0	0	0	0	0
TOTAL PERSONNEL, OTHER EXPENSES, AND UTILITIES			750,273	962,238	1,110,515	1,566,523	1,004,254
12140100	69010	PUBLIC AUDITOR 1% FEE	0	9,965	11,320	15,665	10,043
GRAND TOTAL			750,273	972,203	1,121,835	1,582,188	1,014,296
NUMBER OF POSITIONS			23	29	29	29	29

GENERAL FUND

Budget Year: 2025

Department: First Senatorial District
Division/Activity: Fire and Emergency Medical Services Rota
Org Code: 12140100

NOP	Job Class Code	Position	Employee	Employee Number	Personnel Status Code	Pay Grade/Step	Annual Salary	Allocation Percent	Allocation Salary	Total Fringe Benefits	Total
1	6932	RESIDENT DEPUTY COMMISSIONER	GLENN L MARATITA	3212	AP	UNG	45,000	87.5%	39,375	16,447	55,822
1	0023	ADMINISTRATIVE ASSISTANT	JASMINE SHYVETTE A OGO	3804	FT	PL05/4	21,219	87.5%	18,567	1,420	19,987
1	1021	ADMINISTRATIVE SPECIALIST I	LARALYN C ATALIG	2359	FT	PL07/5	24,564	87.5%	21,493	12,795	34,289
1	6001	ASSISTANT FIRE CHIEF	JOEL O HOCOG	2348	FT	PL19/6	61,372	87.5%	53,700	5,075	58,775
1	6001	ASSISTANT FIRE CHIEF	RON IVAN H OGO	3701	FT	PL19/7	64,441	87.5%	56,386	4,314	60,699
1	0045	CLERK III	TONICA A ATALIG	2443	FT	PL01/2	15,834	87.5%	13,855	1,060	14,915
1	6097	FIRE CREW SUPERVISOR	CLINT A BARCINAS	2364	FT	PL18/5	55,667	87.5%	48,708	10,036	58,744
1	6097	FIRE CREW SUPERVISOR	ROBERT M MANGLONA	2357	FT	PL17/2	45,797	87.5%	40,072	4,668	44,740
1	6097	FIRE CREW SUPERVISOR	VICTORINO L MENDIOLA	2370	FT	PL17/2	45,797	87.5%	40,072	3,787	43,859
1	6075	FIREFIGHTER I	BRANDON TREY M CABRERA	3712	FT	PL08/5	34,174	87.5%	29,903	2,288	32,190
1	6075	FIREFIGHTER I	COLBY BLAKE C OGO	3662	FT	PL08/1	28,115	87.5%	24,601	1,882	26,483
1	6075	FIREFIGHTER I	DREY RYAN Q APATANG	3613	FT	PL08/1	28,115	87.5%	24,601	5,367	29,968
1	6075	FIREFIGHTER I	DWAYNE JACK T BLAS	2505	FT	PL08/1	28,115	87.5%	24,601	1,882	26,483
1	6075	FIREFIGHTER I	FELIS ONEZ P ATALIG	3869	FT	PL08/1	28,115	87.5%	24,601	1,882	26,483
1	6075	FIREFIGHTER I	JAMES CALVO MANGLONA II	3746	FT	PL08/5	34,174	87.5%	29,903	7,863	37,766
1	6075	FIREFIGHTER I	JOHMAR P UNTALAN	2724	FT	PL08/1	28,115	87.5%	24,601	2,866	27,467
1	6075	FIREFIGHTER I	LEO EDWARD T MERE B	722	FT	PL08/4	32,547	87.5%	28,479	2,179	30,657
1	6075	FIREFIGHTER I	ODIE JOE J TAITANO	3867	FT	PL08/1	28,115	87.5%	24,601	1,882	26,483
1	6075	FIREFIGHTER I	RACCINE GERARD R HIZON	3853	FT	PL08/5	34,174	87.5%	29,903	7,507	37,410
1	6075	FIREFIGHTER I	ROBERT KELLY B ULLOA	3817	FT	PL08/1	28,115	87.5%	24,601	1,882	26,483
1	6075	FIREFIGHTER I	THOMAS M MANGLONA III	2336	FT	PL08/5	34,174	87.5%	29,903	2,288	32,190
1	6075	FIREFIGHTER I	VACANT		FT	PL08/1	1	87.5%	1	0	1
1	6075	FIREFIGHTER I	VACANT		FT	PL08/3	1	87.5%	1	0	1
1	6076	FIREFIGHTER II	GARY M TOVES JR.	3660	FT	PL10/4	35,883	87.5%	31,398	3,658	35,056
1	6076	FIREFIGHTER II	MAXIMO R MUNA	3110	FT	PL10/2	32,547	87.5%	28,479	2,179	30,657

Budget Year: 2025

Department: First Senatorial District
Division/Activity: Fire and Emergency Medical Services Rota
Org Code: 12140100

NOP	Job Class Code	Position	Employee	Employee Number	Personnel Status Code	Pay Grade/Step	Annual Salary	Allocation Percent	Allocation Salary	Total Fringe Benefits	Total
1	6077	FIREFIGHTER III	CHRISTOPHER F HOCOG	3673	FT	PL12/4	39,561	87.5%	34,616	8,141	42,757
1	6077	FIREFIGHTER III	DANNY VINCENT B QUITUGUA	3728	FT	PL12/4	39,561	87.5%	34,616	14,422	49,038
1	6077	FIREFIGHTER III	JEFFREY A TAITANO	3694	FT	PL12/5	41,539	87.5%	36,347	13,685	50,031
1	6077	FIREFIGHTER III	JOSEPH-JAMES S OMAR	3674	FT	PL12/4	39,561	87.5%	34,616	7,518	42,134
29									852,597	148,971	1,001,568

COMMONWEALTH OF THE NORTHERN MARIANA ISLANDS

DEPARTMENT: FIRST SENATORIAL DISTRICT

DIVISION: AGRICULTURE ROTA

ORG: 12190700

ORG	OBJECT	DESCRIPTION	2022	2023	2024	2025	2025
			ACTUAL	ACTUAL	BUDGET PL 23-09	DEPARTMENT SUBMISSION	GOVERNOR'S PROPOSAL
12190700	61000	WAGES & SALARIES	131,145	222,083	370,750	457,809	326,341
12190700	61020	HOLIDAY PAY	0	5,267	0	0	0
12190700	62000	FICA CONTRIBUTION	8,131	14,139	0	28,384	20,233
12190700	62010	MEDICARE CONTRIBUTION	1,901	3,307	0	6,638	4,732
12190700	62100	401K EMPLOYER CONTRIBUTION	700	880	0	0	2,755
12190700	62101	RETIREMENT CONTRIBUTIONS	12,995	14,101	0	16,826	13,087
12190700	62200	HEALTH INSURANCE PREMIUM	34,111	49,316	0		43,560
12190700	62211	PERSONNEL INSURANCE	2,136	3,732	0	8,241	5,092
TOTAL PERSONNEL			191,118	312,825	370,750	517,898	415,800
12190700	63100	REPAIR AND MAINTENANCE	2,014	0	0	10,000	0
12190700	64080	DUES AND SUBSCRIPTIONS	80	0	0	0	0
12190700	64090	COMMUNICATIONS	2,206	0	0	3,500	0
12190700	64100	PRINTING AND PHOTOCOPYING	656	0	0	0	0
12190700	64110	ADVERTISING	330	0	0	500	0
12190700	64800	TRAVEL EXPENSES	1,710	0	0	5,000	0
12190700	65000	OFFICE SUPPLIES	729	0	0	3,500	0
12190700	65010	OPERATIONAL SUPPLIES	7,330	0	0	5,000	0
12190700	65030	FUEL & LUBRICATE	9,621	0	0	20,000	0
12190700	65900	FREIGHT AND HANDLING	480	0	0	2,000	0
12190700	66040	MACHINERY	0	0	0	89,900	0
12190700	66060	VEHICLES	0	0	0	45,000	0
12190700	66070	TECHNOLOGY EQUIP	1,498	0	0	10,000	0
12190700	66900	NON-CAPITAL ASSETS	240	0	0	0	0

COMMONWEALTH OF THE NORTHERN MARIANA ISLANDS

DEPARTMENT: FIRST SENATORIAL DISTRICT

DIVISION: AGRICULTURE ROTA

ORG: 12190700

ORG	OBJECT	DESCRIPTION	2022 ACTUAL	2023 ACTUAL	2024 BUDGET PL 23-09	2025 DEPARTMENT SUBMISSION	2025 GOVERNOR'S PROPOSAL
12190700	69000	OTHER EXPENSES	0	0	0	0	0
TOTAL OTHER EXPENSES			26,894	0	0	194,400	0
12190700	64060	UTILITIES	0	0	0	0	0
TOTAL PERSONNEL, OTHER EXPENSES, AND UTILITIES			218,013	312,825	370,750	712,298	415,800
12190700	69010	PUBLIC AUDITOR 1% FEE	419	3,595	3,809	8,195	4,158
GRAND TOTAL			218,432	316,420	374,559	720,493	419,958
NUMBER OF POSITIONS			14	14	12	15	12

Budget Year: 2025

Department: First Senatorial District
Division/Activity: Agriculture Rota
Org Code: 12190700

NOP	Job Class Code	Position	Employee	Employee Number	Personnel Status Code	Pay Grade/Step	Annual Salary	Allocation Percent	Allocation Salary	Total Fringe Benefits	Total
1	9100	RESIDENT DEPARTMENT HEAD	DAVID M CALVO	1321	AP	UNG	40,000	87.5%	35,000	24,959	59,959
1	1017	ADMINISTRATIVE OFFICER III	ISABELLA L MARATITA	3374	PB	PL15/5	36,292	87.5%	31,755	4,271	36,026
1	1022	ADMINISTRATIVE SPECIALIST II	ESPERANSA T CRUZ	1357	FT	PL09/8	31,350	87.5%	27,431	9,736	37,167
1	4002	AGRIC. EXTENSION AGENT II	HARRY M MENDIOLA	1398	FT	PL09/12	38,106	87.5%	33,343	3,151	36,494
1	4118	ANIMAL INDUSTRY SPECIALIST	MANASES M BARCINAS	1308	FT	PL11/4	28,436	87.5%	24,881	1,903	26,785
1	8393	EQUIPMENT OPERATOR II	NOEL C CHARFAUROS	2648	FT	PL02/2	16,626	87.5%	14,547	1,957	16,504
1	8394	EQUIPMENT OPERATOR III	WILLIAM C KANI	1363	FT	PL03/7	22,280	87.5%	19,495	1,842	21,337
1	4007	FORESTER III	JAMES C MANGLONA	1362	FT	PL13/12	46,319	87.5%	40,529	14,981	55,510
1	4224	FORESTRY TECHNICIAN II	JERRY LEE R NARCIS	6169	FT	PL05/4	21,219	87.5%	18,567	4,905	23,472
1	8426	HEAVY EQPT MECHANIC FOREMAN II	DAVID W MENDIOLA	1426	FT	PL09/4	25,792	87.5%	22,568	6,520	29,088
1	4253	MELON FLY COORDINATOR	FRANCISCO M BARCINAS	1351	FT	UNG	38,106	87.5%	33,343	3,151	36,494
1	1639	SUPPLY SPECIALIST I	MICHAEL T KING	1364	FT	PL09/6	28,436	87.5%	24,881	9,495	34,376
12									326,341	86,872	413,213

COMMONWEALTH OF THE NORTHERN MARIANA ISLANDS

DEPARTMENT: FIRST SENATORIAL DISTRICT

DIVISION: FISH AND WILDLIFE ROTA

ORG: 12190800

ORG	OBJECT	DESCRIPTION	2022 ACTUAL	2023 ACTUAL	2024 BUDGET PL 23-09	2025 DEPARTMENT SUBMISSION	2025 GOVERNOR'S PROPOSAL
12190800	61000	WAGES & SALARIES	81,142	96,674	143,245	205,050	119,268
12190800	61020	HOLIDAY PAY	0	1,629	0	0	0
12190800	62000	FICA CONTRIBUTION	5,030	6,095	0	12,713	7,395
12190800	62010	MEDICARE CONTRIBUTION	1,176	1,426	0	2,973	1,729
12190800	62200	HEALTH INSURANCE PREMIUM	11,567	13,499	0	0	11,151
12190800	62211	PERSONNEL INSURANCE	1,025	1,221	0	3,691	1,335
TOTAL PERSONNEL			99,940	120,542	143,245	224,427	140,878
12190800	63100	REPAIR AND MAINTENANCE	3,774	0	0	9,300	0
12190800	64090	COMMUNICATIONS	2,257	0	0	2,500	0
12190800	64110	ADVERTISING	330	0	0	0	0
12190800	64800	TRAVEL EXPENSES	4,783	0	0	5,000	0
12190800	65000	OFFICE SUPPLIES	0	0	0	2,500	0
12190800	65010	OPERATIONAL SUPPLIES	4,370	0	0	4,500	0
12190800	65030	FUEL & LUBRICATE	8,705	1,000	0	15,000	0
12190800	65900	FREIGHT AND HANDLING	762	0	0	2,000	0
12190800	66000	CAPITAL ASSETS	1,832	0	0	0	0
12190800	66040	MACHINERY	0	0	0	8,500	0
12190800	66070	TECHNOLOGY EQUIP	0	0	0	7,800	0
12190800	69000	OTHER EXPENSES	0	0	0	0	0
TOTAL OTHER EXPENSES			26,811	1,000	0	57,100	0
12190800	64060	UTILITIES	0	0	0	0	0
TOTAL PERSONNEL, OTHER EXPENSES, AND UTILITIES			126,752	121,542	143,245	281,527	140,878

COMMONWEALTH OF THE NORTHERN MARIANA ISLANDS

DEPARTMENT: FIRST SENATORIAL DISTRICT

DIVISION: FISH AND WILDLIFE ROTA

ORG: 12190800

ORG	OBJECT	DESCRIPTION	2022 ACTUAL	2023 ACTUAL	2024 BUDGET PL 23-09	2025 DEPARTMENT SUBMISSION	2025 GOVERNOR'S PROPOSAL
12190800	69010	PUBLIC AUDITOR 1% FEE	1,105	1,275	1,470	3,102	1,409
GRAND TOTAL			127,857	122,817	144,715	284,629	142,286
NUMBER OF POSITIONS			5	6	5	7	5

Budget Year: 2025

Department: First Senatorial District
Division/Activity: Fish and Wildlife Rota
Org Code: 12190800

NOP	Job Class Code	Position	Employee	Employee Number	Personnel Status Code	Pay Grade/Step	Annual Salary	Allocation Percent	Allocation Salary	Total Fringe Benefits	Total
1	6017	CONSERVATION INSPECTOR I	ALVIN M CRUZ	1332	FT	PL03/5	20,209	87.5%	17,683	1,353	19,035
1	6021	CONSERVATION OFFICER I	JIM M ATALIG	1397	FT	PL10/1	23,394	87.5%	20,470	1,934	22,404
1	6021	CONSERVATION OFFICER I	PEDRO A MANGLONA JR	1369	FT	PL10/8	32,918	87.5%	28,803	13,873	42,676
1	6021	CONSERVATION OFFICER I	VICENTE A ATALIG JR	1441	FT	PL10/5	28,436	87.5%	24,881	2,351	27,232
1	6023	CONSERVATION OFFICER III	RICARDO S MARATITA	1356	FT	PL14/3	31,350	87.5%	27,431	2,099	29,530
5									119,268	21,610	140,878

COMMONWEALTH OF THE NORTHERN MARIANA ISLANDS

DEPARTMENT: FIRST SENATORIAL DISTRICT
DIVISION: PARKS AND RECREATION ROTA
ORG: 12190400

ORG	OBJECT	DESCRIPTION	2022 ACTUAL	2023 ACTUAL	2024 BUDGET PL 23-09	2025 DEPARTMENT SUBMISSION	2025 GOVERNOR'S PROPOSAL
12190400	61000	WAGES & SALARIES	25,153	49,311	80,166	91,325	73,244
12190400	61020	HOLIDAY PAY	0	1,458	0	0	0
12190400	62000	FICA CONTRIBUTION	1,560	3,148	0	5,662	4,541
12190400	62010	MEDICARE CONTRIBUTION	365	736	0	1,324	1,062
12190400	62200	HEALTH INSURANCE PREMIUM	11,567	13,499	0	0	11,151
12190400	62211	PERSONNEL INSURANCE	417	473	0	1,644	518
TOTAL PERSONNEL			39,061	68,624	80,166	99,955	90,516
12190400	63100	REPAIR AND MAINTENANCE	2,737	0	0	5,000	0
12190400	64090	COMMUNICATIONS	315	0	0	0	0
12190400	64110	ADVERTISING	570	0	0	0	0
12190400	64800	TRAVEL EXPENSES	0	0	0	5,000	0
12190400	65010	OPERATIONAL SUPPLIES	17,212	0	0	9,000	0
12190400	65030	FUEL & LUBRICATE	3,000	0	0	10,000	0
12190400	65900	FREIGHT AND HANDLING	400	0	0	0	0
12190400	66040	MACHINERY	0	1,868	0	21,000	0
12190400	66060	VEHICLES	0	0	0	45,000	0
12190400	69000	OTHER EXPENSES	0	0	0	0	0
TOTAL OTHER EXPENSES			24,234	1,868	0	95,000	0
12190400	64060	UTILITIES	0	0	0	0	0
TOTAL PERSONNEL, OTHER EXPENSES, AND UTILITIES			63,294	70,492	80,166	194,955	90,516
12190400	69010	PUBLIC AUDITOR 1% FEE	21	775	825	2,150	905

COMMONWEALTH OF THE NORTHERN MARIANA ISLANDS

DEPARTMENT: FIRST SENATORIAL DISTRICT
DIVISION: PARKS AND RECREATION ROTA
ORG: 12190400

ORG	OBJECT	DESCRIPTION	2022 ACTUAL	2023 ACTUAL	2024 BUDGET PL 23-09	2025 DEPARTMENT SUBMISSION	2025 GOVERNOR'S PROPOSAL
GRAND TOTAL			63,315	71,267	80,991	197,105	91,422
NUMBER OF POSITIONS			4	4	4	4	4

Budget Year: 2025

Department: First Senatorial District
Division/Activity: Parks and Recreation Rota
Org Code: 12190400

NOP	Job Class Code	Position	Employee	Employee Number	Personnel Status Code	Pay Grade/Step	Annual Salary	Allocation Percent	Allocation Salary	Total Fringe Benefits	Total
1	8392	EQUIPMENT OPERATOR I	ELPHRAIN S TAIMANAO JR.	1372	FT	PL02/4	18,330	87.5%	16,039	1,227	17,266
1	8392	EQUIPMENT OPERATOR I	JORDAN I ETWET	5792	FT	PL02/1	15,834	87.5%	13,855	1,060	14,915
1	8392	EQUIPMENT OPERATOR I	NICOLAS M CABRERA	1349	FT	PL02/2	16,626	87.5%	14,547	1,113	15,660
1	8818	TRADES SPECIALIST I	FELIX M CALVO	1315	FT	PL11/7	32,918	87.5%	28,803	13,873	42,676
4									73,244	17,272	90,516

COMMONWEALTH OF THE NORTHERN MARIANA ISLANDS

DEPARTMENT: FIRST SENATORIAL DISTRICT
DIVISION: SOIL AND WATER CONSERVATION ROTA
ORG: 12190500

ORG	OBJECT	DESCRIPTION	2022 ACTUAL	2023 ACTUAL	2024 BUDGET PL 23-09	2025 DEPARTMENT SUBMISSION	2025 GOVERNOR'S PROPOSAL
12190500	61000	WAGES & SALARIES	0	9,802	23,525	27,082	21,493
12190500	61020	HOLIDAY PAY	0	359	0	0	0
12190500	62000	FICA CONTRIBUTION	0	630	0	1,679	1,333
12190500	62010	MEDICARE CONTRIBUTION	0	147	0	393	312
12190500	62211	PERSONNEL INSURANCE	0	0	0	487	0
TOTAL PERSONNEL			0	10,938	23,525	29,641	23,137
12190500	63100	REPAIR AND MAINTENANCE	0	0	0	2,500	0
12190500	64800	TRAVEL EXPENSES	0	0	0	5,000	0
12190500	65000	OFFICE SUPPLIES	0	0	0	2,500	0
12190500	65010	OPERATIONAL SUPPLIES	0	0	0	2,500	0
12190500	65030	FUEL & LUBRICATE	2,067	0	0	5,000	0
12190500	65900	FREIGHT AND HANDLING	0	0	0	1,000	0
12190500	66060	VEHICLES	0	0	0	48,000	0
12190500	66070	TECHNOLOGY EQUIP	1,498	63	0	6,500	0
12190500	69000	OTHER EXPENSES	0	0	0	0	0
TOTAL OTHER EXPENSES			3,565	63	0	73,000	0
12190500	64060	UTILITIES	0	0	0	0	0
TOTAL PERSONNEL, OTHER EXPENSES, AND UTILITIES			3,565	11,001	23,525	102,641	23,137
12190500	69010	PUBLIC AUDITOR 1% FEE	290	219	242	1,001	231
GRAND TOTAL			3,855	11,220	23,767	103,642	23,369

COMMONWEALTH OF THE NORTHERN MARIANA ISLANDS

DEPARTMENT: FIRST SENATORIAL DISTRICT
DIVISION: SOIL AND WATER CONSERVATION ROTA
ORG: 12190500

ORG	OBJECT	DESCRIPTION	2022 ACTUAL	2023 ACTUAL	2024 BUDGET PL 23-09	2025 DEPARTMENT SUBMISSION	2025 GOVERNOR'S PROPOSAL
		NUMBER OF POSITIONS	1	1	1	1	1

Budget Year: 2025

Department: First Senatorial District
Division/Activity: Soil and Water Conservation Rota
Org Code: 12190500

NOP	Job Class Code	Position	Employee	Employee Number	Personnel Status Code	Pay Grade/Step	Annual Salary	Allocation Percent	Allocation Salary	Total Fringe Benefits	Total
1	0023	ADMINISTRATIVE ASSISTANT	MYRA MARIE O OGO	1287	FT	PL05/7	24,564	87.5%	21,493	1,644	23,137
1									21,493	1,644	23,137

COMMONWEALTH OF THE NORTHERN MARIANA ISLANDS

DEPARTMENT: FIRST SENATORIAL DISTRICT

DIVISION: LAND REGISTRATION ROTA

ORG: 12190900

ORG	OBJECT	DESCRIPTION	2022 ACTUAL	2023 ACTUAL	2024 BUDGET PL 23-09	2025 DEPARTMENT SUBMISSION	2025 GOVERNOR'S PROPOSAL
12190900	61000	WAGES & SALARIES	4,858	25,168	56,815	83,736	51,910
12190900	61020	HOLIDAY PAY	0	867	0	0	0
12190900	62000	FICA CONTRIBUTION	301	1,614	0	5,192	3,218
12190900	62010	MEDICARE CONTRIBUTION	70	378	0	1,214	753
12190900	62200	HEALTH INSURANCE PREMIUM	2,208	2,344	0	0	0
12190900	62211	PERSONNEL INSURANCE	62	302	0	1,507	0
TOTAL PERSONNEL			7,499	30,672	56,815	91,649	55,881
12190900	63100	REPAIR AND MAINTENANCE	572	0	0	4,500	0
12190900	64080	DUES AND SUBSCRIPTIONS	1,950	0	0	0	0
12190900	64090	COMMUNICATIONS	173	0	0	0	0
12190900	64800	TRAVEL EXPENSES	5,522	0	0	5,000	0
12190900	65000	OFFICE SUPPLIES	0	0	0	2,000	0
12190900	65010	OPERATIONAL SUPPLIES	2,503	0	0	3,500	0
12190900	65030	FUEL & LUBRICATE	4,009	0	0	8,000	0
12190900	65040	FURNITURE & FIXTURES	0	0	0	7,500	0
12190900	65900	FREIGHT AND HANDLING	60	0	0	0	0
12190900	66040	MACHINERY	0	0	0	5,000	0
12190900	66070	TECHNOLOGY EQUIP	0	0	0	50,000	0
12190900	69000	OTHER EXPENSES	0	0	0	0	0
TOTAL OTHER EXPENSES			14,789	0	0	85,500	0
12190900	64060	UTILITIES	0	0	0	0	0
TOTAL PERSONNEL, OTHER EXPENSES, AND UTILITIES			22,288	30,672	56,815	177,149	55,881

COMMONWEALTH OF THE NORTHERN MARIANA ISLANDS

DEPARTMENT: FIRST SENATORIAL DISTRICT

DIVISION: LAND REGISTRATION ROTA

ORG: 12190900

ORG	OBJECT	DESCRIPTION	2022 ACTUAL	2023 ACTUAL	2024 BUDGET PL 23-09	2025 DEPARTMENT SUBMISSION	2025 GOVERNOR'S PROPOSAL
12190900	69010	PUBLIC AUDITOR 1% FEE	465	545	584	1,886	559
GRAND TOTAL			22,753	31,217	57,399	179,035	56,440
NUMBER OF POSITIONS			3	2	2	3	2

Budget Year: 2025

Department: First Senatorial District
Division/Activity: Land Registration Rota
Org Code: 12190900

NOP	Job Class Code	Position	Employee	Employee Number	Personnel Status Code	Pay Grade/Step	Annual Salary	Allocation Percent	Allocation Salary	Total Fringe Benefits	Total
1	5154	SURVEYING TRAINEE I	JEFFREY B MASGA	1282	FT	PL01/8	21,219	87.5%	18,567	1,420	19,987
1	5144	SURVEYOR III	ROMAN M MANGLONA JR	1367	FT	PL13/8	38,106	87.5%	33,343	2,551	35,894
2									51,910	3,971	55,881

COMMONWEALTH OF THE NORTHERN MARIANA ISLANDS

DEPARTMENT: FIRST SENATORIAL DISTRICT
DIVISION: OPERATIONS AND MAINTENANCE ROTA
ORG: 12200100

ORG	OBJECT	DESCRIPTION	2022	2023	2024	2025	2025
			ACTUAL	ACTUAL	BUDGET PL 23-09	DEPARTMENT SUBMISSION	GOVERNOR'S PROPOSAL
12200100	61000	WAGES & SALARIES	249,573	363,299	563,314	567,878	500,219
12200100	61020	HOLIDAY PAY	0	6,699	0	0	0
12200100	62000	FICA CONTRIBUTION	15,472	22,940	0	36,731	31,014
12200100	62010	MEDICARE CONTRIBUTION	3,626	5,365	0	8,591	7,253
12200100	62100	401K EMPLOYER CONTRIBUTION	1,318	3,334	0	5,476	4,581
12200100	62200	HEALTH INSURANCE PREMIUM	26,305	32,118	0	21,780	21,780
12200100	62211	PERSONNEL INSURANCE	3,662	4,864	0	6,345	5,448
TOTAL PERSONNEL			299,956	438,619	563,314	646,801	570,295
12200100	63100	REPAIR AND MAINTENANCE	4,018	0	0	30,000	0
12200100	64090	COMMUNICATIONS	2,166	0	0	5,000	0
12200100	64740	RENTAL-HEAVY EQUIPMENTS	0	0	0	40,000	0
12200100	64800	TRAVEL EXPENSES	14,269	1,246	0	15,000	0
12200100	65000	OFFICE SUPPLIES	603	430	0	10,000	0
12200100	65010	OPERATIONAL SUPPLIES	13,879	1,374	0	15,000	0
12200100	65030	FUEL & LUBRICATE	22,440	14,419	0	40,000	0
12200100	65040	FURNITURE & FIXTURES	1,441	0	0	15,000	0
12200100	65900	FREIGHT AND HANDLING	1,000	2,007	0	5,000	0
12200100	66040	MACHINERY	0	0	0	15,000	0
12200100	66070	TECHNOLOGY EQUIP	1,260	0	0	10,000	0
12200100	69000	OTHER EXPENSES	0	0	0	0	0
TOTAL OTHER EXPENSES			61,077	19,475	0	200,000	0
12200100	64060	UTILITIES	1,841	1,048	0	11,000	0

COMMONWEALTH OF THE NORTHERN MARIANA ISLANDS

DEPARTMENT: FIRST SENATORIAL DISTRICT
DIVISION: OPERATIONS AND MAINTENANCE ROTA
ORG: 12200100

ORG	OBJECT	DESCRIPTION	2022 ACTUAL	2023 ACTUAL	2024 BUDGET PL 23-09	2025 DEPARTMENT SUBMISSION	2025 GOVERNOR'S PROPOSAL
TOTAL PERSONNEL, OTHER EXPENSES, AND UTILITIES			362,874	459,142	563,314	857,801	570,295
12200100	69010	PUBLIC AUDITOR 1% FEE	772	5,497	5,793	0	5,703
GRAND TOTAL			363,646	464,639	569,107	857,801	575,998
NUMBER OF POSITIONS			23	23	22	22	22

Budget Year: 2025

Department: First Senatorial District
Division/Activity: Operations and Maintenance Rota
Org Code: 12200100

NOP	Job Class Code	Position	Employee	Employee Number	Personnel Status Code	Pay Grade/Step	Annual Salary	Allocation Percent	Allocation Salary	Total Fringe Benefits	Total
1	9100	RESIDENT DEPARTMENT HEAD	GEORGE A ATALIG	3377	AP	UNG	40,000	87.5%	35,000	4,708	39,708
1	0012	ACCOUNTING TECHNICIAN I	AVERY EVETT C ATALIG	2919	FT	PL04/4	20,209	87.5%	17,683	1,353	19,035
1	1016	ADMINISTRATIVE OFFICER II	NOEMI R MANGLONA	2108	FT	PL13/1	27,082	87.5%	23,696	3,187	26,883
1	1017	ADMINISTRATIVE OFFICER III	RUFINO C MARATITA	2117	FT	PL15/12	51,066	87.5%	44,683	7,708	52,391
1	8265	CONSTRUCTION INSPECTOR II	ANTONIO C MESNGON JR.	2258	FT	PL08/2	22,280	87.5%	19,495	1,491	20,986
1	8266	CONSTRUCTION INSPECTOR III	DAVID A MANGLONA	2118	FT	PL10/9	34,564	87.5%	30,243	14,009	44,252
1	8394	EQUIPMENT OPERATOR III	JOHN LEE H MANIBUSAN	2222	FT	PL03/4	19,246	87.5%	16,841	1,288	18,129
1	8395	EQUIPMENT OPERATOR IV	EDWARD I. KAPILEO	5940	PB	PL04/5	21,219	87.5%	18,567	1,420	19,987
1	8395	EQUIPMENT OPERATOR IV	EFRAIN VICENTE M ATALIG	2200	FT	PL04/2	18,330	87.5%	16,039	1,227	17,266
1	8395	EQUIPMENT OPERATOR IV	ELBERT M MARATITA	2132	FT	PL04/4	20,209	87.5%	17,683	1,671	19,354
1	8395	EQUIPMENT OPERATOR IV	JJ O BARCINAS	2238	FT	PL04/4	20,209	87.5%	17,683	2,378	20,061
1	8395	EQUIPMENT OPERATOR IV	JOSEPH-KENT ATALIG	1674	FT	PL04/5	21,219	87.5%	18,567	1,420	19,987
1	8395	EQUIPMENT OPERATOR IV	JOSH S OGO	2256	FT	PL04/4	20,209	87.5%	17,683	2,378	20,061
1	8395	EQUIPMENT OPERATOR IV	JUAN T ATALIG	2224	FT	PL04/6	22,280	87.5%	19,495	1,842	21,337
1	8395	EQUIPMENT OPERATOR IV	ZACHARY M TAITANO	4502	FT	PL04/3	19,246	87.5%	16,841	1,591	18,432
1	8395	EQUIPMENT OPERATOR IV	VACANT		FT	PL04/4	1	87.5%	20,209	1,546	21,755
1	8572	GROUNDS MAINTENANCE COORDINATOR	VACANT		FT	PL08/7	1	87.5%	28,436	2,175	30,611
1	8572	GROUNDS MAINTENANCE SUPERVISOR	BENEDICTO P SAN NICOLAS JR	2141	FT	PL13/4	31,350	87.5%	27,431	2,592	30,024
1	8415	HEAVY EQUIPMENT MECHANIC	LUZON B CRUZ	2276	FT	PL04/11	28,436	87.5%	24,881	1,903	26,785
1	8818	TRADES SPECIALIST I	JOSE T ATALIG	2207	FT	PL11/9	36,292	87.5%	31,755	10,145	41,900
1	8807	TRADES TECHNICIAN I	BARYL NATHON M HOCOG	2277	FT	PL05/2	19,246	87.5%	16,841	1,288	18,129
1	8808	TRADES TECHNICIAN II	SHELBY LEE C RANGAMAR	2217	FT	PL07/4	23,394	87.5%	20,470	2,753	23,223
									500,219	70,076	570,295

COMMONWEALTH OF THE NORTHERN MARIANA ISLANDS

DEPARTMENT: FIRST SENATORIAL DISTRICT

DIVISION: PUBLIC LIBRARY ROTA

ORG: 12880900

ORG	OBJECT	DESCRIPTION	2022 ACTUAL	2023 ACTUAL	2024 BUDGET PL 23-09	2025 DEPARTMENT SUBMISSION	2025 GOVERNOR'S PROPOSAL
12880900	61000	WAGES & SALARIES	0	0	16,718	0	15,275
12880900	62000	FICA CONTRIBUTION	0	0	0	0	947
12880900	62010	MEDICARE CONTRIBUTION	0	0	0	0	221
12880900	62211	PERSONNEL INSURANCE	0	0	0	0	275
TOTAL PERSONNEL			0	0	16,718	0	16,718
12880900	69000	OTHER EXPENSES	0	0	0	0	0
TOTAL OTHER EXPENSES			0	0	0	0	0
12880900	64060	UTILITIES	1,841	1,048		0	0
TOTAL PERSONNEL, OTHER EXPENSES, AND UTILITIES			1,841	1,048	16,718	0	16,718
12880900	69010	PUBLIC AUDITOR 1% FEE	1,449	0	172	0	167
GRAND TOTAL			3,290	1,048	16,890	0	16,886
NUMBER OF POSITIONS			2	2	1	0	1

Budget Year: 2025

Department: First Senatorial District
Division/Activity: Public Library Rota
Org Code: 12880900

NOP	Job Class Code	Position	Employee	Employee Number	Personnel Status Code	Pay Grade/Step	Annual Salary	Allocation Percent	Allocation Salary	Total Fringe Benefits	Total
1	1665	LIBRARY ASSISTANT I	BERGITT M MARATITA	1059	FT	PL01/4	17,457	87.5%	15,275	1,443	16,718
									15,275	1,443	16,718

COMMONWEALTH OF THE NORTHERN MARIANA ISLANDS

DEPARTMENT: SECOND SENATORIAL DISTRICT

DIVISION: MAYOR TINIAN

ORG: 13270100

ORG	OBJECT	DESCRIPTION	2022 ACTUAL	2023 ACTUAL	2024 BUDGET PL 23-09	2025 DEPARTMENT SUBMISSION	2025 GOVERNOR'S PROPOSAL
13270100	61000	WAGES & SALARIES	2,248,635	2,308,395	2,485,319	3,343,100	2,182,563
13270100	61010	OVERTIME COMPENSATION	45,774	665	0	0	0
13270100	61020	HOLIDAY PAY	103	57,168	0	0	0
13270100	61200	BOARD & OTHER COMPENSATION	4,400	0	0	0	0
13270100	62000	FICA CONTRIBUTION	142,528	146,588	0	207,272	135,317
13270100	62010	MEDICARE CONTRIBUTION	33,336	34,284	0	48,475	31,647
13270100	62100	401K EMPLOYER CONTRIBUTION	28,890	33,460	0	47,884	32,729
13270100	62101	RETIREMENT CONTRIBUTIONS	29,494	26,749	0	28,043	22,500
13270100	62200	HEALTH INSURANCE PREMIUM	158,534	219,223	0	96,533	150,367
13270100	62211	PERSONNEL INSURANCE	22,414	26,884	0	60,176	25,614
TOTAL PERSONNEL			2,714,107	2,853,416	2,485,319	3,831,483	2,580,737
13270100	63001	OFFICIAL REPRESENTATION	8,701	190	0	0	0
13270100	63100	REPAIR AND MAINTENANCE	11,761	238	0	24,000	0
13270100	63300	CLEANING SERVICES	600	0	0	40,800	0
13270100	63500	INAUGURATION EXPENSE	0	25,000	0	0	0
13270100	64090	COMMUNICATIONS	0	0	0	48,000	0
13270100	64100	PRINTING AND PHOTOCOPYING	665	0	0	3,000	0
13270100	64110	ADVERTISING	247	0	0	1,260	0
13270100	64700	RENTAL-VEHICLES	3,960	0	0	28,800	0
13270100	64720	RENTAL-OFFICES	0	16,000	0	96,000	0
13270100	64790	RENTAL-OTHERS	1,000	0	0	0	0
13270100	64800	TRAVEL EXPENSES	191	0	0	0	0
13270100	65000	OFFICE SUPPLIES	213	181	0	11,400	0
13270100	65010	OPERATIONAL SUPPLIES	4,148	2,154	0	30,000	0

COMMONWEALTH OF THE NORTHERN MARIANA ISLANDS

DEPARTMENT: SECOND SENATORIAL DISTRICT

DIVISION: MAYOR TINIAN

ORG: 13270100

ORG	OBJECT	DESCRIPTION	2022 ACTUAL	2023 ACTUAL	2024 BUDGET PL 23-09	2025 DEPARTMENT SUBMISSION	2025 GOVERNOR'S PROPOSAL
13270100	65030	FUEL & LUBRICATE	0	87	0	78,000	0
13270100	65040	FURNITURE & FIXTURES	80	0	0	0	0
13270100	66040	MACHINERY	0	0	0	8,350	0
13270100	66070	TECHNOLOGY EQUIP	10,786	0	0	0	0
13270100	66900	NON-CAPITAL ASSETS	268	0	0	0	0
13270100	69000	OTHER EXPENSES	0	0	25,563	0	0
TOTAL OTHER EXPENSES			42,620	43,849	25,563	369,610	0
13270100	64060	UTILITIES	578	0	0	315,600	250,000
TOTAL PERSONNEL, OTHER EXPENSES, AND UTILITIES			2,757,305	2,897,265	2,510,882	4,516,693	2,830,737
13270100	69010	PUBLIC AUDITOR 1% FEE	6,044	28,372	0	45,167	28,307
GRAND TOTAL			2,763,349	2,925,637	2,510,882	4,561,860	2,859,044
NUMBER OF POSITIONS			125	135	135	135	135

GENERAL FUND

Budget Year: 2025

Department: Second Senatorial District - Tinian & Aguigan

Division/Activity: Mayor of Tinian

Org Code: 13270100

NOP	Job Class Code	Position	Employee	Employee Number	Personnel Status Code	Pay Grade/Step	Annual Salary	Allocation Percent	Allocation Salary	Total Fringe Benefits	Total
1	9091	MAYOR OF TINIAN	EDWIN P. ALDAN	3638	EL	UNG	75,000	100.00%	75,000	36,731	111,731
1	0023	ADMINISTRATIVE ASSISTANT	ANA MARGARITA B. BENAVENTE	2483	ES	UNG	26,000	87.50%	22,750	6,545	29,295
1	0023	ADMINISTRATIVE ASSISTANT	MELISA O. LIETO	2472	ES	UNG	21,000	87.50%	18,375	2,471	20,846
1	0023	ADMINISTRATIVE ASSISTANT	OFEMIA N. KHAN	2644	ES	UNG	21,000	87.50%	18,375	2,471	20,846
1	9276	CEO'S SECRETARY	LEONORA P. ALDAN	2640	ES	UNG	27,000	87.50%	23,625	6,662	30,287
1	9563	CEO'S SPECIAL ASSISTANT	BERNADITA C. PALACIOS	2454	ES	UNG	50,000	87.50%	43,750	5,884	49,634
1	2388	COMMUNITY ASST. COORDINATOR	WINFREDA C. ARRIOLA	2618	ES	UNG	19,000	87.50%	16,625	1,571	18,196
1	0977	COMMUNITY OUTREACH ASSISTANT	MAGDALENA B. SAN NICOLAS	2604	ES	UNG	32,000	87.50%	28,000	2,646	30,646
1	0977	COMMUNITY OUTREACH ASSISTANT	MARJORIE P. CABAY	2701	ES	UNG	23,000	87.50%	20,125	6,192	26,317
1	9411	DIRECTOR, TINIAN LIAISON OFFC.	CARLA A. SAN NICOLAS	2685	ES	UNG	45,000	87.50%	39,375	3,012	42,387
1	9357	EMERGENCY PREP. ASSIS. COORD.	JUAN E. SANTOS JR.	2635	ES	UNG	36,000	87.50%	31,500	11,381	42,881
1	9357	EMERGENCY PREP. ASSIS. COORD.	MARIA ROSA C. SAN NICOLAS	4148	ES	UNG	25,000	87.50%	21,875	9,211	31,086
1	9354	EMERGENCY PREPAREDNESS COORD.	PETER H. PALACIOS JR	2735	ES	UNG	33,000	87.50%	28,875	6,213	35,088
1	1097	FIELD OPERATIONS MANAGER	MARCELINO M. BORJA	2647	ES	UNG	36,000	87.50%	31,500	2,410	33,910
1	8715	GROUNDS MAINTENANCE COORD.	JOSE M. BORJA	2487	ES	UNG	19,000	87.50%	16,625	1,272	17,897
1	8561	GROUNDS MAINTENANCE FOREMAN I	DAVID ANTHONY . BAMBA	5693	ES	UNG	19,000	87.50%	16,625	5,056	21,681
1	8561	GROUNDS MAINTENANCE FOREMAN I	DIONICIO . BORJA	2614	ES	UNG	19,000	87.50%	16,625	1,571	18,196
1	8561	GROUNDS MAINTENANCE FOREMAN I	JOAQUIN B. ALDAN	2633	ES	UNG	19,000	87.50%	16,625	1,272	17,897
1	0405	HUMAN RESOURCE MANAGER	ANA-RITA S. KING	2691	ES	UNG	38,000	87.50%	33,250	7,957	41,207
1	6921	MAINTENANCE ASSISTANT	BENIDA . SAIMON	2438	ES	UNG	21,000	87.50%	18,375	5,221	23,596
1	6921	MAINTENANCE ASSISTANT	BENJAMIN S. REYES	2688	ES	UNG	19,000	87.50%	16,625	4,757	21,382
1	6921	MAINTENANCE ASSISTANT	BRIAN T. KING	2679	ES	UNG	23,000	87.50%	20,125	13,858	33,983
1	6921	MAINTENANCE ASSISTANT	GABRIEL D. EVANGELISTA	2589	ES	UNG	30,000	87.50%	26,250	3,531	29,781
1	3361	MAYOR'S DEPARTMENTAL ASSISTANT	BARBARA L. CANO	2469	ES	UNG	19,000	87.50%	16,625	1,272	17,897
1	3361	MAYOR'S DEPARTMENTAL ASSISTANT	CARMINA JO BORJA		ES	UNG	19,000	87.50%	16,625	1,272	17,897
1	3361	MAYOR'S DEPARTMENTAL ASSISTANT	CHRISTOPHER JOHN . HOFSCHEIDER	6026	ES	UNG	19,000	87.50%	16,625	1,272	17,897
1	3361	MAYOR'S DEPARTMENTAL ASSISTANT	DOLORES A. VILLAGOMEZ	3161	ES	UNG	21,000	87.50%	18,375	2,471	20,846
1	3361	MAYOR'S DEPARTMENTAL ASSISTANT	EUGIENE SAN NICOLAS		ES	UNG	19,000	87.50%	16,625	1,272	17,897
1	3361	MAYOR'S DEPARTMENTAL ASSISTANT	FRANCISCO S. SHAI	2624	ES	UNG	19,000	87.50%	16,625	2,236	18,861
1	3361	MAYOR'S DEPARTMENTAL ASSISTANT	GARY MICHAEL C. CEPEDA	3997	ES	UNG	19,000	87.50%	16,625	1,272	17,897
1	3361	MAYOR'S DEPARTMENTAL ASSISTANT	GEORGE CAMACHO		ES	UNG	22,000	87.50%	19,250	1,473	20,723
1	3361	MAYOR'S DEPARTMENTAL ASSISTANT	GUILLERMINA C. CEPEDA	2450	ES	UNG	30,000	87.50%	26,250	5,965	32,215
1	3361	MAYOR'S DEPARTMENTAL ASSISTANT	JAIMIE K. SANCHEZ-BARCINAS	2705	ES	UNG	19,000	87.50%	16,625	1,272	17,897
1	3361	MAYOR'S DEPARTMENTAL ASSISTANT	JANICE B. MAPESO	2646	ES	UNG	19,000	87.50%	16,625	1,272	17,897
1	3361	MAYOR'S DEPARTMENTAL ASSISTANT	JANIKA A. DECENA	4822	ES	UNG	28,000	87.50%	24,500	9,459	33,959
1	3361	MAYOR'S DEPARTMENTAL ASSISTANT	JAVIE A. DECENA	2372	ES	UNG	26,000	87.50%	22,750	1,740	24,490
1	3361	MAYOR'S DEPARTMENTAL ASSISTANT	JEFFREY P. CRUZ	2625	ES	UNG	24,000	87.50%	21,000	9,968	30,968
1	3361	MAYOR'S DEPARTMENTAL ASSISTANT	JESSICA B. IBA	2493	ES	UNG	19,000	87.50%	16,625	1,272	17,897
1	3361	MAYOR'S DEPARTMENTAL ASSISTANT	JOSE M. SAN NICOLAS	4147	ES	UNG	19,000	87.50%	16,625	1,272	17,897
1	3361	MAYOR'S DEPARTMENTAL ASSISTANT	KENNETH Q. CRUZ	2484	ES	UNG	26,000	87.50%	22,750	2,150	24,900
1	3361	MAYOR'S DEPARTMENTAL ASSISTANT	KENNY KURT C. CRUZ	2639	ES	UNG	23,000	87.50%	20,125	1,540	21,665
1	3361	MAYOR'S DEPARTMENTAL ASSISTANT	KENNY PAUL D. CRUZ	2587	ES	UNG	40,000	87.50%	35,000	9,821	44,821
1	3361	MAYOR'S DEPARTMENTAL ASSISTANT	KIMBERLYN S. KING	2736	ES	UNG	24,000	87.50%	21,000	1,985	22,985
1	3361	MAYOR'S DEPARTMENTAL ASSISTANT	KYIE B. MIAH	2707	ES	UNG	19,000	87.50%	16,625	1,272	17,897

GENERAL FUND

Budget Year: 2025

Department: Second Senatorial District - Tinian & Aguigan

Division/Activity: Mayor of Tinian

Org Code: 13270100

NOP	Job Class Code	Position	Employee	Employee Number	Personnel Status Code	Pay Grade/Step	Annual Salary	Allocation Percent	Allocation Salary	Total Fringe Benefits	Total
1	3361	MAYOR'S DEPARTMENTAL ASSISTANT	KYLE PHINIAS C. MONKEYA	4735	ES	UNG	19,000	87.50%	16,625	1,272	17,897
1	3361	MAYOR'S DEPARTMENTAL ASSISTANT	LINA L. CABRERA	2477	ES	UNG	23,000	87.50%	20,125	1,902	22,027
1	3361	MAYOR'S DEPARTMENTAL ASSISTANT	LISA P. HERMOSO	2711	ES	UNG	19,000	87.50%	16,625	12,722	29,347
1	3361	MAYOR'S DEPARTMENTAL ASSISTANT	LUIS P. KIYOSHI	3963	ES	UNG	19,000	87.50%	16,625	1,272	17,897
1	3361	MAYOR'S DEPARTMENTAL ASSISTANT	MARCUS G. UNTALAN	3636	ES	UNG	19,000	87.50%	16,625	1,272	17,897
1	3361	MAYOR'S DEPARTMENTAL ASSISTANT	MARIA BERNADITA O. BORJA	2461	ES	UNG	21,500	87.50%	18,813	1,778	20,590
1	3361	MAYOR'S DEPARTMENTAL ASSISTANT	MARIAN DOROTHY A. MENDIOLA	2693	ES	UNG	19,000	87.50%	16,625	2,236	18,861
1	3361	MAYOR'S DEPARTMENTAL ASSISTANT	MARILYN M. SAN NICOLAS	2607	ES	UNG	19,000	87.50%	16,625	1,272	17,897
1	3361	MAYOR'S DEPARTMENTAL ASSISTANT	MARJORIE M. HARJANI	3874	ES	UNG	19,000	87.50%	16,625	1,937	18,562
1	3361	MAYOR'S DEPARTMENTAL ASSISTANT	MARY ANTOINETTE E. SANTOS	2634	ES	UNG	25,000	87.50%	21,875	13,218	35,093
1	3361	MAYOR'S DEPARTMENTAL ASSISTANT	MATUA L. VILLAGOMEZ	2725	ES	UNG	19,000	87.50%	16,625	1,272	17,897
1	3361	MAYOR'S DEPARTMENTAL ASSISTANT	MEGAN WINONA C. MENDIOLA	2508	ES	UNG	30,000	87.50%	26,250	3,531	29,781
1	3361	MAYOR'S DEPARTMENTAL ASSISTANT	MICHI MAE A. VICHES	1534	ES	UNG	30,000	87.50%	26,250	5,493	31,743
1	3361	MAYOR'S DEPARTMENTAL ASSISTANT	PRISCILLA M. TORRES	2478	ES	UNG	36,000	87.50%	31,500	3,670	35,170
1	3361	MAYOR'S DEPARTMENTAL ASSISTANT	RAYMOND LUWI S. CEPEDA	3999	ES	UNG	22,000	87.50%	19,250	1,473	20,723
1	3361	MAYOR'S DEPARTMENTAL ASSISTANT	REGINA B. PANGELINAN	2722	ES	UNG	19,000	87.50%	16,625	5,721	22,346
1	3361	MAYOR'S DEPARTMENTAL ASSISTANT	RIARITA A. BORJA	2731	ES	UNG	21,000	87.50%	18,375	1,736	20,111
1	3361	MAYOR'S DEPARTMENTAL ASSISTANT	RITA C. UNTALAN	2466	ES	UNG	23,000	87.50%	20,125	2,707	22,832
1	3361	MAYOR'S DEPARTMENTAL ASSISTANT	ROSA S. LAZARO	2621	ES	UNG	25,000	87.50%	21,875	2,067	23,942
1	3361	MAYOR'S DEPARTMENTAL ASSISTANT	RUBILAINE S. CRUZ	2446	ES	UNG	19,000	87.50%	16,625	1,272	17,897
1	3361	MAYOR'S DEPARTMENTAL ASSISTANT	RYAN D. CRUZ	2442	ES	UNG	19,000	87.50%	16,625	1,272	17,897
1	3361	MAYOR'S DEPARTMENTAL ASSISTANT	SHANNA M. PINAULA	3770	ES	UNG	19,000	87.50%	16,625	1,571	18,196
1	3361	MAYOR'S DEPARTMENTAL ASSISTANT	SUSAN H. SAN NICOLAS	2433	ES	UNG	25,000	87.50%	21,875	2,067	23,942
1	3361	MAYOR'S DEPARTMENTAL ASSISTANT	SYLVIA K. BIZ	2669	ES	UNG	19,000	87.50%	16,625	1,272	17,897
1	3361	MAYOR'S DEPARTMENTAL ASSISTANT	TASI K. ALDAN	4432	ES	UNG	19,000	87.50%	16,625	1,571	18,196
1	3361	MAYOR'S DEPARTMENTAL ASSISTANT	TELISHA A. BORJA	2681	ES	UNG	25,000	87.50%	21,875	2,942	24,817
1	3361	MAYOR'S DEPARTMENTAL ASSISTANT	TERESITA M. MANGLONA	2489	ES	UNG	26,000	87.50%	22,750	3,060	25,810
1	3361	MAYOR'S DEPARTMENTAL ASSISTANT	THELMA F. ATALIG	2656	ES	UNG	19,000	87.50%	16,625	2,236	18,861
1	3361	MAYOR'S DEPARTMENTAL ASSISTANT	TRICIA C. LIZAMA	2479	ES	UNG	19,000	87.50%	16,625	2,236	18,861
1	3361	MAYOR'S DEPARTMENTAL ASSISTANT	TRIXY B. MANGLONA	2485	ES	UNG	21,000	87.50%	18,375	1,736	20,111
1	3361	MAYOR'S DEPARTMENTAL ASSISTANT	TROY B. MANGLONA	2628	ES	UNG	22,000	87.50%	19,250	2,589	21,839
1	3361	MAYOR'S DEPARTMENTAL ASSISTANT	VACANT		ES	UNG	1	87.50%	1	0	1
1	3361	MAYOR'S DEPARTMENTAL ASSISTANT	VACANT	6179	ES	UNG	1	87.50%	1	0	1
1	3361	MAYOR'S DEPARTMENTAL ASSISTANT	YOSHIKO B. CRISOSTOMO	4894	ES	UNG	20,000	87.50%	17,500	1,339	18,839
1	3361	MAYOR'S DEPARTMENTAL ASSISTANT	ZANIA M. FLEMING	2698	ES	UNG	28,000	87.50%	24,500	3,295	27,795
1	1887	MEDICAL ATTENDANT	DONYA Q. BORJA	2710	ES	UNG	28,000	87.50%	24,500	2,315	26,815
1	1887	MEDICAL ATTENDANT	JESSICA K. CABRERA	2719	ES	UNG	19,000	87.50%	16,625	1,272	17,897
1	1887	MEDICAL ATTENDANT	MARIA M. ALVAREZ	2467	ES	UNG	19,000	87.50%	16,625	4,757	21,382
1	1073	PLANNER/RESEARCHER	MARIA M. CASTRO	2458	ES	UNG	50,000	87.50%	43,750	5,884	49,634
1	9285	PLANNING & BUDGET ASSISTANT	ALICIA M. ADRIANO	2596	ES	UNG	46,000	87.50%	40,250	10,947	51,197
1	9285	PLANNING & BUDGET ASSISTANT	TASHA S. CRUZ	2448	ES	UNG	32,000	87.50%	28,000	2,646	30,646
1	9176	PLANNING & BUDGET ASSISTANT	VACANT		ES	UNG	1	87.50%	1	0	1
1	9285	PLANNING & BUDGET ASSISTANT	VACANT	4745	ES	UNG	1	87.50%	1	0	1
1	1908	PUBLIC INFORMATION ASSISTANT	JOSE M. ATALIG JR	2713	ES	UNG	25,000	87.50%	21,875	5,552	27,427
1	9361	PUBLIC LIBRARY SUPERVISOR	JULIE B. SABLAN	2609	ES	UNG	26,000	87.50%	22,750	1,740	24,490

Budget Year: 2025

Department: Second Senatorial District - Tinian & Aguigan
Division/Activity: Mayor of Tinian
Org Code: 13270100

NOP	Job Class Code	Position	Employee	Employee Number	Personnel Status Code	Pay Grade/Step	Annual Salary	Allocation Percent	Allocation Salary	Total Fringe Benefits	Total
1	9200	SENIOR POLICY ADVISOR	MATHEW C. MASGA	2657	ES	UNG	50,000	87.50%	43,750	17,035	60,785
1	9200	SENIOR POLICY ADVISOR	TRENTON B. CONNER	2638	ES	UNG	40,000	87.50%	35,000	7,562	42,562
1	9355	SPEC ASST FOR INDIG. AFFAIRS	JOSEPH T. SAN NICOLAS	2490	ES	UNG	50,000	87.50%	43,750	4,134	47,884
1	9821	SPECIAL PROJECT MANAGER	ADRIE M. CABRERA	2435	FT	UNG	31,000	87.50%	27,125	3,648	30,773
1	9289	SPECIAL PROJECT SUPERVISOR	JOSEPH F. BORJA	2613	ES	UNG	25,000	87.50%	21,875	5,552	27,427
1	9278	SPECIAL PROJECTS ASSISTANT	ANTHONY T. CABRERA	2463	ES	UNG	25,000	87.50%	21,875	2,942	24,817
1	9278	SPECIAL PROJECTS ASSISTANT	CONRAD K. MANGLONA	2602	ES	UNG	25,000	87.50%	21,875	2,942	24,817
1	9278	SPECIAL PROJECTS ASSISTANT	DEAN M. EVANGELISTA	2608	ES	UNG	21,000	87.50%	18,375	2,471	20,846
1	9278	SPECIAL PROJECTS ASSISTANT	HERMAN M. MANGLONA JR	4080	ES	UNG	22,000	87.50%	19,250	1,473	20,723
1	9278	SPECIAL PROJECTS ASSISTANT	JASON JAY N. AYUYU	2718	ES	UNG	24,100	87.50%	21,088	6,321	27,409
1	9278	SPECIAL PROJECTS ASSISTANT	MICHAEL LEE A. BORJA	2672	ES	UNG	25,000	87.50%	21,875	2,942	24,817
1	9278	SPECIAL PROJECTS ASSISTANT	PETER B. MANGLONA	2617	ES	UNG	24,000	87.50%	21,000	1,607	22,607
34		UNFUNDED POSITIONS	VACANT		ES	UNG	34	87.50%	34	0	34
135									2,182,563	398,174	2,580,736

COMMONWEALTH OF THE NORTHERN MARIANA ISLANDS

DEPARTMENT: SECOND SENATORIAL DISTRICT

DIVISION: MUNICIPAL COUNCIL TINIAN

ORG: 13710100

ORG	OBJECT	DESCRIPTION	2022 ACTUAL	2023 ACTUAL	2024 BUDGET PL 23-09	2025 DEPARTMENT SUBMISSION	2025 GOVERNOR'S PROPOSAL
13710100	61000	WAGES & SALARIES	105,308	116,584	177,172	188,000	160,125
13710100	61010	OVERTIME COMPENSATION	0	513	0	0	0
13710100	61020	HOLIDAY PAY	0	7,912	0	0	0
13710100	62000	FICA CONTRIBUTION	6,529	7,751	0	11,656	9,928
13710100	62010	MEDICARE CONTRIBUTION	1,527	1,813	0	2,726	2,322
13710100	62100	401K EMPLOYER CONTRIBUTION	1,048	1,828	0	3,120	2,730
13710100	62200	HEALTH INSURANCE PREMIUM	1,612	0	0	2,089	0
13710100	62211	PERSONNEL INSURANCE	525	335	0	3,384	347
TOTAL PERSONNEL			116,550	136,734	177,172	210,975	175,452
13710100	63000	PROFESSIONAL SERVICES	120	0	0	5,000	0
13710100	63001	OFFICIAL REPRESENTATION	4,736	2,771	0	5,000	0
13710100	63100	REPAIR AND MAINTENANCE	507	0	0	0	0
13710100	64090	COMMUNICATIONS	983	640	0	3,000	0
13710100	64720	RENTAL-OFFICES	7,700	0	0	0	0
13710100	64740	RENTAL-HEAVY EQUIPMENTS	700	0	0	\$0.00	0
13710100	64790	RENTAL-OTHERS	80	0	0	0	0
13710100	64800	TRAVEL EXPENSES	22,366	8,979	0	3,000	0
13710100	65000	OFFICE SUPPLIES	1,583	2,608	0	5,000	0
13710100	65010	OPERATIONAL SUPPLIES	1,962	2,536	0	5,000	0
13710100	65030	FUEL & LUBRICATE	5,523	4,000	0	10,000	0
13710100	65900	FREIGHT AND HANDLING	0	0	0	1,000	0
13710100	66040	MACHINERY	0	0	0	5,000	0
13710100	66070	TECHNOLOGY EQUIP	0	2,926	0	0	0
13710100	66900	NON-CAPITAL ASSETS	2,380	5,424	0	0	0

COMMONWEALTH OF THE NORTHERN MARIANA ISLANDS

DEPARTMENT: SECOND SENATORIAL DISTRICT

DIVISION: MUNICIPAL COUNCIL TINIAN

ORG: 13710100

ORG	OBJECT	DESCRIPTION	2022 ACTUAL	2023 ACTUAL	2024 BUDGET PL 23-09	2025 DEPARTMENT SUBMISSION	2025 GOVERNOR'S PROPOSAL
13710100	69000	OTHER EXPENSES	8,056	0	1,822	0	0
13710100	69110	CONTRIBUTIONS / DONATIONS	0	836	0	0	0
TOTAL OTHER EXPENSES			56,697	30,721	1,822	42,000	0
13710100	64060	UTILITIES	2,503	0	0	0	0
TOTAL PERSONNEL, OTHER EXPENSES, AND UTILITIES			175,750	167,455	178,994	252,975	175,452
13710100	69010	PUBLIC AUDITOR 1% FEE	1,145	1,822	0	0	1,755
GRAND TOTAL			176,895	169,277	178,994	252,975	177,207
NUMBER OF POSITIONS			7	7	7	7	7

Budget Year: 2025

Department: Second Senatorial District - Tinian & Aguigan

Division/Activity: Municipal Council Tinian

Org Code: 13710100

NOP	Job Class Code	Position	Employee	Employee Number	Personnel Status Code	Pay Grade/Step	Annual Salary	Allocation Percent	Allocation Salary	Total Fringe Benefits	Total
1	9075	EXECUTIVE DIRECTOR	ERIC . REYES	3543	ES	UNG	40,000	87.50%	35,000	2,678	37,678
1	0023	ADMINISTRATIVE ASSISTANT	KAIA JADE F. LAZARO	3173	ES	UNG	29,000	87.50%	25,375	2,956	28,331
1	2910	COMMUNITY WORKER	ANTONETTE V. SHAI	3926	ES	UNG	24,000	87.50%	21,000	2,447	23,447
1	2910	COMMUNITY WORKER	JOHN WYATT A. CRUZ	3642	ES	UNG	22,000	87.50%	19,250	1,473	20,723
1	2910	COMMUNITY WORKER	YOLANDA L. BARCINAS	3544	ES	UNG	22,000	87.50%	19,250	1,819	21,069
1	0913	COUNCIL CLERK	LAVINA A. REYES	2626	ES	UNG	25,000	87.50%	21,875	2,548	24,423
1	2910	COMMUNITY WORKER	VACANT		ES	UNG	21,000	87.50%	18,375	1,406	19,781
7									160,125	15,326	175,451

COMMONWEALTH OF THE NORTHERN MARIANA ISLANDS

DEPARTMENT: SECOND SENATORIAL DISTRICT
DIVISION: FINANCE AND ACCOUNTING TINIAN
ORG: 13170800

ORG	OBJECT	DESCRIPTION	2022 ACTUAL	2023 ACTUAL	2024 BUDGET PL 23-09	2025 DEPARTMENT SUBMISSION	2025 GOVERNOR'S PROPOSAL
13170800	61000	WAGES & SALARIES	54,423	70,211	90,536	94,421	61,125
13170800	61020	HOLIDAY PAY	0	1,247	0	0	0
13170800	62000	FICA CONTRIBUTION	3,187	4,618	0	6,333	3,790
13170800	62010	MEDICARE CONTRIBUTION	745	1,080	0	1,481	886
13170800	62100	401K EMPLOYER CONTRIBUTION	1,104	1,984	0	1,800	1,400
13170800	62200	HEALTH INSURANCE PREMIUM	3,303	8,758	0	7,144	7,144
13170800	62211	PERSONNEL INSURANCE	796	1,080	0	1,839	1,100
TOTAL PERSONNEL			63,558	88,979	90,536	113,018	75,445
13170800	63100	REPAIR AND MAINTENANCE	0	159	0	3,000	0
13170800	64090	COMMUNICATIONS	2,513	241	0	1,000	0
13170800	64720	RENTAL-OFFICES	10,396	7,426	0	28,800	0
13170800	64790	RENTAL-OTHERS	30	0	0	0	0
13170800	64800	TRAVEL EXPENSES	663	0	0	3,000	0
13170800	65000	OFFICE SUPPLIES	978	33	0	2,500	0
13170800	65010	OPERATIONAL SUPPLIES	1,911	48	0	2,000	0
13170800	65030	FUEL & LUBRICATE	2,299	0	0	600	0
13170800	65900	FREIGHT AND HANDLING	220	0	0	500	0
13170800	66070	TECHNOLOGY EQUIP	1,450	0	0	3,000	0
13170800	66900	NON-CAPITAL ASSETS	1,156	0	0	0	0
13170800	69000	OTHER EXPENSES	0	0	930	0	0
TOTAL OTHER EXPENSES			21,615	7,907	930	44,400	0
13170800	64060	UTILITIES	12,500	0	0	1,500	0
TOTAL PERSONNEL, OTHER EXPENSES, AND UTILITIES			97,674	96,886	91,466	158,918	75,445

COMMONWEALTH OF THE NORTHERN MARIANA ISLANDS

DEPARTMENT: SECOND SENATORIAL DISTRICT
DIVISION: FINANCE AND ACCOUNTING TINIAN
ORG: 13170800

ORG	OBJECT	DESCRIPTION	2022 ACTUAL	2023 ACTUAL	2024 BUDGET PL 23-09	2025 DEPARTMENT SUBMISSION	2025 GOVERNOR'S PROPOSAL
13170800	69010	PUBLIC AUDITOR 1% FEE	25,039	930	915	1,636	754
GRAND TOTAL			122,713	97,816	92,381	160,554	76,199
NUMBER OF POSITIONS			3	3	3	3	2

Budget Year: 2025

Department: Second Senatorial District - Tinian & Aguigan
Division/Activity: Finance and Accounting Tinian
Org Code: 13170800

NOP	Job Class Code	Position	Employee	Employee Number	Personnel Status Code	Pay Grade/Step	Annual Salary	Allocation Percent	Allocation Salary	Total Fringe Benefits	Total
1	9100	RESIDENT DEPARTMENT HEAD	MILISSA A. MENDIOLA	1665	AP	UNG	40,000	87.50%	35,000	11,851	46,851
1	1002	ACCOUNTANT II	MANUELA E. MENDIOLA	1744	FT	PL12/4	29,857	87.50%	26,125	2,469	28,594
2									61,125	14,320	75,445

COMMONWEALTH OF THE NORTHERN MARIANA ISLANDS

DEPARTMENT: SECOND SENATORIAL DISTRICT
DIVISION: REVENUE AND TAXATION TINIAN
ORG: 13170500

ORG	OBJECT	DESCRIPTION	2022 ACTUAL	2023 ACTUAL	2024 BUDGET PL 23-09	2025 DEPARTMENT SUBMISSION	2025 GOVERNOR'S PROPOSAL
13170500	61000	WAGES & SALARIES	62,326	66,133	98,493	102,845	72,306
13170500	61010	OVERTIME COMPENSATION	0	0	0	5,000	0
13170500	61020	HOLIDAY PAY	0	1,241	0	0	0
13170500	62000	FICA CONTRIBUTION	3,864	4,177	0	6,695	4,483
13170500	62010	MEDICARE CONTRIBUTION	904	977	0	1,566	1,048
13170500	62100	401K EMPLOYER CONTRIBUTION	0	0	0		1,210
13170500	62200	HEALTH INSURANCE PREMIUM	7,410	11,891	0	7,144	7,144
13170500	62211	PERSONNEL INSURANCE	443	509	0	1,944	544
TOTAL PERSONNEL			74,946	84,928	98,493	125,194	86,735
13170500	63100	REPAIR AND MAINTENANCE	0	0	0	1,500	0
13170500	64090	COMMUNICATIONS	2,323	0	0	3,000	0
13170500	64100	PRINTING AND PHOTOCOPYING	0	1,875	0	0	0
13170500	64720	RENTAL-OFFICES	0	4,800	0	0	0
13170500	64790	RENTAL-OTHERS	80	0	0	0	0
13170500	64800	TRAVEL EXPENSES	2,066	1,105	0	5,000	0
13170500	65000	OFFICE SUPPLIES	251	436	0	\$2,000.00	0
13170500	65010	OPERATIONAL SUPPLIES	2,769	6,684	0	2,000	0
13170500	65030	FUEL & LUBRICATE	500	2,764	0	1,500	0
13170500	65900	FREIGHT AND HANDLING	95	0	0	500	0
13170500	66070	TECHNOLOGY EQUIP	3,746	0	0	3,000	0
13170500	66900	NON-CAPITAL ASSETS	550	999	0	0	0
13170500	69000	OTHER EXPENSES	0	7,404	1,013	0	0
TOTAL OTHER EXPENSES			12,380	26,068	1,013	18,500	0

COMMONWEALTH OF THE NORTHERN MARIANA ISLANDS

DEPARTMENT: SECOND SENATORIAL DISTRICT
DIVISION: REVENUE AND TAXATION TINIAN
ORG: 13170500

ORG	OBJECT	DESCRIPTION	2022 ACTUAL	2023 ACTUAL	2024 BUDGET PL 23-09	2025 DEPARTMENT SUBMISSION	2025 GOVERNOR'S PROPOSAL
13170500	64060	UTILITIES	1,000	0	0	2,500	0
TOTAL PERSONNEL, OTHER EXPENSES, AND UTILITIES			88,326	110,995	99,506	146,194	86,735
13170500	69010	PUBLIC AUDITOR 1% FEE	3,593	1,646	0	0	867
GRAND TOTAL			91,919	112,641	99,506	146,194	87,602
NUMBER OF POSITIONS			4	5	5	4	3

Budget Year: 2025

Department: Second Senatorial District - Tinian & Aguigan
Division/Activity: Revenue & Taxation
Org Code: 13170500

NOP	Job Class Code	Position	Employee	Employee Number	Personnel Status Code	Pay Grade/Step	Annual Salary	Allocation Percent	Allocation Salary	Total Fringe Benefits	Total
1	1587	REVENUE OFFICER II	ADMANITA P. LIZAMA	1548	FT	PL13/6	34,564	87.50%	30,243	11,211	41,455
1	0272	REVNUE ENFRCEMNT TECHNCIAN III	LAILA PAT S. MACARANAS	1656	FT	PL07/3	22,280	87.50%	19,495	1,491	20,986
1	1586	REVENUE OFFICER I	ISIDRO K. CABRERA	1659	FT	PL11/2	25,792	87.50%	22,568	1,726	24,294
3									72,306	14,429	86,735

COMMONWEALTH OF THE NORTHERN MARIANA ISLANDS

DEPARTMENT: SECOND SENATORIAL DISTRICT
DIVISION: PROCUREMENT AND SUPPLY TINIAN
ORG: 13170400

ORG	OBJECT	DESCRIPTION	2022 ACTUAL	2023 ACTUAL	2024 BUDGET PL 23-09	2025 DEPARTMENT SUBMISSION	2025 GOVERNOR'S PROPOSAL
13170400	61000	WAGES & SALARIES	11,870	22,838	42,256	48,301	22,568
13170400	61020	HOLIDAY PAY	0	424	0	0	0
13170400	62000	FICA CONTRIBUTION	736	1,442	0	2,995	1,399
13170400	62010	MEDICARE CONTRIBUTION	172	337	0	700	327
13170400	62100	401K EMPLOYER CONTRIBUTION	187	0	0	0	0
13170400	62211	PERSONNEL INSURANCE	7	398	0	869	0
TOTAL PERSONNEL			12,972	25,439	42,256	52,865	24,294
13170400	63100	REPAIR AND MAINTENANCE	193	1,000	0	500	0
13170400	64040	LICENSES AND FEES	0	120	0	0	0
13170400	64090	COMMUNICATIONS	1,705	657	0	700	0
13170400	64790	RENTAL-OTHERS	30	0	0	0	0
13170400	64800	TRAVEL EXPENSES	0	0	0	2,000	0
13170400	65000	OFFICE SUPPLIES	262	690	0	1,500	0
13170400	65010	OPERATIONAL SUPPLIES	2,382	1,229	0	1,500	0
13170400	65030	FUEL & LUBRICATE	1,500	0	0	500	0
13170400	65900	FREIGHT AND HANDLING	920	0	0	500	0
13170400	66070	TECHNOLOGY EQUIP	2,496	0	0	2,500	0
13170400	69000	OTHER EXPENSES	0	215	435	0	0
TOTAL OTHER EXPENSES			9,488	3,911	435	9,700	0
13170400	64060	UTILITIES	0	0	0	0	0
TOTAL PERSONNEL, OTHER EXPENSES, AND UTILITIES			22,460	29,351	42,691	62,565	24,294
13170400	69010	PUBLIC AUDITOR 1% FEE	1,166	397	0	626	243
GRAND TOTAL			23,626	29,748	42,691	63,191	24,537
NUMBER OF POSITIONS			2	2	2	2	1

Budget Year: 2025

Department: Second Senatorial District - Tinian & Aguigan
Division/Activity: Procurement Services
Org Code: 13170400

NOP	Job Class Code	Position	Employee	Employee Number	Personnel Status Code	Pay Grade/Step	Annual Salary	Allocation Percent	Allocation Salary	Total Fringe Benefits	Total
1	1639	SUPPLY SPECIALIST I	NIKKI C. CEPEDA	5395	FT	PL09/4	25,792	87.50%	22,568	1,726	24,294
1									22,568	1,726	24,294

COMMONWEALTH OF THE NORTHERN MARIANA ISLANDS

DEPARTMENT: SECOND SENATORIAL DISTRICT

DIVISION: CUSTOMS SERVICE TINIAN

ORG: 13170900

ORG	OBJECT	DESCRIPTION	2022	2023	2024	2025	2025
			ACTUAL	ACTUAL	BUDGET PL 23-09	DEPARTMENT SUBMISSION	GOVERNOR'S PROPOSAL
13170900	61000	WAGES & SALARIES	218,154	279,870	333,828	312,826	273,723
13170900	61010	OVERTIME COMPENSATION	20	4,464	0	10,000	0
13170900	61020	HOLIDAY PAY	0	3,668	0	10,000	0
13170900	62000	FICA CONTRIBUTION	13,525	17,856	0	21,921	16,971
13170900	62010	MEDICARE CONTRIBUTION	3,163	4,176	0	5,127	3,969
13170900	62100	401K EMPLOYER CONTRIBUTION	4,246	5,465	0	7,795	5,760
13170900	62200	HEALTH INSURANCE PREMIUM	25,225	34,326	0	29,526	28,750
13170900	62211	PERSONNEL INSURANCE	2,664	3,547	0	6,364	4,259
TOTAL PERSONNEL			266,997	353,371	333,828	403,559	333,432
13170900	63100	REPAIR AND MAINTENANCE	6,488	0	0	3,000	0
13170900	63200	PERSONNEL TRAINING COSTS	0	0	0	10,000	0
13170900	63300	CLEANING SERVICES	70	0	0	0	0
13170900	64040	LICENSES AND FEES	0	60	0	0	0
13170900	64090	COMMUNICATIONS	0	0	0	4,500	0
13170900	64800	TRAVEL EXPENSES	2,560	0	0	10,000	0
13170900	65000	OFFICE SUPPLIES	85	323	0	3,000	0
13170900	65010	OPERATIONAL SUPPLIES	1,915	256	0	3,000	0
13170900	65030	FUEL & LUBRICATE	2,499	0	0	6,000	0
13170900	65040	FURNITURE & FIXTURES	960	0	0	0	0
13170900	65900	FREIGHT AND HANDLING	131	177	0	1,000	0
13170900	66070	TECHNOLOGY EQUIP	1,396	0	0	5,000	0
13170900	66900	NON-CAPITAL ASSETS	371	0	0	0	0
13170900	69000	OTHER EXPENSES	0	0	3,424	0	0
TOTAL OTHER EXPENSES			16,475	816	3,424	45,500	0

COMMONWEALTH OF THE NORTHERN MARIANA ISLANDS

DEPARTMENT: SECOND SENATORIAL DISTRICT
DIVISION: CUSTOMS SERVICE TINIAN
ORG: 13170900

ORG	OBJECT	DESCRIPTION	2022 ACTUAL	2023 ACTUAL	2024 BUDGET PL 23-09	2025 DEPARTMENT SUBMISSION	2025 GOVERNOR'S PROPOSAL
13170900	64060	UTILITIES	500	0	0	5,000	0
TOTAL PERSONNEL, OTHER EXPENSES, AND UTILITIES			283,972	354,186	337,252	454,059	333,432
13170900	69010	PUBLIC AUDITOR 1% FEE	2,802	2,915	3,373	4,948	3,334
GRAND TOTAL			286,774	357,101	340,625	459,007	336,766
NUMBER OF POSITIONS			11	11	11	11	11

Budget Year: 2025

Department: Second Senatorial District - Tinian & Aguigan

Division/Activity: Customs Service - Tinian

Org Code: 13170900

NOP	Job Class Code	Position	Employee	Employee Number	Personnel Status Code	Pay Grade/Step	Annual Salary	Allocation Percent	Allocation Salary	Total Fringe Benefits	Total
1	4035	AGRIC QUARANTINE OFFICER I	RICHARD S. LAZARO	1664	FT	PL11/9	36,292	87.50%	31,755	15,422	47,177
1	4035	AGRIC QUARANTINE OFFICER I	ROBERT JOHN S. REYES	1707	FT	PL11/9	36,292	87.50%	31,755	7,756	39,511
1	4015	AGRIC. QUARANTINE INSP TRAINEE	JOSE JUSTO S. REYES	1754	FT	PL05/4	21,219	87.50%	18,567	1,420	19,987
1	4026	AGRIC. QUARANTINE INSPCTOR III	RICHARD D. FARRELL	1271	FT	PL08/6	27,082	87.50%	23,696	2,239	25,936
1	4025	AGRIC. QUARANTINE INSPECTOR II	SYLVESTRE A. PALACIOS	1729	FT	PL06/4	22,280	87.50%	19,495	2,622	22,117
1	0101	CUSTOMS INSPECTOR I	EDGAR JUNELLE L. TAGUDAR	2520	FT	PL08/1	21,219	87.50%	18,567	5,240	23,806
1	0101	CUSTOMS INSPECTOR I	KENNETH B. UNTALAN	1633	FT	PL08/1	21,219	87.50%	18,567	1,755	20,321
1	0101	CUSTOMS INSPECTOR I	ROLLY JOSE B. BUGARIN	1749	FT	PL08/1	21,219	87.50%	18,567	4,905	23,472
1	0101	CUSTOMS INSPECTOR I	VINCENT U. REYES JR	1593	FT	PL08/3	23,394	87.50%	20,470	2,753	23,223
1	1160	CUSTOMS OFFICER I (W-4)	ROSITA K. ALDAN	1705	FT	PL15/5	36,292	87.50%	31,755	3,001	34,756
1	1162	CUSTOMS OFFICER III (CSTM LT.)	BENEDICTO G. DECENA	1722	FT	PL18/7	46,319	87.50%	40,529	12,595	53,124
11									273,723	59,708	333,431

COMMONWEALTH OF THE NORTHERN MARIANA ISLANDS

DEPARTMENT: SECOND SENATORIAL DISTRICT
DIVISION: HISTORIC PRESERVATION TINIAN
ORG: 13120600

ORG	OBJECT	DESCRIPTION	2022 ACTUAL	2023 ACTUAL	2024	2025	2025
					BUDGET PL 23-09	DEPARTMENT SUBMISSION	GOVERNOR'S PROPOSAL
13120600	61000	WAGES & SALARIES	47,439	45,653	69,673	76,388	47,618
13120600	61020	HOLIDAY PAY	0	115	0	0	0
13120600	62000	FICA CONTRIBUTION	2,941	2,838	0	4,736	2,952
13120600	62010	MEDICARE CONTRIBUTION	688	664	0	1,108	690
13120600	62100	401K EMPLOYER CONTRIBUTION	831	961	0	2,024	1,045
13120600	62200	HEALTH INSURANCE PREMIUM	0	1,153	0	3,485	0
13120600	62211	PERSONNEL INSURANCE	69	35	0	1,375	0
TOTAL PERSONNEL			51,968	51,418	69,673	89,116	52,306
13120600	63100	REPAIR AND MAINTENANCE	130	0	0	1,000	0
13120600	64090	COMMUNICATIONS	0	252	0	0	0
13120600	65000	OFFICE SUPPLIES	1,077	0	0	2,000	0
13120600	65010	OPERATIONAL SUPPLIES	3,603	103	0	3,000	0
13120600	65030	FUEL & LUBRICATE	500	0	0	1,800	0
13120600	65900	FREIGHT AND HANDLING	60	0	0	\$0.00	0
13120600	66070	TECHNOLOGY EQUIP	1,580	0	0	0	0
13120600	69000	OTHER EXPENSES	0	0	717	0	0
TOTAL OTHER EXPENSES			6,950	355	717	7,800	0
13120600	64060	UTILITIES	0	6,735	0	3,000	0
TOTAL PERSONNEL, OTHER EXPENSES, AND UTILITIES			58,918	58,508	70,390	99,916	52,306
13120600	69010	PUBLIC AUDITOR 1% FEE	1,004	680	0	999	523
GRAND TOTAL			59,922	59,188	70,390	100,915	52,829
NUMBER OF POSITIONS			3	3	3	3	2

Budget Year: 2025

Department: Second Senatorial District - Tinian & Aguigan
Division/Activity: Historic Preservation Office
Org Code: 13120600

NOP	Job Class Code	Position	Employee	Employee Number	Personnel Status Code	Pay Grade/Step	Annual Salary	Allocation Percent	Allocation Salary	Total Fringe Benefits	Total
1	2160	HISTORIC PRESERVATION TECH. II	MICHAEL H. LIZAMA	1077	FT	PL05/7	24,564	87.50%	21,493	1,644	23,137
1	2146	HISTORIC PRESERVATION COORDINATOR	GILBERT M. BORJA	1183	FT	PL12/4	29,857	87.50%	26,125	3,044	29,169
2									47,618	4,688	52,306

COMMONWEALTH OF THE NORTHERN MARIANA ISLANDS

DEPARTMENT: SECOND SENATORIAL DISTRICT
DIVISION: OFFICE OF AGING TINIAN
ORG: 13120700

ORG	OBJECT	DESCRIPTION	2022	2023	2024	2025	2025
			ACTUAL	ACTUAL	BUDGET PL 23-09	DEPARTMENT SUBMISSION	GOVERNOR'S PROPOSAL
13120700	61000	WAGES & SALARIES	48,402	48,220	88,543	97,077	64,057
13120700	61020	HOLIDAY PAY	0	74	0	0	0
13120700	62000	FICA CONTRIBUTION	3,001	2,994	0	6,019	3,972
13120700	62010	MEDICARE CONTRIBUTION	702	700	0	1,408	929
13120700	62100	401K EMPLOYER CONTRIBUTION	1,772	1,906	0	3,883	2,562
13120700	62200	HEALTH INSURANCE PREMIUM	1,440	0	0	6,970	3,485
13120700	62211	PERSONNEL INSURANCE	410	435	0	1,747	1,236
TOTAL PERSONNEL			55,727	54,330	88,543	117,104	76,241
13120700	63100	REPAIR AND MAINTENANCE	820	0	0	3,000	0
13120700	64080	DUES AND SUBSCRIPTIONS	0	0	0	900	0
13120700	64090	COMMUNICATIONS	0	73	0	0	0
13120700	64790	RENTAL-OTHERS	180	0	0	0	0
13120700	65000	OFFICE SUPPLIES	0	240	0	1,000	0
13120700	65010	OPERATIONAL SUPPLIES	516	118	0	3,500	0
13120700	65900	FREIGHT AND HANDLING	398	0	0	2,500	0
13120700	66040	MACHINERY	0	0	0	2,000	0
13120700	69000	OTHER EXPENSES	0	0	911	0	0
TOTAL OTHER EXPENSES			1,914	431	911	12,900	0
13120700	64060	UTILITIES	1,366	8,151	0	28,239	0
TOTAL PERSONNEL, OTHER EXPENSES, AND UTILITIES			59,007	62,912	89,454	158,243	76,241
13120700	69010	PUBLIC AUDITOR 1% FEE	2,549	823	895	1,582	762
GRAND TOTAL			61,556	63,735	90,349	159,825	77,003
NUMBER OF POSITIONS			4	4	4	4	3

Budget Year: 2025

Department: Second Senatorial District - Tinian & Aguigan
Division/Activity: Office of Aging
Org Code: 13120700

NOP	Job Class Code	Position	Employee	Employee Number	Personnel Status Code	Pay Grade/Step	Annual Salary	Allocation Percent	Allocation Salary	Total Fringe Benefits	Total
1	7001	COOK I	CHONA M. BORJA	1085	FT	PL01/7	20,209	87.50%	17,683	6,394	24,076
1	1016	ADMINISTRATIVE OFFICER II	ANA MARIE C. SAN NICOLAS	1157	FT	PL13/2	28,436	87.50%	24,881	2,899	27,780
1	7003	COOK III	MERCY O. AYUYU	1220	FT	PL05/7	24,564	87.50%	21,493	2,891	24,384
3									64,057	12,183	76,240

COMMONWEALTH OF THE NORTHERN MARIANA ISLANDS

DEPARTMENT: SECOND SENATORIAL DISTRICT
DIVISION: SPORTS AND RECREATION TINIAN
ORG: 13120400

ORG	OBJECT	DESCRIPTION	2022 ACTUAL	2023 ACTUAL	2024 BUDGET PL 23-09	2025 DEPARTMENT SUBMISSION	2025 GOVERNOR'S PROPOSAL
13120400	61000	WAGES & SALARIES	70,710	99,267	139,785	153,701	125,584
13120400	61010	OVERTIME COMPENSATION	0	86	0	0	0
13120400	61020	HOLIDAY PAY	0	287	0	0	0
13120400	61200	BOARD & OTHER COMPENSATION	6,641	0	0	0	0
13120400	62000	FICA CONTRIBUTION	4,812	6,206	0	9,529	7,786
13120400	62010	MEDICARE CONTRIBUTION	1,113	1,452	0	2,229	1,821
13120400	62100	401K EMPLOYER CONTRIBUTION	1,876	3,064	0	4,894	3,978
13120400	62200	HEALTH INSURANCE PREMIUM	15,205	19,916	0	18,120	18,121
13120400	62211	PERSONNEL INSURANCE	752	907	0	276	1,244
TOTAL PERSONNEL			101,111	131,183	139,785	188,749	158,534
13120400	63100	REPAIR AND MAINTENANCE	435	0	0	2,500	0
13120400	64090	COMMUNICATIONS	5,555	1,647	0	8,400	0
13120400	65000	OFFICE SUPPLIES	168	444	0	3,000	0
13120400	65010	OPERATIONAL SUPPLIES	3,033	385	0	4,500	0
13120400	65030	FUEL & LUBRICATE	1,000	1,000	0	3,600	0
13120400	65040	FURNITURE & FIXTURES	270	0	0	0	0
13120400	65900	FREIGHT AND HANDLING	162	0	0	500	0
13120400	66040	MACHINERY	0	840	0	0	0
13120400	69000	OTHER EXPENSES	0	0	1,437	0	0
TOTAL OTHER EXPENSES			10,622	4,316	1,437	22,500	0
13120400	64060	UTILITIES	0	5,580	0	98,246	0
TOTAL PERSONNEL, OTHER EXPENSES, AND UTILITIES			111,733	141,080	141,222	309,495	158,534
13120400	69010	PUBLIC AUDITOR 1% FEE	1,136	1,366	0	3,120	1,585
GRAND TOTAL			112,869	142,446	141,222	312,615	160,119
NUMBER OF POSITIONS			5	5	5	5	5

GENERAL FUND

Budget Year: 2025

Department: Second Senatorial District - Tinian & Aguigan
Division/Activity: Sports & Recreation
Org Code: 13120400

NOP	Job Class Code	Position	Employee	Employee Number	Personnel Status Code	Pay Grade/Step	Annual Salary	Allocation Percent	Allocation Salary	Total Fringe Benefits	Total
1	9100	RESIDENT DEPARTMENT HEAD	BONNIE S. BORJA	1229	AP	UNG	40,000	87.50%	35,000	15,228	50,228
1	1015	ADMINISTRATIVE OFFICER I	ROCHELLE C. REYES	3250	FT	PL11/1	24,564	87.50%	21,493	5,989	27,482
1	1016	ADMINISTRATIVE OFFICER II	LUCIA . BORJA	1158	FT	PL13/3	29,857	87.50%	26,125	6,999	33,124
1	8135	GENERAL MAINTENANCE	TERENCE M. AQUININGOC	3650	FT	UNG	19,246	87.50%	16,841	2,265	19,106
1	2217	SPORTS DEVELOPMENT COORDINATOR II	FRANCISCO M. DELA CRUZ JR	1118	FT	PL11/5	29,857	87.50%	26,125	2,469	28,594
5									125,584	32,950	158,534

COMMONWEALTH OF THE NORTHERN MARIANA ISLANDS

DEPARTMENT: SECOND SENATORIAL DISTRICT
DIVISION: LABOR TINIAN
ORG: 13180100

ORG	OBJECT	DESCRIPTION	2022 ACTUAL	2023 ACTUAL	2024 BUDGET PL 23-09	2025 DEPARTMENT SUBMISSION	2025 GOVERNOR'S PROPOSAL
13180100	61000	WAGES & SALARIES	115,868	168,755	245,051	260,188	203,944
13180100	61020	HOLIDAY PAY	0	6,259	0	0	0
13180100	62000	FICA CONTRIBUTION	7,184	10,851	0	16,132	12,644
13180100	62010	MEDICARE CONTRIBUTION	1,680	2,538	0	3,772	2,957
13180100	62200	HEALTH INSURANCE PREMIUM	24,609	34,594	0	17,598	21,084
13180100	62211	PERSONNEL INSURANCE	1,601	2,622	0	3,963	3,071
TOTAL PERSONNEL			150,941	225,619	245,051	301,653	243,700
13180100	63100	REPAIR AND MAINTENANCE	590	0	0	0	0
13180100	64090	COMMUNICATIONS	1,441	152	0	2,000	0
13180100	64100	PRINTING AND PHOTOCOPYING	495	0	0	0	0
13180100	64110	ADVERTISING	105	105	0	0	0
13180100	64720	RENTAL-OFFICES	6,050	29,100	0	12,000	0
13180100	65000	OFFICE SUPPLIES	1,975	78	0	3,000	0
13180100	65010	OPERATIONAL SUPPLIES	5,135	55	0	2,000	0
13180100	65030	FUEL & LUBRICATE	3,494	0	0	1,000	0
13180100	65900	FREIGHT AND HANDLING	171	443	0	0	0
13180100	66070	TECHNOLOGY EQUIP	3,714	0	0	0	0
13180100	69000	OTHER EXPENSES	308	0	2,517	0	0
TOTAL OTHER EXPENSES			23,478	29,933	2,517	20,000	0
13180100	64060	UTILITIES	0	0	0	4,500	0
TOTAL PERSONNEL, OTHER EXPENSES, AND UTILITIES			174,420	255,552	247,568	326,153	243,700
13180100	69010	PUBLIC AUDITOR 1% FEE	900	2,890	0	2,000	2,437
GRAND TOTAL			175,320	258,442	247,568	328,153	246,137
NUMBER OF POSITIONS			7	9	9	8	9

GENERAL FUND

Budget Year: 2025

Department: Second Senatorial District - Tinian & Aguigan

Division/Activity: Labor Tinian

Org Code: 13180100

NOP	Job Class Code	Position	Employee	Employee Number	Personnel Status Code	Pay Grade/Step	Annual Salary	Allocation Percent	Allocation Salary	Total Fringe Benefits	Total
1	9100	RESIDENT DEPARTMENT HEAD	JAY-JESS . SAN NICOLAS	3487	AP	UNG	40,000	87.50%	35,000	6,793	41,793
1	1290	JOB PLACEMENT ASSISTANT	JEANETTE H. BORJA	2385	FT	PL09/8	31,350	87.50%	27,431	2,592	30,024
1	1291	JOB PLACEMENT OFFICER	SABINA G. SAN NICOLAS	2386	FT	PL13/8	38,106	87.50%	33,343	6,636	39,979
1	1176	ASST. RESIDENT DEPARTMENT HEAD	ANTHONY M. BARCINAS	2407	FT	PL13/8	38,106	87.50%	33,343	6,036	39,379
1	1329	LABOR LAW ENFORCEMENT SPICALST III	RAMONA CASANDRA P. CABRERA-VICH	2416	FT	PL14/3	31,350	87.50%	27,431	6,077	33,509
1	1015	ADMINISTRATIVE OFFICER I	MARIE EMY K. REYES	2423	FT	PL11/3	27,082	87.50%	23,696	9,383	33,079
1	1327	LABOR LAW ENFORCEMENT SPECIALIST I	PATRICK JAKE C. KING	3818	PB	PL10/4	27,082	87.50%	23,696	2,239	25,936
1	0209	LABOR LAW ENFORCEMENT TRAINEE	VACANT		FT		1	87.50%	1	0	1
1		LABOR LAW ENFORCEMENT I	VACANT		FT		1	87.50%	1	0	1
9									203,944	39,756	243,700

COMMONWEALTH OF THE NORTHERN MARIANA ISLANDS

DEPARTMENT: SECOND SENATORIAL DISTRICT
DIVISION: ECONOMIC DEVELOPMENT TINIAN
ORG: 13160300

ORG	OBJECT	DESCRIPTION	2022	2023	2024	2025	2025
			ACTUAL	ACTUAL	BUDGET PL 23-09	DEPARTMENT SUBMISSION	GOVERNOR'S PROPOSAL
13160300	61000	WAGES & SALARIES	76,528	89,612	190,424	143,121	120,857
13160300	61020	HOLIDAY PAY	0	1,835	0	8,874	0
13160300	62000	FICA CONTRIBUTION	4,761	5,768	0	2,075	7,493
13160300	62010	MEDICARE CONTRIBUTION	1,110	1,345	0	1,624	1,752
13160300	62100	401K EMPLOYER CONTRIBUTION	2,235	2,652	0	0	3,413
13160300	62101	RETIREMENT CONTRIBUTIONS	0	0	0	16,826	0
13160300	62200	HEALTH INSURANCE PREMIUM	0	0	0	21,779	0
13160300	62211	PERSONNEL INSURANCE	805	1,403	0	3,018	1,536
TOTAL PERSONNEL			85,438	102,615	190,424	197,317	135,051
13160300	63200	PERSONNEL TRAINING COSTS	0	0	0	2,000	0
13160300	64090	COMMUNICATIONS	1,200	0	0	7,800	0
13160300	64720	RENTAL-OFFICES	14,300	6,500	0	15,600	0
13160300	65000	OFFICE SUPPLIES	0	0	0	1,000	0
13160300	65030	FUEL & LUBRICATE	1,000	0	0	3,000	0
13160300	65900	FREIGHT AND HANDLING	0	475	0	0	0
13160300	69000	OTHER EXPENSES	0	0	1,955	1,289	0
TOTAL OTHER EXPENSES			16,500	6,975	1,955	30,689	0
13160300	64060	UTILITIES	2,000	0	0	6,600	0
TOTAL PERSONNEL, OTHER EXPENSES, AND UTILITIES			103,938	109,590	192,379	234,606	135,051
13160300	69010	PUBLIC AUDITOR 1% FEE	2,831	1,377	0	2,635	1,351
GRAND TOTAL			106,769	110,967	192,379	237,241	136,402
NUMBER OF POSITIONS			7	7	7	6	6

GENERAL FUND

Budget Year: 2025

Department: Second Senatorial District - Tinian & Aguigan

Division/Activity: Economic Development Tinian

Org Code: 13160300

NOP	Job Class Code	Position	Employee	Employee Number	Personnel Status Code	Pay Grade/Step	Annual Salary	Allocation Percent	Allocation Salary	Total Fringe Benefits	Total
1	9100	RESIDENT DEPARTMENT HEAD	MARY SUSAN M. PEREZ	3497	AP	UNG	40,000	87.50%	35,000	4,708	39,708
1	1229	COMMRCE ENF CMPLIANCE TRAINEE	VILMA S. SAN NICOLAS	3503	FT	PL04/2	18,330	87.50%	16,039	1,227	17,266
1	0278	STATISTICAL TECHNICIAN	VICENTA P. SAN NICOLAS	3506	FT	PL04/6	22,280	87.50%	19,495	1,491	20,986
1	6005	ABTC LAWENFRCEMENT OFFICER III	ESTEVEN S. KING JR	3516	FT	PL12/8	36,292	87.50%	31,755	4,271	36,026
1	6003	ABTC LAW ENFRCEMENT OFFICER I	LAWRENN A. MENDIOLA	4415	FT	PL08/1	21,219	87.50%	18,567	2,497	21,064
1	6003	ABTC LAW ENFRCEMENT OFFICER I	VACANT		FT		1	87.50%	1	0	1
6									120,857	14,194	135,051

COMMONWEALTH OF THE NORTHERN MARIANA ISLANDS

DEPARTMENT: SECOND SENATORIAL DISTRICT

DIVISION: POLICE TINIAN

ORG: 13150500

ORG	OBJECT	DESCRIPTION	2022 ACTUAL	2023 ACTUAL	2024 BUDGET PL 23-09	2025 DEPARTMENT SUBMISSION	2025 GOVERNOR'S PROPOSAL
13150500	61000	WAGES & SALARIES	849,496	754,728	83,429	1,050,412	667,990
13150500	61010	OVERTIME COMPENSATION	1,348	5,430	0	0	0
13150500	61020	HOLIDAY PAY	90	873	0	0	0
13150500	61200	BOARD & OTHER COMPENSATION	616	0	0	0	0
13150500	62000	FICA CONTRIBUTION	52,796	47,184	0	65,126	41,415
13150500	62010	MEDICARE CONTRIBUTION	12,347	11,035	0	15,231	9,686
13150500	62100	401K EMPLOYER CONTRIBUTION	15,238	10,836	0	88,665	7,390
13150500	62101	RETIREMENT CONTRIBUTIONS	5,954	13,739	0	16,826	10,500
13150500	62200	HEALTH INSURANCE PREMIUM	111,062	107,748	0	90,951	87,467
13150500	62211	PERSONNEL INSURANCE	9,042	9,214	0	18,907	9,656
TOTAL PERSONNEL			1,057,990	960,786	83,429	1,346,118	834,104
13150500	63100	REPAIR AND MAINTENANCE	1,443	0	0	50,000	0
13150500	63200	PERSONNEL TRAINING COSTS		0	0	25,000	0
13150500	64090	COMMUNICATIONS	13,627	0	0	55,000	0
13150500	64100	PRINTING AND PHOTOCOPYING	1,640	0	0	15,000	0
13150500	64800	TRAVEL EXPENSES	870	0	0	5,000	0
13150500	65000	OFFICE SUPPLIES	2,595	0	0	5,000	0
13150500	65010	OPERATIONAL SUPPLIES	5,695	13	0	20,000	0
13150500	65030	FUEL & LUBRICATE	33,542	0	0	100,000	0
13150500	65900	FREIGHT AND HANDLING	0	0	0	3,000	0
13150500	66040	MACHINERY, TOOLS & EQUIP	0	0	0	10,000	0
13150500	66060	VEHICLES	0	0	0	150,000	0
13150500	66070	TECHNOLOGY EQUIP	0	0	0	10,000	0
13150500	69000	OTHER EXPENSES	0	0	8,561	0	0

COMMONWEALTH OF THE NORTHERN MARIANA ISLANDS

DEPARTMENT: SECOND SENATORIAL DISTRICT

DIVISION: POLICE TINIAN

ORG: 13150500

ORG	OBJECT	DESCRIPTION	2022 ACTUAL	2023 ACTUAL	2024 BUDGET PL 23-09	2025 DEPARTMENT SUBMISSION	2025 GOVERNOR'S PROPOSAL
TOTAL OTHER EXPENSES			59,412	13	8,561	448,000	0
13150500	64060	UTILITIES	5,000	0	0	90,000	0
TOTAL PERSONNEL, OTHER EXPENSES, AND UTILITIES			1,122,402	960,799	91,990	1,884,118	834,104
13150500	69010	PUBLIC AUDITOR 1% FEE	655	11,603	0	19,367	8,341
GRAND TOTAL			1,123,057	972,402	91,990	1,903,485	842,445
NUMBER OF POSITIONS			38	39	39	33	39

Budget Year: 2025

Department: Second Senatorial District - Tinian & Aguigan

Division/Activity: Police Tinian

Org Code: 13150500

NOP	Job Class Code	Position	Employee	Employee Number	Personnel Status Code	Pay Grade/Step	Annual Salary	Allocation Percent	Allocation Salary	Total Fringe Benefits	Total
1	9100	RESIDENT DEPARTMENT HEAD	EUGENIO L. VILLAGOMEZ	4696	AP	UNG	40,000	87.50%	35,000	16,663	51,663
1	1022	ADMINISTRATIVE SPECIALIST II	JOAN R. CABRERA	3229	FT	PL09/5	27,082	87.50%	23,696	5,724	29,421
1	1022	ADMINISTRATIVE SPECIALIST II	ROSITA C. PALACIOS	3232	FT	PL09/10	34,564	87.50%	30,243	2,858	33,101
1	1014	MANAGER, ADMINSTRTRIVE SERVICES	AGNES M. BORJA	3228	FT	PL18/9	51,066	87.50%	44,683	4,223	48,905
1	6137	POLICE OFFICER I	ESTEVEN K. SABLAN	3239	FT	PL10/4	29,113	87.50%	25,474	6,911	32,385
1	6137	POLICE OFFICER I	EUNEEN E. MENDIOLA	3233	FT	PL08/2	23,951	87.50%	20,957	1,603	22,560
1	6137	POLICE OFFICER I	MARK L. MAPESO	3236	FT	PL10/4	29,113	87.50%	25,474	3,426	28,900
1	6137	POLICE OFFICER I	PETER JAY C. CEPEDA	3231	FT	PL10/4	29,113	87.50%	25,474	6,911	32,385
1	6137	POLICE OFFICER I	TARA ANN S. CEPEDA	3255	FT	PL08/3	25,149	87.50%	22,005	2,079	24,084
1	6137	POLICE OFFICER I	VICTORIA K. SANCHEZ	3227	FT	PL08/3	25,149	87.50%	22,005	1,683	23,688
1	6138	POLICE OFFICER II	JOEL DELOS S. IGNACIO	1888	FT	PL10/2	26,406	87.50%	23,105	5,668	28,774
1	6138	POLICE OFFICER II	MICHAEL L. BARCINAS	3253	FT	PL12/3	30,568	87.50%	26,747	3,598	30,345
1	6138	POLICE OFFICER II	ROLAND B. SAN NICOLAS	3244	FT	PL12/3	30,568	87.50%	26,747	2,528	29,275
1	6139	POLICE OFFICER III	JANEL B. ALDAN	3248	FT	PL12/3	30,568	87.50%	26,747	3,598	30,345
1	6139	POLICE OFFICER III	KERRY M. BORJA	3254	FT	PL12/3	30,568	87.50%	26,747	13,678	40,426
1	6139	POLICE OFFICER III	LAURA C. PALACIOS	3247	FT	PL12/3	30,568	87.50%	26,747	14,748	41,496
1	6139	POLICE OFFICER III	SHAWN LEE S. BORJA	3252	FT	PL15/3	35,387	87.50%	30,963	14,077	45,040
1	6149	POLICE SERGEANT	ANTHONY P. BORJA	3251	FT	PL15/3	35,387	87.50%	30,963	14,077	45,040
1	6149	POLICE SERGEANT	BARBARA K. AREND	3226	FT	PL18/3	40,964	87.50%	35,844	3,387	39,231
1	6149	POLICE SERGEANT	ELLOY K. FITIAL	3230	FT	PL18/9	54,896	87.50%	48,034	15,690	63,724
1	6149	POLICE SERGEANT	WALLY F. VILLAGOMEZ	2864	FT	PL15/1	32,097	87.50%	28,085	10,416	38,500
1	8819	TRADES SPECIALIST II	HENRY M. HOFSCHEIDER	3246	FT	PL13/10	42,012	87.50%	36,761	10,618	47,378
1	6138	POLICE OFFICER II	DENNIS P. BORJA	3235	FT	PL10/4	29,113	87.50%	25,474	1,949	27,423
1		POLICE OFFICER I	VACANT				1	87.50%	1	0	1
1		POLICE OFFICER I	VACANT				1	87.50%	1	0	1
1		POLICE OFFICER I	VACANT				1	87.50%	1	0	1
1		POLICE OFFICER I	VACANT				1	87.50%	1	0	1
1		POLICE OFFICER I	VACANT				1	87.50%	1	0	1
1		POLICE OFFICER I	VACANT				1	87.50%	1	0	1
1		POLICE OFFICER I	VACANT				1	87.50%	1	0	1
1		POLICE OFFICER I	VACANT				1	87.50%	1	0	1
1		POLICE OFFICER I	VACANT				1	87.50%	1	0	1
1		POLICE OFFICER I	VACANT				1	87.50%	1	0	1
1		POLICE OFFICER I	VACANT				1	87.50%	1	0	1
1		POLICE OFFICER II	VACANT				1	87.50%	1	0	1
1		POLICE OFFICER II	VACANT				1	87.50%	1	0	1
1		POLICE SERGEANT	VACANT				1	87.50%	1	0	1
1		POLICE SERGEANT	VACANT				1	87.50%	1	0	1
1		ADMINISTRATIVE SPECIALIST I	VACANT				1	87.50%	1	0	1
1		DRIVER'S LICENSE TECH II	VACANT				1	87.50%	1	0	1
39									667,990	166,114	834,104

COMMONWEALTH OF THE NORTHERN MARIANA ISLANDS

DEPARTMENT: SECOND SENATORIAL DISTRICT
DIVISION: FIRE TINIAN
ORG: 13140100

ORG	OBJECT	DESCRIPTION	2022 ACTUAL	2023 ACTUAL	2024 BUDGET PL 23-09	2025 DEPARTMENT SUBMISSION	2025 GOVERNOR'S PROPOSAL
13140100	61000	WAGES & SALARIES	575,721	677,670	663,682	1,012,117	733,245
13140100	61010	OVERTIME COMPENSATION	4,713	20,259	0	0	0
13140100	61020	HOLIDAY PAY	310	9,089	0	0	0
13140100	61200	BOARD & OTHER COMPENSATION	2,331	0	0	0	0
13140100	62000	FICA CONTRIBUTION	36,151	43,835	0	62,751	45,461
13140100	62010	MEDICARE CONTRIBUTION	8,454	10,252	0	14,676	10,632
13140100	62100	401K EMPLOYER CONTRIBUTION	12,178	17,176	0	29,411	19,118
13140100	62200	HEALTH INSURANCE PREMIUM	88,996	111,425	0	94,438	102,103
13140100	62211	PERSONNEL INSURANCE	2,829	4,202	0	18,218	5,475
TOTAL PERSONNEL			731,684	893,907	663,682	1,231,611	916,034
13140100	63100	REPAIR AND MAINTENANCE	1,754	10,069	0	100,000	0
13140100	63200	PERSONNEL TRAINING COSTS	0	0	0	30,000	0
13140100	64000	ADMINISTRATIVE COSTS	0	0	0	625	0
13140100	64090	COMMUNICATIONS	0	0	0	10,000	0
13140100	64800	TRAVEL EXPENSES	43,085	3,310	0	30,000	0
13140100	64900	OTHER SERVICES & CHARGES	150	0	0	0	0
13140100	65000	OFFICE SUPPLIES	100	0	0	1,000	0
13140100	65010	OPERATIONAL SUPPLIES	4,308	28,651	0	4,500	0
13140100	65020	FOOD ITEMS	999	0	0	\$0.00	0
13140100	65030	FUEL & LUBRICATE	12,097	4,000	0	25,000	0
13140100	65040	FURNITURE & FIXTURES	0	7,795	0	0	0
13140100	65900	FREIGHT AND HANDLING	0	1,200	0	10,000	0
13140100	66000	CAPITAL ASSETS	0	9,575	0	0	0
13140100	66020	IMPROVEMENTS	0	0	0	75,000	0

COMMONWEALTH OF THE NORTHERN MARIANA ISLANDS

DEPARTMENT: SECOND SENATORIAL DISTRICT

DIVISION: FIRE TINIAN

ORG: 13140100

ORG	OBJECT	DESCRIPTION	2022 ACTUAL	2023 ACTUAL	2024 BUDGET PL 23-09	2025 DEPARTMENT SUBMISSION	2025 GOVERNOR'S PROPOSAL
13140100	66040	MACHINERY	0	0	0	50,000	0
13140100	66060	VEHICLES	0	0	0	50,000	0
13140100	66070	TECHNOLOGY EQUIP	1,598	0	0	1,000	0
13140100	69000	OTHER EXPENSES	0	5,000	6,807	8,569	0
TOTAL OTHER EXPENSES			64,092	69,599	6,807	395,694	0
13140100	64060	UTILITIES	4,203	0	0	40,000	0
TOTAL PERSONNEL, OTHER EXPENSES, AND UTILITIES			799,979	963,507	670,489	1,667,305	916,034
13140100	69010	PUBLIC AUDITOR 1% FEE	1,744	9,646	0	18,163	9,160
GRAND TOTAL			801,723	973,153	670,489	1,685,468	925,194
NUMBER OF POSITIONS			24	28	28	28	28

Budget Year: 2025

Department: Second Senatorial District - Tinian & Aguigan

Division/Activity: Fire Tinian

Org Code: 13140100

NOP	Job Class Code	Position	Employee	Employee Number	Personnel Status Code	Pay Grade/Step	Annual Salary	Allocation Percent	Allocation Salary	Total Fringe Benefits	Total
1	6932	RESIDENT DEPUTY COMMISSIONER	RAYMOND T. DELA CRUZ	2406	AP	UNG	45,000	87.50%	39,375	11,731	51,106
1	1016	ADMINISTRATIVE OFFICER II	ELAINE R. DELA CRUZ	2412	FT	PL13/1	27,082	87.50%	23,696	12,964	36,660
1	6001	ASSISTANT FIRE CHIEF	AUGUSTINE L. DOSALUA JR.	2415	FT	PL19/5	58,450	87.50%	51,143	15,984	67,127
1	6098	FIRE CAPTAIN	MARVIN N. CRUZ	2417	FT	PL18/8	64,441	87.50%	56,386	5,328	61,714
1	6097	FIRE CREW SUPERVISOR	HEINZ B. CABRERA	2411	FT	PL17/1	43,616	87.50%	38,164	5,133	43,297
1	6097	FIRE CREW SUPERVISOR	JESSE M. PANGELINAN	2429	FT	PL17/1	43,616	87.50%	38,164	5,133	43,297
1	6097	FIRE CREW SUPERVISOR	JOSEPH RUDY B. SANTOS	2405	FT	PL17/1	43,616	87.50%	38,164	14,757	52,922
1	6075	FIREFIGHTER I	ADREIN A. CRUZ	3878	FT	PL08/1	28,115	87.50%	24,601	2,866	27,467
1	6075	FIREFIGHTER I	JOAQUIN A. REYES	2629	FT	PL08/1	21,219	87.50%	18,567	2,163	20,730
1	6075	FIREFIGHTER I	MARVIN Y. CRUZ JR	2402	FT	PL08/1	28,115	87.50%	24,601	9,469	34,069
1	6075	FIREFIGHTER I	RUDOLFO SHAI . LAZARO JR	5641	FT	PL08/1	28,115	87.50%	24,601	14,460	39,061
1	6075	FIREFIGHTER I	SYLVESTRE H. PALACIOS JR	3897	FT	PL08/1	28,115	87.50%	24,601	2,866	27,467
1	6075	FIREFIGHTER I	WILLIAM S. CING	3879	FT	PL08/1	28,115	87.50%	24,601	2,866	27,467
1	6076	FIREFIGHTER II	ALFONSO A. REYES	2413	FT	PL12/3	37,677	87.50%	32,968	4,434	37,402
1	6076	FIREFIGHTER II	ANA MARIA R. CABRERA	3659	FT	PL10/3	34,174	87.50%	29,903	6,969	36,871
1	6076	FIREFIGHTER II	CHRISTOPHER JOHN JOHN S. KING	2424	FT	PL10/3	34,174	87.50%	29,903	14,635	44,537
1	6076	FIREFIGHTER II	DONICIO U. REYES	2389	FT	PL10/4	35,883	87.50%	31,398	14,809	46,206
1	6076	FIREFIGHTER II	HENRY V. KING JR	2384	FT	PL10/3	34,174	87.50%	29,903	6,969	36,871
1	6076	FIREFIGHTER II	JEFFREY PETER C. REPEKI	3540	FT	PL10/3	34,174	87.50%	29,903	6,969	36,871
1	6076	FIREFIGHTER II	JONATHAN C. MANGLONA	2431	FT	PL10/4	35,883	87.50%	31,398	2,402	33,800
1	6076	FIREFIGHTER II	JOSEPH PAKA K. SABLAN	2398	FT	PL10/3	34,174	87.50%	29,903	6,969	36,871
1	6076	FIREFIGHTER II	MELTON ALLAN LAWRENCE R. ATALIG	2396	FT	PL10/3	34,174	87.50%	29,903	5,773	35,675
1	6076	FIREFIGHTER II	RITALENE M. LIZAMA	2388	FT	PL10/4	35,883	87.50%	31,398	7,143	38,541
1	6075	FIREFIGHTER I	VACANT		FT	PL08/1	1	87.50%	1	0	1
1	6075	FIREFIGHTER I	VACANT		FT	PL08/1	1	87.50%	1	0	1
1	6075	FIREFIGHTER I	VACANT		FT	PL08/1	1	87.50%	1	0	1
1	1015	ADMINISTRATIVE OFFICER I	VACANT		FT	PL11/1	1	87.50%	1	0	1
1	0023	ADMINISTRATIVE ASSISTANT	VACANT		FT	PL05/1	1	87.50%	1	0	1
									733,245	182,790	916,035

COMMONWEALTH OF THE NORTHERN MARIANA ISLANDS

DEPARTMENT: SECOND SENATORIAL DISTRICT

DIVISION: AGRICULTURE TINIAN

ORG: 13190700

ORG	OBJECT	DESCRIPTION	2022 ACTUAL	2023 ACTUAL	2024 BUDGET PL 23-09	2025 DEPARTMENT SUBMISSION	2025 GOVERNOR'S PROPOSAL
13190700	61000	WAGES & SALARIES	229,935	217,595	268,727	322,523	229,386
13190700	61020	HOLIDAY PAY	0	5,368	0	0	0
13190700	62000	FICA CONTRIBUTION	14,256	13,833	0	18,432	14,222
13190700	62010	MEDICARE CONTRIBUTION	3,334	3,235	0	4,311	3,326
13190700	62100	401K EMPLOYER CONTRIBUTION	1,253	1,836	0	0	1,400
13190700	62101	RETIREMENT CONTRIBUTIONS	6,473	7,567	0	2,450	6,448
13190700	62200	HEALTH INSURANCE PREMIUM	24,444	27,678	0	0	25,438
13190700	62211	PERSONNEL INSURANCE	2,927	3,558	0	810	3,826
TOTAL PERSONNEL			282,622	280,671	268,727	348,526	284,046
13190700	63100	REPAIR AND MAINTENANCE	2,315	60	0	50,000	0
13190700	64090	COMMUNICATIONS	1,638	856	0	8,000	0
13190700	64110	ADVERTISING	0	210	0	0	0
13190700	64790	RENTAL-OTHERS	80	0	0	0	0
13190700	65000	OFFICE SUPPLIES	1,467	157	0	10,000	0
13190700	65010	OPERATIONAL SUPPLIES	711	945	0	20,000	0
13190700	65030	FUEL & LUBRICATE	18,953	1,500	0	40,000	0
13190700	65900	FREIGHT AND HANDLING	183	65	0	0	0
13190700	66000	CAPITAL ASSETS	2,250	1,800	0	0	0
13190700	66040	MACHINERY	0	0	0	50,000	0
13190700	66070	TECHNOLOGY EQUIP	1,538	0	0	0	0
13190700	66900	NON-CAPITAL ASSETS	0	371	0	0	0
13190700	69000	OTHER EXPENSES	0	0	2,763	0	0
TOTAL OTHER EXPENSES			29,135	5,963	2,763	178,000	0

COMMONWEALTH OF THE NORTHERN MARIANA ISLANDS

DEPARTMENT: SECOND SENATORIAL DISTRICT
DIVISION: AGRICULTURE TINIAN
ORG: 13190700

ORG	OBJECT	DESCRIPTION	2022 ACTUAL	2023 ACTUAL	2024 BUDGET PL 23-09	2025 DEPARTMENT SUBMISSION	2025 GOVERNOR'S PROPOSAL
13190700	64060	UTILITIES	0	0	0	50,000	0
TOTAL PERSONNEL, OTHER EXPENSES, AND UTILITIES			311,757	286,633	271,490	576,526	284,046
13190700	69010	PUBLIC AUDITOR 1% FEE	44,426	2,719	0	0	2,840
GRAND TOTAL			356,183	289,352	271,490	576,526	286,886
NUMBER OF POSITIONS			10	10	10	10	9

GENERAL FUND

Budget Year: 2025

Department: Second Senatorial District - Tinian & Aguigan

Division/Activity: Agriculture Tinian

Org Code: 13190700

NOP	Job Class Code	Position	Employee	Employee Number	Personnel Status Code	Pay Grade/Step	Annual Salary	Allocation Percent	Allocation Salary	Total Fringe Benefits	Total
1	9100	RESIDENT DEPARTMENT HEAD	GUILLERMO C. BORJA	1280	AP	UNG	40,000	87.50%	35,000	10,451	45,451
1	8394	EQUIPMENT OPERATOR III	VICTOR S. SHAI	1296	FT	PL03/9	24,564	87.50%	21,493	2,031	23,524
1	8807	TRADES TECHNICIAN I	JUAN A. CABRERA	1300	FT	PL05/5	22,280	87.50%	19,495	1,842	21,337
1	1015	ADMINISTRATIVE OFFICER I	CORRINE H. SAN NICOLAS	1320	FT	PL11/9	36,292	87.50%	31,755	3,001	34,756
1	1176	ASST. RESIDENT DEPARTMENT HEAD	ESTEVAN P. CABRERA	1359	FT	PL13/9	40,012	87.50%	35,010	11,853	46,863
1	8819	TRADES SPECIALIST II	RUDOLFO S. LAZARO	1373	FT	PL13/5	32,918	87.50%	28,803	13,873	42,676
1	8394	EQUIPMENT OPERATOR III	MANUEL N. CRUZ JR	1383	FT	PL03/9	24,564	87.50%	21,493	8,479	29,972
1	4068	ANIMAL HEALTH CLINIC TECH.	FABROS A. MUNA	1390	FT	PL04/6	22,280	87.50%	19,495	1,842	21,337
1	0023	ADMINISTRATIVE ASSISTANT	LYN F. BORJA	2583	FT	PL05/2	19,246	87.50%	16,841	1,288	18,129
9									229,386	54,661	284,046

COMMONWEALTH OF THE NORTHERN MARIANA ISLANDS

DEPARTMENT: SECOND SENATORIAL DISTRICT

DIVISION: FISH AND WILDLIFE TINIAN

ORG: 13190800

ORG	OBJECT	DESCRIPTION	2022 ACTUAL	2023 ACTUAL	2024 BUDGET PL 23-09	2025 DEPARTMENT SUBMISSION	2025 GOVERNOR'S PROPOSAL
13190800	61000	WAGES & SALARIES	54,964	45,213	154,150	133,217	62,726
13190800	61020	HOLIDAY PAY	0	626	0	0	0
13190800	61200	BOARD & OTHER COMPENSATION	2,171	0	0	0	0
13190800	62000	FICA CONTRIBUTION	3,408	2,842	0	7,512	3,889
13190800	62010	MEDICARE CONTRIBUTION	797	665	0	1,757	910
13190800	62100	401K EMPLOYER CONTRIBUTION	1,495	1,769	0	0	1,898
13190800	62101	RETIREMENT CONTRIBUTIONS	5,052	0	0	2,277	0
13190800	62200	HEALTH INSURANCE PREMIUM	3,615	4,086	0	0	3,485
13190800	62211	PERSONNEL INSURANCE	894	754	0	487	854
TOTAL PERSONNEL			72,394	55,954	154,150	145,250	73,762
13190800	63100	REPAIR AND MAINTENANCE	539	0	0	20,000	0
13190800	64090	COMMUNICATIONS	0	233	0	0	0
13190800	64100	PRINTING AND PHOTOCOPYING	95	474	0	0	0
13190800	64800	TRAVEL EXPENSES	916	916	0	0	0
13190800	65000	OFFICE SUPPLIES	0	0	0	5,000	0
13190800	65010	OPERATIONAL SUPPLIES	1,039	62	0	20,000	0
13190800	65030	FUEL & LUBRICATE	489	2,660	0	50,000	0
13190800	65900	FREIGHT AND HANDLING	0	128	0	0	0
13190800	66060	VEHICLES	0	0	0	50,000	0
13190800	69000	OTHER EXPENSES	0	0	1,582	0	0
TOTAL OTHER EXPENSES			3,078	4,473	1,582	145,000	0
13190800	64060	UTILITIES	0	0	0	0	0
TOTAL PERSONNEL, OTHER EXPENSES, AND UTILITIES			75,472	60,427	155,732	290,250	73,762

COMMONWEALTH OF THE NORTHERN MARIANA ISLANDS

DEPARTMENT: SECOND SENATORIAL DISTRICT
DIVISION: FISH AND WILDLIFE TINIAN
ORG: 13190800

ORG	OBJECT	DESCRIPTION	2022 ACTUAL	2023 ACTUAL	2024 BUDGET PL 23-09	2025 DEPARTMENT SUBMISSION	2025 GOVERNOR'S PROPOSAL
13190800	69010	PUBLIC AUDITOR 1% FEE	1,057	1,616	0	0	738
GRAND TOTAL			76,529	62,043	155,732	290,250	74,500
NUMBER OF POSITIONS			4	5	5	5	5

GENERAL FUND

Budget Year: 2025

Department: Second Senatorial District - Tinian & Aguigan

Division/Activity: Fish & Wildlife Tinian

Org Code: 13190800

NOP	Job Class Code	Position	Employee	Employee Number	Personnel Status Code	Pay Grade/Step	Annual Salary	Allocation Percent	Allocation Salary	Total Fringe Benefits	Total
1	6022	CONSERVATION OFFICER II	CHAD ELLIE B. PALACIOS	1366	FT	PL12/3	28,436	87.50%	24,881	3,347	28,228
1	6021	CONSERVATION OFFICER I	VINCENT LEE A. MUNA	1371	FT	PL10/3	25,792	87.50%	22,568	6,520	29,088
1	6017	CONSERVATION INSPECTOR I	JAMES A. MANGLONA JR	2058	FT	PL03/2	17,457	87.50%	15,275	1,169	16,443
1	6021	CONSERVATION OFFICER I	VACANT		FT		1	87.50%	1	0	1
1	6021	CONSERVATION OFFICER I	VACANT		FT		1	87.50%	1	0	1
5									62,726	11,036	73,761

COMMONWEALTH OF THE NORTHERN MARIANA ISLANDS

DEPARTMENT: SECOND SENATORIAL DISTRICT
DIVISION: PARKS AND RECREATION TINIAN
ORG: 13190400

ORG	OBJECT	DESCRIPTION	2022 ACTUAL	2023 ACTUAL	2024 BUDGET PL 23-09	2025 DEPARTMENT SUBMISSION	2025 GOVERNOR'S PROPOSAL
13190400	61000	WAGES & SALARIES	31,961	59,384	63,767	76,294	58,261
13190400	61020	HOLIDAY PAY	0	1,946	0	0	0
13190400	62000	FICA CONTRIBUTION	1,982	3,803	0	4,334	3,612
13190400	62010	MEDICARE CONTRIBUTION	464	889	0	1,014	845
13190400	62100	401K EMPLOYER CONTRIBUTION	276	595	0	0	860
13190400	62101	RETIREMENT CONTRIBUTIONS	0	0	0	1,032	0
13190400	62211	PERSONNEL INSURANCE	316	354	0	0	387
TOTAL PERSONNEL			34,998	66,972	63,767	82,674	63,965
13190400	63100	REPAIR AND MAINTENANCE	704	0	0	50,000	0
13190400	65010	OPERATIONAL SUPPLIES	581	614	0	20,000	0
13190400	65030	FUEL & LUBRICATE	3,012	0	0	40,000	0
13190400	65900	FREIGHT AND HANDLING	28	0	0	50,000	0
13190400	66060	VEHICLES	0	0	0	0	0
13190400	69000	OTHER EXPENSES	0	0	656	0	0
TOTAL OTHER EXPENSES			4,324	614	656	160,000	0
13190400	64060	UTILITIES	0	0	0	0	0
TOTAL PERSONNEL, OTHER EXPENSES, AND UTILITIES			39,322	67,585	64,423	242,674	63,965
13190400	69010	PUBLIC AUDITOR 1% FEE	2,944	739	0	0	640
GRAND TOTAL			42,266	68,324	64,423	242,674	64,605
NUMBER OF POSITIONS			3	3	3	3	3

Budget Year: 2025

Department: Second Senatorial District - Tinian & Aguigan
Division/Activity: Parks & Recreation Tinian
Org Code: 13190400

NOP	Job Class Code	Position	Employee	Employee Number	Personnel Status Code	Pay Grade/Step	Annual Salary	Allocation Percent	Allocation Salary	Total Fringe Benefits	Total
1	8394	EQUIPMENT OPERATOR III	MANEL J. DELA CRUZ	1350	FT	PL03/9	24,564	87.50%	21,493	1,644	23,137
1	8394	EQUIPMENT OPERATOR III	JESSE P. SAN NICOLAS	1378	FT	PL03/9	24,564	87.50%	21,493	2,891	24,384
1	8393	EQUIPMENT OPERATOR II	RUDY JOHN K. SABLAN	2399	FT	PL02/3	17,457	87.50%	15,275	1,169	16,443
3									58,261	5,704	63,965

COMMONWEALTH OF THE NORTHERN MARIANA ISLANDS

DEPARTMENT: SECOND SENATORIAL DISTRICT
DIVISION: SOIL AND WATER CONSERVATION TINIAN
ORG: 13190500

ORG	OBJECT	DESCRIPTION	2022 ACTUAL	2023 ACTUAL	2024 BUDGET PL 23-09	2025 DEPARTMENT SUBMISSION	2025 GOVERNOR'S PROPOSAL
13190500	61000	WAGES & SALARIES	0	0	1	23,985	1
13190500	61010	OVERTIME COMPENSATION	0	0	0	0	0
13190500	61020	HOLIDAY PAY	0	0	0	0	0
13190500	62000	FICA CONTRIBUTION	0	0	0	1,381	0
13190500	62010	MEDICARE CONTRIBUTION	0	0	0	323	0
13190500	62100	401K EMPLOYER CONTRIBUTION	0	0	0	0	0
13190500	62200	HEALTH INSURANCE PREMIUM	0	0	0	0	0
13190500	62211	PERSONNEL INSURANCE	0	0	0	0	0
TOTAL PERSONNEL			0	0	1	25,689	1
13190500	65000	OFFICE SUPPLIES	0	0	0	1,200	0
13190500	69000	OTHER EXPENSES	0	0	1	0	1
13190500	69200	MERIT CASH AWARD	0	0	0	0	0
TOTAL OTHER EXPENSES			0	0	1	1,200	1
13190500	64060	UTILITIES	0	0	0	0	0
TOTAL PERSONNEL, OTHER EXPENSES, AND UTILITIES			0	0	2	26,889	2
13190500	69010	PUBLIC AUDITOR 1% FEE	0	0	0	0	0
GRAND TOTAL			0	0	2	26,889	2
NUMBER OF POSITIONS			0	0	1	1	1

Budget Year: 2025

Department: Second Senatorial District - Tinian & Aguigan
Division/Activity: Soil and Water Conservation Tinian
Org Code: 13190500

NOP	Job Class Code	Position	Employee	Employee Number	Personnel Status Code	Pay Grade/Step	Annual Salary	Allocation Percent	Allocation Salary	Total Fringe Benefits	Total
1	8394	SOIL AND WATER COORDINATOR	VACANT				-	87.50%	-	-	-
1									-	-	-

COMMONWEALTH OF THE NORTHERN MARIANA ISLANDS

DEPARTMENT: SECOND SENATORIAL DISTRICT
DIVISION: OPERATIONS AND MAINTENANCE TINIAN
ORG: 13200100

ORG	OBJECT	DESCRIPTION	2022 ACTUAL	2023 ACTUAL	2024 BUDGET PL 23-09	2025 DEPARTMENT SUBMISSION	2025 GOVERNOR'S PROPOSAL
13200100	61000	WAGES & SALARIES	132,363	136,462	263,097	230,000	172,360
13200100	61020	HOLIDAY PAY	0	3,968	0	0	0
13200100	62000	FICA CONTRIBUTION	8,206	8,707	0	14,318	10,686
13200100	62010	MEDICARE CONTRIBUTION	1,919	2,036	0	3,349	2,499
13200100	62100	401K EMPLOYER CONTRIBUTION	1,728	3,287	0	0	3,775
13200100	62101	RETIREMENT CONTRIBUTIONS	0	0	0	86,346	0
13200100	62200	HEALTH INSURANCE PREMIUM	7,564	15,544	0	38,333	14,288
13200100	62211	PERSONNEL INSURANCE	1,573	2,123	0	4,157	1,843
TOTAL PERSONNEL			153,354	172,127	263,097	376,503	205,451
13200100	63100	REPAIR AND MAINTENANCE	14,281	13,947	0	55,000	0
13200100	63300	CLEANING SERVICES	0	210	0	1,000	0
13200100	64090	COMMUNICATIONS	11,053	1,460	0	8,000	0
13200100	64100	PRINTING AND PHOTOCOPYING	655	0	0	1,000	0
13200100	64740	RENTAL-HEAVY EQUIPMENTS	28,328	2,791	0	20,000	0
13200100	64800	TRAVEL EXPENSES	10,079	1,703	0	15,000	0
13200100	64900	OTHER SERVICES & CHARGES	0	3,030	0	0	0
13200100	65000	OFFICE SUPPLIES	306	70	0	1,000	0
13200100	65010	OPERATIONAL SUPPLIES	8,579	7,857	0	15,000	0
13200100	65030	FUEL & LUBRICATE	24,283	11,564	0	50,000	0
13200100	65040	FURNITURE & FIXTURES	0	679	0	0	0
13200100	65900	FREIGHT AND HANDLING	5,878	5,635	0	5,000	0
13200100	66000	CAPITAL ASSETS	81,366	0	0	0	0
13200100	66040	MACHINERY	0	40,514	0	15,000	0
13200100	66070	TECHNOLOGY EQUIP	220	0	0	0	0

COMMONWEALTH OF THE NORTHERN MARIANA ISLANDS

DEPARTMENT: SECOND SENATORIAL DISTRICT
DIVISION: OPERATIONS AND MAINTENANCE TINIAN
ORG: 13200100

ORG	OBJECT	DESCRIPTION	2022 ACTUAL	2023 ACTUAL	2024 BUDGET PL 23-09	2025 DEPARTMENT SUBMISSION	2025 GOVERNOR'S PROPOSAL
13200100	66900	NON-CAPITAL ASSETS	0	668	0	0	0
13200100	69000	OTHER EXPENSES	0	1,000	2,705	0	0
TOTAL OTHER EXPENSES			185,028	91,127	2,705	186,000	0
13200100	64060	UTILITIES	776	0	0	17,000	0
TOTAL PERSONNEL, OTHER EXPENSES, AND UTILITIES			339,158	263,255	265,802	579,503	205,451
13200100	69010	PUBLIC AUDITOR 1% FEE	1,086	3,604	0	0	2,055
GRAND TOTAL			340,244	266,859	265,802	579,503	207,506
NUMBER OF POSITIONS			9	12	14	20	9

GENERAL FUND

Budget Year: 2025

Department: Second Senatorial District - Tinian & Aguigan

Division/Activity: Operation & Maintenance

Org Code: 13200100

NOP	Job Class Code	Position	Employee	Employee Number	Personnel Status Code	Pay Grade/Step	Annual Salary	Allocation Percent	Allocation Salary	Total Fringe Benefits	Total
1	9100	RESIDENT DEPARTMENT HEAD	JOAL D. UNTALAN	3391	AP	UNG	40,000	87.50%	35,000	11,851	46,851
1	8392	EQUIPMENT OPERATOR I	ANTHONY M. AQUININGOC JR	3179	PB	PL02/1	15,834	87.50%	13,855	1,614	15,469
1	8953	BUILDING INSPECTOR	DAVID B. EVANGELISTA	3393	ES	UNG	25,000	87.50%	21,875	2,067	23,942
1	8394	EQUIPMENT OPERATOR III	JOAQUIN P. ADRIANO JR	3424	FT	PL03/2	17,457	87.50%	15,275	2,054	17,329
1	1176	ASST. RESIDENT DEPARTMENT HEAD	JOAQUIN RANDOLF L. BORJA	3499	PB	PL13/6	34,564	87.50%	30,243	11,211	41,455
1	8392	EQUIPMENT OPERATOR I	ROBBIN VIRGIL C. SECHARMIDAL	4862	PB	PL02/1	15,834	87.50%	13,855	1,060	14,915
1	0044	CLERK II	MARLA MARANTHA C. SABLAN	5541	PB	PL01/3	16,626	87.50%	14,547	1,113	15,660
1	8392	EQUIPMENT OPERATOR I	ERVIN LUIS P. LIZAMA	5604	PB	PL02/1	15,834	87.50%	13,855	1,060	14,915
1	8392	EQUIPMENT OPERATOR I	LEOBERT STEVEN M. BORJA	5691	PB	PL02/1	15,834	87.50%	13,855	1,060	14,915
9									172,360	33,091	205,451

COMMONWEALTH OF THE NORTHERN MARIANA ISLANDS

DEPARTMENT: SECOND SENATORIAL DISTRICT

DIVISION: TINIAN PUBLIC LIBRARY

ORG: 13880900

ORG	OBJECT	DESCRIPTION	2022 ACTUAL	2023 ACTUAL	2024 BUDGET PL 23-09	2025 DEPARTMENT SUBMISSION	2025 GOVERNOR'S PROPOSAL
13880900	61000	WAGES & SALARIES	0	29,961	54,878	0	49,875
13880900	61020	HOLIDAY PAY	0	1,498	0	0	0
13880900	62000	FICA CONTRIBUTION	0	1,951	0	0	3,092
13880900	62010	MEDICARE CONTRIBUTION	0	456	0	0	723
13880900	62100	401K EMPLOYER CONTRIBUTION	0	781	0	0	1,330
13880900	62211	PERSONNEL INSURANCE	0	570	0	0	898
TOTAL PERSONNEL			0	35,217	54,878	0	55,918
13880900	69000	OTHER EXPENSES	0	0	564	0	0
TOTAL OTHER EXPENSES			0	0	564	0	0
13880900	64060	UTILITIES	0	0	0	0	0
TOTAL PERSONNEL, OTHER EXPENSES, AND UTILITIES			0	35,217	55,442	0	55,918
13880900	69010	PUBLIC AUDITOR 1% FEE	50	533	0	0	559
GRAND TOTAL			50	35,750	55,442	0	56,477
NUMBER OF POSITIONS			3	3	3	0	3

Budget Year: 2025

Department: Second Senatorial District - Tinian & Aguigan

Division/Activity: Tinian Public Library

Org Code: 138809000

NOP	Job Class Code	Position	Employee	Employee Number	Personnel Status Code	Pay Grade/Step	Annual Salary	Allocation Percent	Allocation Salary	Total Fringe Benefits	Total
1	1663	LIBRARIAN AIDE	MA JENE A. BORJA	2504	ES	UNG	19,000	87.50%	16,625	1,571	18,196
1	1663	LIBRARIAN AIDE	TRACEY BESSIE K. CABRERA	2699	FT	UNG	19,000	87.50%	16,625	2,236	18,861
1	3361	MAYOR'S DEPARTMENTAL ASSISTANT	KENNETH B. PANGELINAN	3634	ES	UNG	19,000	87.50%	16,625	2,236	18,861
3									49,875	6,043	55,918

COMMONWEALTH OF THE NORTHERN MARIANA ISLANDS

DEPARTMENT: THIRD SENATORIAL DISTRICT

DIVISION: MAYOR SAIPAN

ORG: 11270100

ORG	OBJECT	DESCRIPTION	2022	2023	2024	2025	2025
			ACTUAL	ACTUAL	BUDGET PL 23-09	DEPARTMENT SUBMISSION	GOVERNOR'S PROPOSAL
11270100	61000	WAGES & SALARIES	1,780,868	688,537	777,091	2,176,538	1,987,692
11270100	61010	OVERTIME COMPENSATION	49,538	6,408	0		0
11270100	61020	HOLIDAY PAY	5,065	30,571	0		0
11270100	62000	FICA CONTRIBUTION	113,800	41,701	0	134,945	123,237
11270100	62010	MEDICARE CONTRIBUTION	26,615	7,058	0	31,560	28,822
11270100	62100	401K EMPLOYER CONTRIBUTION	17,475	5,201	0	0	13,108
11270100	62101	RETIREMENT CONTRIBUTIONS	30,003	28,043	0	28,043	17,308
11270100	62200	HEALTH INSURANCE PREMIUM	91,659	38,960	0	68,649	97,401
11270100	62211	PERSONNEL INSURANCE	14,669	5,111	0	38,665	12,752
TOTAL PERSONNEL			2,129,692	851,590	777,091	2,478,400	2,280,320
11270100	63000	PROFESSIONAL SERVICES	45,000	0	0	26,000	0
11270100	63001	OFFICIAL REPRESENTATION	8,033	1,534	0	70,000	0
11270100	63100	REPAIR AND MAINTENANCE	11,385	27,430	0	523,700	0
11270100	63200	PERSONNEL TRAINING COSTS	0	0	0	73,000	0
11270100	63300	CLEANING SERVICES	698	385	0	9,380	0
11270100	64080	DUES AND SUBSCRIPTIONS	135	0	0	21,000	0
11270100	64090	COMMUNICATIONS	2,281	0	0	\$52,875.00	0
11270100	64100	PRINTING AND PHOTOCOPYING	1,522	205	0	28,300	0
11270100	64110	ADVERTISING	6,750	367	0	11,000	0
11270100	64700	RENTAL-VEHICLES	0	0	0	2,000	0
11270100	64720	RENTAL-OFFICES	110,000	61,322	0	0	0
11270100	64730	RENTAL-OFFICE EQUIPMENT	252	2,269	0	0	0
11270100	64740	RENTAL-HEAVY EQUIPMENTS	12,820	10,260	0	20,000	0
11270100	64790	RENTAL-OTHERS	4,220	3,703	0	1,000	0

COMMONWEALTH OF THE NORTHERN MARIANA ISLANDS

DEPARTMENT: THIRD SENATORIAL DISTRICT

DIVISION: MAYOR SAIPAN

ORG: 11270100

ORG	OBJECT	DESCRIPTION	2022 ACTUAL	2023 ACTUAL	2024 BUDGET PL 23-09	2025 DEPARTMENT SUBMISSION	2025 GOVERNOR'S PROPOSAL
11270100	64800	TRAVEL EXPENSES	334	797	0	100,000	0
11270100	64900	OTHER SERVICES & CHARGES	290	0	0	1,000	0
11270100	65000	OFFICE SUPPLIES	784	1,740	0	35,520	0
11270100	65010	OPERATIONAL SUPPLIES	17,510	10,766	0	397,324	0
11270100	65030	FUEL & LUBRICATE	356	0	0	232,912	0
11270100	65040	FURNITURE & FIXTURES	5,059	0	0	0	0
11270100	66020	IMPROVEMENTS	0	0	0	30,000	0
11270100	66040	MACHINERY	0	4,825	0	0	0
11270100	66070	TECHNOLOGY EQUIP	0	0	0	8,000	0
11270100	69000	OTHER EXPENSES	11	781	7,942	650	0
11270100	69110	CONTRIBUTIONS / DONATIONS	5,575	480	0	100,000	0
TOTAL OTHER EXPENSES			233,015	126,864	7,942	1,743,661	0
11270100	64060	UTILITIES	6,840	2,013	0	46,058	0
TOTAL PERSONNEL, OTHER EXPENSES, AND UTILITIES			2,369,547	980,467	785,033	4,268,119	2,280,320
11270100	69010	PUBLIC AUDITOR 1% FEE	3,857	8,170	0	0	22,803
GRAND TOTAL			2,373,404	988,637	785,033	4,268,119	2,303,123
NUMBER OF POSITIONS			81	81	81	88	81

Budget Year: 2025

Department: Third Senatorial District
Division/Activity: Mayor of Saipan
Org Code: 11270100

NOP	Job Class Code	Position	Employee	Employee Number	Personnel Status Code	Pay Grade/Step	Annual Salary	Allocation Percent	Allocation Salary	Total Fringe Benefits	Total
1	9089	MAYOR OF SAIPAN	RAMON JOSE B. CAMACHO	5909	EL	UNG	75,000	76.92%	57,692	21,721	79,413
1	0353	ACCOUNT CLERK	MICHELE LORRAINE T. TENORIO	5978	ES	UNG	25,000	76.92%	19,231	2,587	21,817
1	0353	ACCOUNT CLERK	SANDRAFE L. ABELLA	3772	ES	UNG	31,000	76.92%	23,846	1,824	25,670
1	0401	ADMINISTRATIVE ASSISTANT	JADEN HEDWIG H. SANCHEZ	6034	ES	UNG	25,000	76.92%	19,231	1,471	20,702
1	0401	ADMINISTRATIVE ASSISTANT	ROSE MARIE B. PANGELINAN	2427	ES	UNG	20,000	76.92%	15,385	1,177	16,562
1	0401	ADMINISTRATIVE ASSISTANT	STEPHANIE JO C. CAMACHO	3440	ES	UNG	31,000	76.92%	23,846	1,824	25,670
1	1144	ADMINISTRATIVE OFFICER	BEVERLY JANE D. JAVIER	3458	ES	UNG	31,000	76.92%	23,846	2,253	26,100
1	1627	ADMINISTRATIVE SUPERVISOR	MARIA L. TAKAI	5867	ES	UNG	45,000	76.92%	34,615	10,415	45,030
1	1690	BUDGET ANALYST	JOYLYNN A. ATALIG	3741	ES	UNG	35,000	76.92%	26,923	2,060	28,983
1	1052	BUDGET OFFICER	MANUEL M. PANGELINAN	1299	ES	UNG	55,000	76.92%	42,308	7,483	49,791
1	9029	CHIEF OF STAFF	PRISCILLA M. IAKOPO	5920	ES	UNG	70,000	76.92%	53,846	5,088	58,935
1	2913	COMMUNITY COORDINATOR	GILBERT V. CABRERA	5921	ES	UNG	35,000	76.92%	26,923	2,060	28,983
1	2910	COMMUNITY WORKER	ALBERTO M. BAHILLO	3957	ES	UNG	28,000	76.92%	21,538	1,648	23,186
1	2910	COMMUNITY WORKER	CHESTER M. ROGOLIFOI	2664	ES	UNG	28,000	76.92%	21,538	1,648	23,186
1	2910	COMMUNITY WORKER	DERICK G. DELEON GUERRERO	2680	ES	UNG	34,000	76.92%	26,154	3,518	29,672
1	2910	COMMUNITY WORKER	ENRIQUE R. CRUZ JR.	4366	ES	UNG	20,000	76.92%	15,385	1,177	16,562
1	2910	COMMUNITY WORKER	FIROZ . ALAM	4853	ES	UNG	27,000	76.92%	20,769	1,589	22,358
1	2910	COMMUNITY WORKER	FRANK . KANESHI	2444	ES	UNG	28,000	76.92%	21,538	1,648	23,186
1	2910	COMMUNITY WORKER	JAMES A. VILLAGOMEZ	3968	ES	UNG	20,000	76.92%	15,385	1,177	16,562
1	2910	COMMUNITY WORKER	JENNIFER T. TEREYAMA	2620	ES	UNG	30,000	76.92%	23,077	1,765	24,842
1	2910	COMMUNITY WORKER	JOEY M. TOGAWA	2733	ES	UNG	29,000	76.92%	22,308	1,707	24,014
1	2910	COMMUNITY WORKER	JOHN W. MANGARERO	2670	ES	UNG	27,000	76.92%	20,769	1,589	22,358
1	2910	COMMUNITY WORKER	JOSE RANDY A. TUDELA	2712	ES	UNG	27,000	76.92%	20,769	1,963	22,732
1	2910	COMMUNITY WORKER	JOSEPH C. TESIRO	2674	ES	UNG	28,000	76.92%	21,538	1,648	23,186
1	2910	COMMUNITY WORKER	JOSEPH S. CELIS	2661	ES	UNG	31,000	76.92%	23,846	3,207	27,053
1	2910	COMMUNITY WORKER	MICHAEL M. SALAS	3812	ES	UNG	27,000	76.92%	20,769	1,589	22,358
1	2910	COMMUNITY WORKER	MILTON FREDRICK D. LIZAMA	2503	ES	UNG	31,000	76.92%	23,846	2,253	26,100
1	2910	COMMUNITY WORKER	NELSON I. WENNIO	5713	ES	UNG	26,000	76.92%	20,000	1,890	21,890
1	2910	COMMUNITY WORKER	RAMON A. BERMUDEZ	2598	ES	UNG	33,000	76.92%	25,385	2,399	27,783
1	8946	COMMUNITY WORKER	RAYMOND ANTHONY C. PETER	4545	ES	UNG	27,000	76.92%	20,769	1,963	22,732
1	2910	COMMUNITY WORKER	RICKY JOE V. MANAHANE	2678	ES	UNG	27,000	76.92%	20,769	1,589	22,358
1	7107	COMMUNITY WORKER	SERRINA ELIZABETH P. MANABAT	3467	ES	UNG	20,000	76.92%	15,385	1,177	16,562
1	2910	COMMUNITY WORKER	VICENTE JOSE JOSHUA B. ADA JR	2549	ES	UNG	28,000	76.92%	21,538	1,648	23,186
1	2910	COMMUNITY WORKER	VICENTE S. ADA	2641	ES	UNG	29,000	76.92%	22,308	1,707	24,014
1	2910	COMMUNITY WORKER	VINCENT C. MESA	2591	ES	UNG	28,000	76.92%	21,538	1,648	23,186
1	2910	COMMUNITY WORKER	WILLIAM H. INDALECIO	3474	ES	UNG	20,000	76.92%	15,385	1,454	16,838
1	0946	DATA ENTRY CLERK	FRANCISCO V. DIAZ	3450	ES	UNG	35,000	76.92%	26,923	7,106	34,029
1	9272	DIRECTOR OF FIELD OPERATION	JOSEPH T. ATTAO	3456	ES	UNG	56,000	76.92%	43,077	7,556	50,633
1	0265	EXECUTIVE ASSISTANT	VICENTA M. MAGOFNA	3929	ES	UNG	20,000	76.92%	15,385	1,177	16,562
1	1865	FIELD OPERATIONS SUPERVISOR	ARNOLD ANTHONY B. AGUON	2668	ES	UNG	34,000	76.92%	26,154	2,001	28,155
1	1865	FIELD OPERATIONS SUPERVISOR	DANIEL JOSEPH A. CHLARSON	2527	ES	UNG	34,000	76.92%	26,154	2,001	28,155
1	1865	FIELD OPERATIONS SUPERVISOR	ZILLAH K. WABOL	2667	ES	UNG	31,000	76.92%	23,846	8,968	32,814
1	1430	GIS TECHNICIAN	ATANACIO S. NAPUTI	4096	ES	UNG	32,000	76.92%	24,615	2,326	26,942
1	1430	GIS TECHNICIAN	JAYCEE R. RDIALUL	2702	ES	UNG	41,000	76.92%	31,538	2,980	34,519

Budget Year: 2025

Department: Third Senatorial District
Division/Activity: Mayor of Saipan
Org Code: 11270100

NOP	Job Class Code	Position	Employee	Employee Number	Personnel Status Code	Pay Grade/Step	Annual Salary	Allocation Percent	Allocation Salary	Total Fringe Benefits	Total
1	1430	GIS TECHNICIAN	RUSSELL . SAN NICOLAS	4566	ES	UNG	32,000	76.92%	24,615	1,883	26,498
1	1430	GIS TECHNICIAN	TED A. VIVERO	5881	ES	UNG	25,000	76.92%	19,231	1,471	20,702
1	8946	HEAVY EQUIPMENT OPERATOR	BRIAN JOSEPH A. BLAS	3443	ES	UNG	33,000	76.92%	25,385	1,942	27,327
1	8946	HEAVY EQUIPMENT OPERATOR	BYRON L. CRUZ	2437	ES	UNG	27,000	76.92%	20,769	1,589	22,358
1	8946	HEAVY EQUIPMENT OPERATOR	FUJIWARA R. SUEL	3439	ES	UNG	33,000	76.92%	25,385	1,942	27,327
1	8946	HEAVY EQUIPMENT OPERATOR	RAMON C. ALDAN	3448	ES	UNG	31,000	76.92%	23,846	1,824	25,670
1	8946	HEAVY EQUIPMENT OPERATOR	SERAFIN A. AMIREZ JR.	5522	ES	UNG	30,000	76.92%	23,077	2,181	25,258
1	8409	HEAVY EQUIPMENT SUPERVISOR	MARIANO A. AGUON	3451	ES	UNG	42,000	76.92%	32,308	13,623	45,930
1	9190	HR DIRECTOR	JUANETTE L. SABLAN	3785	ES	UNG	56,000	76.92%	43,077	15,222	58,299
1	1479	HUMAN RESOURCE SPECIALIST	ELAINE MARGARITA D. LIMES	2324	ES	UNG	35,000	76.92%	26,923	3,137	30,060
1	1485	HUMAN RESOURCES ASSISTANT	MONA P. CAMACHO	6069	ES	UNG	28,000	76.92%	21,538	1,648	23,186
1	2894	INTL. EXCHANGE PROGRAM COORD.	HIROKO K. TENORIO	6000	ES	UNG	40,000	76.92%	30,769	7,070	37,839
1	1029	MARRIAGE COORDINATOR	FRANK M. CAMACHO JR	5924	ES	UNG	25,000	76.92%	19,231	2,240	21,471
1	8947	MECHANIC	FLORIAN SHANE T. YAMADA	4181	ES	UNG	35,000	76.92%	26,923	13,211	40,134
1	7107	PLANT NURSERY	ANTONIETO B. MATEO	3457	ES	UNG	35,000	76.92%	26,923	3,621	30,544
1	1177	PROCUREMENT ADMIN	JOSE-VINCENT . TAITANO	3445	ES	UNG	33,000	76.92%	25,385	2,399	27,783
1	1998	PROCUREMENT SPECIALIST	ERIN SHIMONA L. AGULTO	5724	ES	UNG	25,000	76.92%	19,231	1,471	20,702
1	1998	PROCUREMENT SPECIALIST	JOHN T. SANTOS	1775	ES	UNG	25,000	76.92%	19,231	1,471	20,702
1	1998	PROCUREMENT SPECIALIST	LORRAINE D. PANGELINAN	3446	ES	UNG	33,000	76.92%	25,385	3,414	28,799
1	1178	PROCUREMENT SUPERVISOR	JEFFREY D. CABRERA	3459	ES	UNG	51,000	76.92%	39,231	7,192	46,423
1	3013	PROGRAM MANAGER	MARTIN D. PANGELINAN JR	3433	ES	UNG	47,000	76.92%	36,154	15,363	51,517
1	9604	PROJECT SPECIALIST	KENNETH F. VIRAY	2716	ES	UNG	33,000	76.92%	25,385	1,942	27,327
1	0265	HUMAN RESOURCE ASSISTANT	ROSELANI I. ELAMETO	5975	ES	UNG	20,000	76.92%	15,385	1,792	17,177
1	8941	SAFETY OFFICER	CARLOS C. CAMACHO	5932	ES	UNG	38,000	76.92%	29,231	2,236	31,467
1	8941	SAFETY OFFICER	JAMES L. AYUYU	5979	ES	UNG	40,000	76.92%	30,769	5,839	36,608
1	8941	SAFETY OFFICER	RAMON C. DELA CRUZ	3428	ES	UNG	44,000	76.92%	33,846	9,733	43,579
1	8941	SAFETY OFFICER	ZACARIAS . IGISOMAR	2654	ES	UNG	31,000	76.92%	23,846	1,824	25,670
1	1030	ST. ADDRESS & NUMBERING SUPV.	JANICE L. CELIS	2697	ES	UNG	42,000	76.92%	32,308	2,472	34,779
1	6247	STRAY DOG HANDLER	BENJAMIN PEDRO F. MARATITA	6081	ES	UNG	25,000	76.92%	19,231	1,471	20,702
1	6247	STRAY DOG HANDLER	CALVIN GIOVANNI A. BORJA	4570	ES	UNG	27,000	76.92%	20,769	5,074	25,843
1	6247	STRAY DOG HANDLER	ELDEN MICHAEL I. DELA CRUZ	4725	ES	UNG	27,000	76.92%	20,769	1,963	22,732
1	6247	STRAY DOG HANDLER	GLOYD C. MARTIN JR	2343	ES	UNG	28,000	76.92%	21,538	5,133	26,671
1	6247	STRAY DOG HANDLER	JOSEPH P. MAFNAS	5919	ES	UNG	28,000	76.92%	21,538	5,133	26,671
1	6247	STRAY DOG HANDLER	LEE MARK G. DELEON GUERRERO	2513	ES	UNG	37,000	76.92%	28,462	3,828	32,290
1	6247	STRAY DOG HANDLER	TOSHI S. TOGAWA	2548	ES	UNG	29,000	76.92%	22,308	2,599	24,907
1	1707	PUBLIC INFORMATION OFFICER	VACANT	5980	ES	UNG	1	76.92%	1	0	1
1	0265	RECEPTIONIST	VACANT	4360	ES	UNG	1	76.92%	1	0	1
									1,987,692	292,627	2,280,319

COMMONWEALTH OF THE NORTHERN MARIANA ISLANDS

DEPARTMENT: THIRD SENATORIAL DISTRICT

DIVISION: MAYOR NORTHERN ISLANDS

ORG: 14270100

ORG	OBJECT	DESCRIPTION	2022 ACTUAL	2023 ACTUAL	2024 BUDGET PL 23-09	2025 DEPARTMENT SUBMISSION	2025 GOVERNOR'S PROPOSAL
14270100	61000	WAGES & SALARIES	252,161	278,620	376,098	520,000	312,129
14270100	61020	HOLIDAY PAY	0	703	0	0	0
14270100	62000	FICA CONTRIBUTION	15,633	17,348	0	32,240	19,352
14270100	62010	MEDICARE CONTRIBUTION	3,656	4,057	0	7,540	4,526
14270100	62100	401K EMPLOYER CONTRIBUTION	2,839	1,385	0	2,760	7,585
14270100	62101	RETIREMENT CONTRIBUTIONS	0	0	0	28,043	0
14270100	62200	HEALTH INSURANCE PREMIUM	14,647	13,029	0	58,369	6,970
14270100	62211	PERSONNEL INSURANCE	1,300	937	0	9,360	646
TOTAL PERSONNEL			290,236	316,079	376,098	658,312	351,208
14270100	63000	PROFESSIONAL SERVICES	0	0	0	40,000	0
14270100	63001	OFFICIAL REPRESENTATION	0	0	0	500	0
14270100	63100	REPAIR AND MAINTENANCE	905	2,106	0	2,500	0
14270100	63200	PERSONNEL TRAINING COSTS	0	0	0	500	0
14270100	64080	DUES AND SUBSCRIPTIONS	0	0	0	3,000	0
14270100	64090	COMMUNICATIONS	1,271	2,565	0	5,000	0
14270100	64100	PRINTING AND PHOTOCOPYING	0	0	0	500	0
14270100	64110	ADVERTISING	0	0	0	500	0
14270100	64730	RENTAL-OFFICE EQUIPMENT	388	0	0	0	0
14270100	64790	RENTAL-OTHERS	22,500	0	0	50,000	0
14270100	64800	TRAVEL EXPENSES	820	0	0	15,000	0
14270100	65000	OFFICE SUPPLIES	509	132	0	500	0
14270100	65010	OPERATIONAL SUPPLIES	24,259	8,125	0	10,000	0
14270100	65020	FOOD ITEMS	0	3,406	0	10,000	0
14270100	65030	FUEL & LUBRICATE	2,793	1,795	0	10,000	0

COMMONWEALTH OF THE NORTHERN MARIANA ISLANDS

DEPARTMENT: THIRD SENATORIAL DISTRICT

DIVISION: MAYOR NORTHERN ISLANDS

ORG: 14270100

ORG	OBJECT	DESCRIPTION	2022 ACTUAL	2023 ACTUAL	2024 BUDGET PL 23-09	2025 DEPARTMENT SUBMISSION	2025 GOVERNOR'S PROPOSAL
14270100	65040	FURNITURE & FIXTURES	1,500	0	0	0	0
14270100	66000	CAPITAL ASSETS	16,176	304	0	0	0
14270100	66020	IMPROVEMENTS	0	0	0	50,000	0
14270100	66040	MACHINERY	0	5,956	0	0	0
14270100	66070	TECHNOLOGY EQUIP	0	0	0	1,000	0
14270100	69000	OTHER EXPENSES	0	0	3,845	0	0
TOTAL OTHER EXPENSES			71,121	24,389	3,845	199,000	0
14270100	64060	UTILITIES	1,000	0	0	7,000	0
TOTAL PERSONNEL, OTHER EXPENSES, AND UTILITIES			362,357	340,468	379,943	864,312	351,208
14270100	69010	PUBLIC AUDITOR 1% FEE	26,000	3,701	0	2,141	3,512
GRAND TOTAL			388,357	344,169	379,943	866,453	354,720
NUMBER OF POSITIONS			17	17	17	19	17

Budget Year: 2025

Department: Third Senatorial District
Division/Activity: Mayor Northern Islands
Org Code: 14270100

NOP	Job Class Code	Position	Employee	Employee Number	Personnel Status Code	Pay Grade/Step	Annual Salary	Allocation Percent	Allocation Salary	Total Fringe Benefits	Total
1	9094	MAYOR OF NORTHERN ISLANDS	VALENTINO N. TAISACAN JR	5891	EL	UNG	75,000	100.00%	75,000	8,738	83,738
1	8821	MAYOR'S ASSISTANT	LORNA I. OGUMORO-IGINOEF	3732	ES	UNG	41,000	87.50%	35,875	8,310	44,185
1	1144	ADMINISTRATIVE OFFICER	RAYZOR A. TEBUTEB	2282	ES	UNG	22,000	87.50%	19,250	1,473	20,723
1	1867	FIELD SUPERVISOR	MIGUEL TUMALIGH T. IGUEL	2507	ES	UNG	21,000	87.50%	18,375	1,406	19,781
1	2114	COMMUNITY DEVEL. SPECIALIST	ANTHONY J. SAURES	2571	ES	UNG	20,000	87.50%	17,500	2,039	19,539
1	2114	COMMUNITY DEVEL. SPECIALIST	JEROMY SUPRIANO R. TOPULEI	2650	ES	UNG	20,000	87.50%	17,500	1,339	18,839
1	2114	COMMUNITY DEVEL. SPECIALIST	JASPER L. SAURES	2665	ES	UNG	20,000	87.50%	17,500	1,339	18,839
1	1867	FIELD SUPERVISOR	EDWARD L. SAURES	2666	ES	UNG	21,000	87.50%	18,375	1,406	19,781
1	1867	FIELD SUPERVISOR	MARIANO LEONARDO D. SANTOS	2677	ES	UNG	21,000	87.50%	18,375	2,141	20,516
1	2114	COMMUNITY DEVEL. SPECIALIST	CHRISTOPHER L. KAIPAT	2704	ES	UNG	20,000	87.50%	17,500	1,339	18,839
1	1708	PROJECT MANAGER	PAUL C. SANTOS	3733	ES	UNG	27,000	87.50%	23,625	6,237	29,862
1	0147	EXECUTIVE SECRETARY	DORINA O. IGINOEF	4084	ES	UNG	22,000	87.50%	19,250	2,243	21,493
1	2114	COMMUNITY DEVELOPMENT SPECIALIST	JOSEPH S. ALDAN		ES	UNG	16,000	87.50%	14,000	1,071	15,071
1	3013	FIELD SUPERVISOR	VACANT		ES	UNG	1	87.50%	1	0	1
1	2610	COMMUNITY WORKER	VACANT		ES	UNG	1	87.50%	1	0	1
1	2114	COMMUNITY DEVELOPMENT SPECIALIST	VACANT		ES	UNG	1	87.50%	1	0	1
1	2610	COMMUNITY WORKER	VACANT		ES	UNG	1	87.50%	1	0	1
17									312,129	39,079	351,207

COMMONWEALTH OF THE NORTHERN MARIANA ISLANDS

DEPARTMENT: THIRD SENATORIAL DISTRICT

DIVISION: MUNICIPAL COUNCIL SAIPAN

ORG: 11710100

ORG	OBJECT	DESCRIPTION	2022 ACTUAL	2023 ACTUAL	2024 BUDGET PL 23-09	2025 DEPARTMENT SUBMISSION	2025 GOVERNOR'S PROPOSAL
11710100	61000	WAGES & SALARIES	55,177	91,933	130,321	195,566	114,286
11710100	61020	HOLIDAY PAY	0	3,178	0	0	
11710100	62000	FICA CONTRIBUTION	3,421	5,897	0	12,125	7,086
11710100	62010	MEDICARE CONTRIBUTION	800	1,379	0	2,836	1,657
11710100	62211	PERSONNEL INSURANCE	874	644	0	3,520	695
TOTAL PERSONNEL			60,272	103,032	130,321	214,047	123,724
11710100	63000	PROFESSIONAL SERVICES	0	0	0	100	0
11710100	63001	OFFICIAL REPRESENTATION	0	0	0	25,000	0
11710100	63100	REPAIR AND MAINTENANCE	0	536	0	10,000	0
11710100	63200	PERSONNEL TRAINING COSTS	0	0	0	10,000	0
11710100	64000	ADMINISTRATIVE COSTS	0	0	0	5,000	0
11710100	64040	LICENSES AND FEES	0	0	0	100	0
11710100	64080	DUES AND SUBSCRIPTIONS	0	0	0	5,400	0
11710100	64100	PRINTING AND PHOTOCOPYING	0	708	0	6,000	0
11710100	64110	ADVERTISING	0	0	0	1,500	0
11710100	64730	RENTAL-OFFICE EQUIPMENT	0	0	0	1,500	0
11710100	64800	TRAVEL EXPENSES	0	52	0	20,000	0
11710100	64900	OTHER SERVICES & CHARGES	0	4,201	0	0	0
11710100	65000	OFFICE SUPPLIES	0	720	0	2,000	0
11710100	65010	OPERATIONAL SUPPLIES	-1,200	3,057	0	2,000	0
11710100	65030	FUEL & LUBRICATE	0	0	0	7,500	0
11710100	66000	CAPITAL ASSETS	0	292	0	0	0
11710100	66040	MACHINERY	0	0	0	0	0
11710100	66060	VEHICLES	0	0	0	36,000	0

COMMONWEALTH OF THE NORTHERN MARIANA ISLANDS

DEPARTMENT: THIRD SENATORIAL DISTRICT
DIVISION: MUNICIPAL COUNCIL SAIPAN
ORG: 11710100

ORG	OBJECT	DESCRIPTION	2022 ACTUAL	2023 ACTUAL	2024 BUDGET PL 23-09	2025 DEPARTMENT SUBMISSION	2025 GOVERNOR'S PROPOSAL
11710100	66070	TECHNOLOGY EQUIP	0	0	0	5,000	0
11710100	69000	OTHER EXPENSES	0	3,387	1,338	0	0
TOTAL OTHER EXPENSES			-1,200	12,953	1,338	137,100	0
11710100	64060	UTILITIES	0	2,052	0	11,000	0
TOTAL PERSONNEL, OTHER EXPENSES, AND UTILITIES			59,072	118,037	131,659	362,147	123,724
11710100	69010	PUBLIC AUDITOR 1% FEE	3,765	1,385	1,317	3,854	1,237
GRAND TOTAL			62,837	119,422	132,976	366,001	124,961
NUMBER OF POSITIONS			5	5	5	5	5

Budget Year: 2025

Department: Third Senatorial District
Division/Activity: Municipal Council Saipan
Org Code: 11710100

NOP	Job Class Code	Position	Employee	Employee Number	Personnel Status Code	Pay Grade/Step	Annual Salary	Allocation Percent	Allocation Salary	Total Fringe Benefits	Total
1	0900	ADMINISTRATIVE SUPPORT STAFF	CARLEY V. LANIYO	779	ES	UNG	27,000	87.50%	23,625	1,807	25,432
1	1017	ADMINISTRATIVE OFFICER III	FRANCES C. MUNA	3170	FT	PL15/9	44,113	87.50%	38,599	3,648	42,246
1	9450	MAINTENANCE	DONALD C. CRISOSTOMO	4505	ES	UNG	21,500	87.50%	18,813	1,439	20,252
1	0401	ADMINISTRATIVE ASSISTANT	DONNA E. CABRERA	5556	ES	UNG	20,000	87.50%	17,500	1,339	18,839
1	0907	CLERK	LYNN T. SABLAN	5963	ES	UNG	18,000	87.50%	15,750	1,205	16,955
5									114,286	9,438	123,724

COMMONWEALTH OF THE NORTHERN MARIANA ISLANDS

DEPARTMENT: BOARDS AND COMMISSIONS

DIVISION: CIVIL SERVICE COMMISSION

ORG: 11110700

ORG	OBJECT	DESCRIPTION	2022 ACTUAL	2023 ACTUAL	2024 BUDGET PL 23-09	2025 DEPARTMENT SUBMISSION	2025 GOVERNOR'S PROPOSAL
11110700	61000	WAGES & SALARIES	49,255	72,503	97,174	105,187	88,783
11110700	61020	HOLIDAY PAY	0	1,589	0	0	0
11110700	62000	FICA CONTRIBUTION	3,054	4,594	0	6,522	5,505
11110700	62010	MEDICARE CONTRIBUTION	714	1,074	0	1,525	1,287
11110700	62100	401K EMPLOYER CONTRIBUTION	0	857	0	4,207	1,270
11110700	62200	HEALTH INSURANCE PREMIUM	0	10,379	0	22,302	11,151
11110700	62211	PERSONNEL INSURANCE	633	696	0	1,893	1,027
TOTAL PERSONNEL			53,655	91,693	97,174	141,636	109,023
11110700	63000	PROFESSIONAL SERVICES	0	0	0	120,000	0
11110700	63100	REPAIR AND MAINTENANCE	1,940	0	0	1,000	0
11110700	63200	PERSONNEL TRAINING COSTS	3,982	0	0	20,000	0
11110700	63300	CLEANING SERVICES	1,615	0	0	4,000	0
11110700	64080	DUES AND SUBSCRIPTIONS	3,500	0	0	3,250	0
11110700	64090	COMMUNICATIONS	1,372	0	0	3,400	0
11110700	64100	PRINTING AND PHOTOCOPYING	0	0	0	500	0
11110700	64720	RENTAL-OFFICES	37,600	12,000	0	12,000	0
11110700	64800	TRAVEL EXPENSES	21,780	4,171	0	40,000	0
11110700	65010	OPERATIONAL SUPPLIES	2,423	304	0	3,000	0
11110700	65030	FUEL & LUBRICATE	865	0	0	720	0
11110700	65040	FURNITURE & FIXTURES	1,598	0	0	0	0
11110700	66070	TECHNOLOGY EQUIP	0	0	0	2,000	0
11110700	66900	NON-CAPITAL ASSETS	1,408	0	0	0	0
11110700	69000	OTHER EXPENSES	0	0	1,000	20,000	0

COMMONWEALTH OF THE NORTHERN MARIANA ISLANDS

DEPARTMENT: BOARDS AND COMMISSIONS

DIVISION: CIVIL SERVICE COMMISSION

ORG: 11110700

ORG	OBJECT	DESCRIPTION	2022 ACTUAL	2023 ACTUAL	2024 BUDGET PL 23-09	2025 DEPARTMENT SUBMISSION	2025 GOVERNOR'S PROPOSAL
TOTAL OTHER EXPENSES			78,082	16,475	1,000	229,870	0
11110700	64060	UTILITIES	1,609	0	0	6,000	0
TOTAL PERSONNEL, OTHER EXPENSES, AND UTILITIES			133,347	108,168	98,174	377,506	109,023
11110700	69010	PUBLIC AUDITOR 1% FEE	789	949	0	0	1,090
GRAND TOTAL			134,136	109,116	98,174	377,506	110,113
NUMBER OF POSITIONS			2	2	2	2	2

Budget Year: 2025

Department: Boards and Commissions
Division/Activity: Civil Service Commission
Org Code: 11110700

NOP	Job Class Code	Position	Employee	Employee Number	Personnel Status Code	Pay Grade/Step	Annual Salary	Allocation Percent	Allocation Salary	Total Fringe Benefits	Total
1	1013	EXECUTIVE ASSISTANT	TERESA BORJA	3723	FT	PL20/12	65,175	87.5%	57,028	16,540	73,568
1	0147	EXECUTIVE SECRETARY	KADIANNE S. MANGARERO	3829	FT	PL14/6	36,292	87.5%	31,755	3,699	35,455
2									88,783	20,240	109,023

COMMONWEALTH OF THE NORTHERN MARIANA ISLANDS

DEPARTMENT: BOARDS AND COMMISSIONS
DIVISION: OFFICE OF PERSONNEL MANAGEMENT SAIPAN
ORG: 11111100

ORG	OBJECT	DESCRIPTION	2022	2023	2024	2025	2025
			ACTUAL	ACTUAL	BUDGET PL 23-09	DEPARTMENT SUBMISSION	GOVERNOR'S PROPOSAL
11111100	61000	WAGES & SALARIES	373,036	588,448	709,259	899,726	646,662
11111100	61020	HOLIDAY PAY	0	14,378	0	0	0
11111100	61200	BOARD & OTHER COMPENSATION	8,392	0	0	7,133	0
11111100	62000	FICA CONTRIBUTION	23,648	37,376	0	55,783	40,092
11111100	62010	MEDICARE CONTRIBUTION	5,531	8,741	0	13,046	9,377
11111100	62100	401K EMPLOYER CONTRIBUTION	3,093	4,808	0	6,330	5,236
11111100	62200	HEALTH INSURANCE PREMIUM	41,019	61,040	0	43,385	61,681
11111100	62211	PERSONNEL INSURANCE	4,852	6,614	0	16,195	7,518
TOTAL PERSONNEL			459,572	721,404	709,259	1,041,598	770,566
11111100	63000	PROFESSIONAL SERVICES	6,000	0	0	0	0
11111100	63100	REPAIR AND MAINTENANCE	2,964	0	0	3,000	0
11111100	63200	PERSONNEL TRAINING COSTS	0	0	0	30,000	0
11111100	63300	CLEANING SERVICES	741	0	0	0	0
11111100	64080	DUES AND SUBSCRIPTIONS	70	0	0	0	0
11111100	64090	COMMUNICATIONS	555	0	0	5,400	0
11111100	64100	PRINTING AND PHOTOCOPYING	1,965	0	0	3,500	0
11111100	64110	ADVERTISING	76	0	0	0	0
11111100	64720	RENTAL-OFFICES	26,000	60,000	0	60,000	0
11111100	64790	RENTAL-OTHERS	0	0	0	5,900	0
11111100	64800	TRAVEL EXPENSES	2,449	160	0	0	0
11111100	65000	OFFICE SUPPLIES	0	0	0	5,000	0
11111100	65010	OPERATIONAL SUPPLIES	2,243	0	0	3,500	0
11111100	65030	FUEL & LUBRICATE	0	0	0	600	0

COMMONWEALTH OF THE NORTHERN MARIANA ISLANDS

DEPARTMENT: BOARDS AND COMMISSIONS
DIVISION: OFFICE OF PERSONNEL MANAGEMENT SAIPAN
ORG: 11111100

ORG	OBJECT	DESCRIPTION	2022 ACTUAL	2023 ACTUAL	2024	2025	2025
					BUDGET PL 23-09	DEPARTMENT SUBMISSION	GOVERNOR'S PROPOSAL
11111100	65040	FURNITURE & FIXTURES	899	0	0	0	0
11111100	65900	FREIGHT AND HANDLING	0	0	0	500	0
11111100	66000	CAPITAL ASSETS	9,184	0	0	0	0
11111100	66900	NON-CAPITAL ASSETS	1,500	0	0	0	0
11111100	69000	OTHER EXPENSES	0	0	7,295	0	0
TOTAL OTHER EXPENSES			54,645	60,160	7,295	117,400	0
11111100	64060	UTILITIES	0	0	0	27,600	0
TOTAL PERSONNEL, OTHER EXPENSES, AND UTILITIES			514,217	781,564	716,554	1,186,598	770,566
11111100	69010	PUBLIC AUDITOR 1% FEE	1,467	7,221	0	11,866	7,706
GRAND TOTAL			515,684	788,785	716,554	1,198,464	778,272
NUMBER OF POSITIONS			20	24	18	21	19

Budget Year: 2025

Department: Boards and Commissions
Division/Activity: Office of Personnel Management - Saipan
Org Code: 11111100

NOP	Job Class Code	Position	Employee	Employee Number	Personnel Status Code	Pay Grade/Step	Annual Salary	Allocation Percent	Allocation Salary	Total Fringe Benefits	Total
1	9051	DIRECTOR OF PERSONNEL	VACANT		AP	UNG	65,000	87.5%	56,875	4,351	61,226
1	1016	ADMINISTRATIVE OFFICER II	ANTONINETTE S. AGUON	1211	FT	PL13/3	29,857	87.5%	26,125	1,999	28,124
1	1670	ALCHOL DRUG FREE WRKPLACE COOR	ROMEO X. CUELLAR	1003	FT	PL17/4	38,106	87.5%	33,343	7,370	40,713
1	1109	CHIEF CLASIFICATION COMPENSATI	GUILLERMA B. PETERS	1055	FT	PL20/12	65,175	87.5%	57,028	8,874	65,902
1	1120	CHIEF EMPLOYMENT DEV. STAFFING	JOSEPH M. PANGELINAN	1005	FT	PL20/12	65,175	87.5%	57,028	14,814	71,842
1	1114	CHIEF EMPLOYMNT EMPLOYEE RLATION	SEBASTIAN R. DELEON GUERRERO	1203	FT	PL20/10	59,116	87.5%	51,726	16,039	67,765
1	1157	CHIEF REGULATORY & COMPLIANCE	MARLENE C. CRUZ	1240	FT	PL20/7	51,066	87.5%	44,683	14,569	59,252
1	1506	HRM LEAD SPECIALIST	PORSCHÉ P. MASGA	5547	PB	PL15/7	40,012	87.5%	35,010	10,452	45,462
1	1479	HUMAN RESOURCE SPECIALIST	VENETIA ISA H. ATALIG	5704	ES	UNG	1	87.5%	1	0	1
1	1478	HR SUPPORT	SARA DELFINA W. FLORES	5705	ES	UNG	1	87.5%	1	0	1
1	1014	MANAGER, ADMINSTRTRIVE SERVICES	BERNADITA C. SABLAN	1039	FT	PL18/10	53,620	87.5%	46,917	4,434	51,351
1	1489	PERSONNEL ASSISTANT I	GEORALYN LIXAN D. BLAS	1108	FT	PL03/3	18,330	87.5%	16,039	1,516	17,554
1	1490	PERSONNEL ASSISTANT II	LANERVA T. PANGELINAN	1195	FT	PL05/5	22,280	87.5%	19,495	1,842	21,337
1	1500	PERSONNEL SPECIALIST I	LARISSA A. ADA	3802	FT	PL11/7	32,918	87.5%	28,803	2,722	31,525
1	1501	PERSONNEL SPECIALIST II	MELINA R. SALAS	3983	PB	PL13/4	31,350	87.5%	27,431	2,099	29,530
1	1502	PERSONNEL SPECIALIST III	ERIN RITA P. SONODA	1255	FT	PL15/6	38,106	87.5%	33,343	14,302	47,645
1	1502	PERSONNEL SPECIALIST III	EVELYNA H. SOMORANG	1019	FT	PL15/5	36,292	87.5%	31,755	3,001	34,756
1	1502	PERSONNEL SPECIALIST III	MARIE T. MUNA	1123	FT	PL15/10	46,319	87.5%	40,529	6,585	47,114
1	1503	PERSONNEL SPECIALIST IV	MAXIMA B. CRUZ	1029	FT	PL17/8	46,319	87.5%	40,529	8,936	49,465
19									646,662	123,904	770,566

COMMONWEALTH OF THE NORTHERN MARIANA ISLANDS

DEPARTMENT: BOARDS AND COMMISSIONS
DIVISION: OFFICE OF PERSONNEL MANAGEMENT TINIAN
ORG: 13111100

ORG	OBJECT	DESCRIPTION	2022	2023	2024	2025	2025
			ACTUAL	ACTUAL	BUDGET PL 23-09	DEPARTMENT SUBMISSION	GOVERNOR'S PROPOSAL
13111100	61000	WAGES & SALARIES	22,432	24,449	28,595	53,126	26,125
13111100	61020	HOLIDAY PAY	0	345	0	0	0
13111100	62000	FICA CONTRIBUTION	1,391	1,537	0	3,294	1,620
13111100	62010	MEDICARE CONTRIBUTION	325	360	0	770	379
13111100	62100	401K EMPLOYER CONTRIBUTION	847	978	0	1,317	1,045
13111100	62200	HEALTH INSURANCE PREMIUM	11,567	13,619	0	11,151	11,151
13111100	62211	PERSONNEL INSURANCE	371	429	0	956	470
TOTAL PERSONNEL			36,932	41,715	28,595	70,614	40,790
13111100	63100	REPAIR AND MAINTENANCE	0	0	0	500	0
13111100	64090	COMMUNICATIONS	0	0	0	2,500	0
13111100	64720	RENTAL-OFFICES	4,000	7,600	0	7,200	0
13111100	65000	OFFICE SUPPLIES	0	0	0	500	0
13111100	65010	OPERATIONAL SUPPLIES	0	0	0	350	0
13111100	69000	OTHER EXPENSES	0	0	294	0	0
TOTAL OTHER EXPENSES			4,000	7,600	294	11,050	0
13111100	64060	UTILITIES	0	0	0	0	0
TOTAL PERSONNEL, OTHER EXPENSES, AND UTILITIES			40,932	49,315	28,889	81,664	40,790
13111100	69010	PUBLIC AUDITOR 1% FEE	455	279	0	817	408
GRAND TOTAL			41,387	49,595	28,889	82,481	41,198
NUMBER OF POSITIONS			2	2	1	2	1

Budget Year: 2025

Department: Boards and Commissions
Division/Activity: Office of Personnel Management - Tinian
Org Code: 13111100

NOP	Job Class Code	Position	Employee	Employee Number	Personnel Status Code	Pay Grade/Step	Annual Salary	Allocation Percent	Allocation Salary	Total Fringe Benefits	Total
1	1501	PERSONNEL SPECIALIST II	JOANNA C. ALDAN	3667	FT	PL13/3	29,857	87.5%	26,125	14,665	40,790
1									26,125	14,665	40,790

COMMONWEALTH OF THE NORTHERN MARIANA ISLANDS

DEPARTMENT: BOARDS AND COMMISSIONS
DIVISION: OFFICE OF PERSONNEL MANAGEMENT ROTA
ORG: 12111100

ORG	OBJECT	DESCRIPTION	2022	2023	2024	2025	2025
			ACTUAL	ACTUAL	BUDGET PL 23-09	DEPARTMENT SUBMISSION	GOVERNOR'S PROPOSAL
12111100	61000	WAGES & SALARIES	41,098	44,696	54,925	63,231	50,184
12111100	61020	HOLIDAY PAY	0	515	0	0	0
12111100	62000	FICA CONTRIBUTION	2,548	2,803	0	3,920	3,111
12111100	62010	MEDICARE CONTRIBUTION	596	656	0	917	728
12111100	62200	HEALTH INSURANCE PREMIUM	0	10,619	0	11,151	11,151
12111100	62211	PERSONNEL INSURANCE	470	553	0	1,138	600
TOTAL PERSONNEL			44,713	59,841	54,925	80,358	65,774
12111100	63100	REPAIR AND MAINTENANCE	0	0	0	500	0
12111100	64090	COMMUNICATIONS	0	0	0	2,700	0
12111100	64720	RENTAL-OFFICES	0	0	0	12,000	0
12111100	65000	OFFICE SUPPLIES	0	0	0	500	0
12111100	65010	OPERATIONAL SUPPLIES	0	0	0	350	0
12111100	65900	FREIGHT AND HANDLING	42	0	0	0	0
12111100	69000	OTHER EXPENSES	0	0	565	0	0
TOTAL OTHER EXPENSES			42	0	565	16,050	0
12111100	64060	UTILITIES	0	0	0	0	0
TOTAL PERSONNEL, OTHER EXPENSES, AND UTILITIES			44,755	59,841	55,490	96,408	65,774
12111100	69010	PUBLIC AUDITOR 1% FEE	1,629	536	0	964	658
GRAND TOTAL			46,384	60,378	55,490	97,372	66,432
NUMBER OF POSITIONS			2	2	2	2	2

Budget Year: 2025

Department: Boards and Commissions
Division/Activity: Office of Personnel Management - Rota
Org Code: 12111100

NOP	Job Class Code	Position	Employee	Employee Number	Personnel Status Code	Pay Grade/Step	Annual Salary	Allocation Percent	Allocation Salary	Total Fringe Benefits	Total
1	0256	PERSONNEL CLERK	MARIEL O. OGO	3690	FT	PL02/5	19,246	87.5%	16,841	1,288	18,129
1	1502	PERSONNEL SPECIALIST III	TINA MARIE S. MESNGON	3743	FT	PL15/6	38,106	87.5%	33,343	14,302	47,645
2									50,184	15,590	65,774

COMMONWEALTH OF THE NORTHERN MARIANA ISLANDS

DEPARTMENT: BOARDS AND COMMISSIONS
DIVISION: COMMONWEALTH ELECTION COMMISSION
ORG: 11110200

ORG	OBJECT	DESCRIPTION	2022 ACTUAL	2023 ACTUAL	2024	2025	2025
					BUDGET PL 23-09	DEPARTMENT SUBMISSION	GOVERNOR'S PROPOSAL
11110200	61000	WAGES & SALARIES	26,548	138,343	183,876	150,000	170,625
11110200	61010	OVERTIME COMPENSATION	2,443	7,055	0	30,000	0
11110200	61020	HOLIDAY PAY	0	5,913	0	0	0
11110200	61200	BOARD & OTHER COMPENSATION	0	1,050	0	25,000	0
11110200	62000	FICA CONTRIBUTION	1,797	9,388	0	9,300	10,579
11110200	62010	MEDICARE CONTRIBUTION	420	2,195	0	2,175	2,474
11110200	62100	401K EMPLOYER CONTRIBUTION	998	4,499	0	4,075	4,900
11110200	62200	HEALTH INSURANCE PREMIUM	7,282	27,650	0	25,787	25,787
11110200	62211	PERSONNEL INSURANCE	395	567	0	1,834	866
TOTAL PERSONNEL			39,884	196,661	183,876	248,171	215,231
11110200	63000	PROFESSIONAL SERVICES	0	0	0	72,600	0
11110200	63100	REPAIR AND MAINTENANCE	4,887	0	0	15,000	0
11110200	63200	PERSONNEL TRAINING COSTS	0	0	0	20,000	0
11110200	63300	CLEANING SERVICES	0	320	0	0	0
11110200	63400	RECRUITMENT/REPATRIATION	0	0	0	240,000	0
11110200	64090	COMMUNICATIONS	0	0	0	20,000	0
11110200	64100	PRINTING AND PHOTOCOPYING	1,420	565	0	40,000	0
11110200	64110	ADVERTISING	0	0	0	10,000	0
11110200	64700	RENTAL-VEHICLES	0	0	0	10,000	0
11110200	64790	RENTAL-OTHERS	0	0	0	60,000	0
11110200	64800	TRAVEL EXPENSES	2,183	342	0	30,000	0
11110200	65000	OFFICE SUPPLIES	0	44	0	10,000	0
11110200	65010	OPERATIONAL SUPPLIES	0	357	0	20,000	0

COMMONWEALTH OF THE NORTHERN MARIANA ISLANDS

DEPARTMENT: BOARDS AND COMMISSIONS
DIVISION: COMMONWEALTH ELECTION COMMISSION
ORG: 11110200

ORG	OBJECT	DESCRIPTION	2022 ACTUAL	2023 ACTUAL	2024 BUDGET PL 23-09	2025 DEPARTMENT SUBMISSION	2025 GOVERNOR'S PROPOSAL
11110200	65020	FOOD ITEMS	0	0	0	15,000	0
11110200	65030	FUEL & LUBRICATE	0	0	0	10,000	0
11110200	65900	FREIGHT AND HANDLING	0	0	0	25,000	0
11110200	66070	TECHNOLOGY EQUIP	0	0	0	60,000	0
11110200	69000	OTHER EXPENSES	0	3,115	1,891	0	0
TOTAL OTHER EXPENSES			8,490	4,744	1,891	657,600	0
11110200	64060	UTILITIES	0	0	0	24,000	0
TOTAL PERSONNEL, OTHER EXPENSES, AND UTILITIES			48,375	201,404	185,767	929,771	215,231
11110200	69010	PUBLIC AUDITOR 1% FEE	1,430	1,795	0	11,051	2,152
GRAND TOTAL			49,804	203,200	185,767	940,822	217,383
NUMBER OF POSITIONS			6	6	6	6	6

Budget Year: 2025

Department: Boards and Commissions
Division/Activity: Commonwealth Election Commission
Org Code: 11110200

NOP	Job Class Code	Position	Employee	Employee Number	Personnel Status Code	Pay Grade/Step	Annual Salary	Allocation Percent	Allocation Salary	Total Fringe Benefits	Total
1	9075	EXECUTIVE DIRECTOR	KAYLA S. IGITOL	3665	AP	UNG	55,000	87.5%	48,125	17,624	65,749
1	1144	ADMINISTRATIVE OFFICER	AMBROSIO JOAQUIN LISUA	3810	ES	UNG	35,000	87.5%	30,625	7,053	37,678
1	1808	ADMINISTRATIVE SPECIALIST	JOELYN FRANCES MADALYN L. MAGOFNA	1828	ES	UNG	30,000	87.5%	26,250	2,008	28,258
1	2913	COMMUNITY COORDINATOR	BENWACHI N. TAISAKAN	3757	ES	UNG	25,000	87.5%	21,875	1,673	23,548
1	1970	ELECTION REGISTER CLERK	ASHLEY MONIQUE B. BORNILLA	3824	ES	UNG	25,000	87.5%	21,875	2,548	24,423
1	1970	ELECTION REGISTER CLERK	CHRISTINA K. NORITA	3758	ES	UNG	25,000	87.5%	21,875	13,700	35,575
6									170,625	44,606	215,231

COMMONWEALTH OF THE NORTHERN MARIANA ISLANDS

DEPARTMENT: BOARDS AND COMMISSIONS
DIVISION: BOARD OF PROFESSIONAL LICENSING
ORG: 11110500

ORG	OBJECT	DESCRIPTION	2022	2023	2024	2025	2025
			ACTUAL	ACTUAL	BUDGET PL 23-09	DEPARTMENT SUBMISSION	GOVERNOR'S PROPOSAL
11110500	61000	WAGES & SALARIES	62,104	49,173	78,799	118,572	71,995
11110500	61020	HOLIDAY PAY	0	316	0	0	0
11110500	62000	FICA CONTRIBUTION	3,851	3,068	0	7,351	4,464
11110500	62010	MEDICARE CONTRIBUTION	900	718	0	1,719	1,044
11110500	62100	401K EMPLOYER CONTRIBUTION	612	1,127	0	2,343	2,100
11110500	62101	RETIREMENT CONTRIBUTIONS	0	0	0	22,434	0
11110500	62200	HEALTH INSURANCE PREMIUM	0	0	0	21,779	0
11110500	62211	PERSONNEL INSURANCE	466	366	0	2,134	945
TOTAL PERSONNEL			67,932	54,769	78,799	176,332	80,548
11110500	63300	CLEANING SERVICES	1,080	720	0	0	0
11110500	64040	LICENSES AND FEES	125	0	0	0	0
11110500	64080	DUES AND SUBSCRIPTIONS	8,514	0	0	0	0
11110500	64090	COMMUNICATIONS	1,325	666	0	0	0
11110500	64100	PRINTING AND PHOTOCOPYING	879	462	0	0	0
11110500	64110	ADVERTISING	0	135	0	0	0
11110500	64900	OTHER SERVICES & CHARGES	660	0	0	0	0
11110500	65010	OPERATIONAL SUPPLIES	138	0	0	0	0
11110500	65030	FUEL & LUBRICATE	1,150	0	0	0	0
11110500	69000	OTHER EXPENSES	0	0	811	0	0
TOTAL OTHER EXPENSES			13,871	1,983	811	0	0
11110500	64060	UTILITIES	112	0	0	0	0
TOTAL PERSONNEL, OTHER EXPENSES, AND UTILITIES			81,916	56,752	79,610	176,332	80,548

COMMONWEALTH OF THE NORTHERN MARIANA ISLANDS

DEPARTMENT: BOARDS AND COMMISSIONS
DIVISION: BOARD OF PROFESSIONAL LICENSING
ORG: 11110500

ORG	OBJECT	DESCRIPTION	2022 ACTUAL	2023 ACTUAL	2024 BUDGET PL 23-09	2025 DEPARTMENT SUBMISSION	2025 GOVERNOR'S PROPOSAL
11110500	69010	PUBLIC AUDITOR 1% FEE	962	1,134	0	1,763	805
GRAND TOTAL			82,878	57,885	79,610	178,095	81,353
NUMBER OF POSITIONS			3	3	2	3	2

Budget Year: 2025

Department: Boards and Commissions
Division/Activity: Board of Professional Licensing
Org Code: 11110500

NOP	Job Class Code	Position	Employee	Employee Number	Personnel Status Code	Pay Grade/Step	Annual Salary	Allocation Percent	Allocation Salary	Total Fringe Benefits	Total
1	9075	EXECUTIVE DIRECTOR	ESTHER S. FLEMING	721	ES	UNG	60,000	87.5%	52,500	7,061	59,561
1	0023	ADMINISTRATIVE ASSISTANT	GERALENE L. YAROFALPIY	3752	FT	PL05/5	22,280	87.5%	19,495	1,491	20,986
									71,995	8,553	80,548

COMMONWEALTH OF THE NORTHERN MARIANA ISLANDS

DEPARTMENT: BOARDS AND COMMISSIONS
DIVISION: COMMONWEALTH PUBLIC UTILITIES COMMISSION
ORG: 11110800

ORG	OBJECT	DESCRIPTION	2022 ACTUAL	2023 ACTUAL	2024 BUDGET PL 23-09	2025 DEPARTMENT SUBMISSION	2025 GOVERNOR'S PROPOSAL
11110800	61000	WAGES & SALARIES	0	0	65,354	0	43,750
11110800	62000	FICA CONTRIBUTION	0	0	0	0	2,713
11110800	62010	MEDICARE CONTRIBUTION	0	0	0	0	634
TOTAL PERSONNEL			0	0	65,354	0	47,097
11110800	69000	OTHER EXPENSES	0	0	667	0	0
TOTAL OTHER EXPENSES			0	0	667	0	0
11110800	64060	UTILITIES	0	0	0	0	0
TOTAL PERSONNEL, OTHER EXPENSES, AND UTILITIES			0	0	66,021	0	47,097
11110800	69010	PUBLIC AUDITOR 1% FEE	244	674	0	0	471
GRAND TOTAL			244	674	66,021	0	47,568
NUMBER OF POSITIONS			1	1	1	0	1

Budget Year: 2025

Department: Boards and Commissions
Division/Activity: Commonwealth Public Utilities
Org Code: 11110800

NOP	Job Class Code	Position	Employee	Employee Number	Personnel Status Code	Pay Grade/Step	Annual Salary	Allocation Percent	Allocation Salary	Total Fringe Benefits	Total
1	9190	EXECUTIVE DIRECTOR	VACANT		AP	UNG	50,000	87.5%	43,750	3,347	47,097
1									43,750	3,347	47,097

COMMONWEALTH OF THE NORTHERN MARIANA ISLANDS

DEPARTMENT: BOARDS AND COMMISSIONS
DIVISION: COMMONWEALTH CASINO COMMISSION
ORG: 11111200

ORG	OBJECT	DESCRIPTION	2022 ACTUAL	2023 ACTUAL	2024 BUDGET PL 23-09	2025 DEPARTMENT SUBMISSION	2025 GOVERNOR'S PROPOSAL
11111200	61000	WAGES & SALARIES	0	0	1	0	1
11111200	61200	BOARD & OTHER COMPENSATION	275,166	108,333	0	0	0
TOTAL PERSONNEL			275,166	108,333	1	0	1
11111200	63100	REPAIR AND MAINTENANCE	3,806	1,612	0	0	0
11111200	64050	INSURANCE	1,352	0	0	0	0
11111200	64080	DUES AND SUBSCRIPTIONS	491	60	0	0	0
11111200	64090	COMMUNICATIONS	10,942	3,442	0	0	0
11111200	64100	PRINTING AND PHOTOCOPYING	2,262	921	0	0	0
11111200	64110	ADVERTISING	1,255	0	0	0	0
11111200	64800	TRAVEL EXPENSES	7,810	6,092	0	0	0
11111200	65000	OFFICE SUPPLIES	359	317	0	0	0
11111200	65010	OPERATIONAL SUPPLIES	702	251	0	0	0
11111200	65020	FOOD ITEMS	533	286	0	0	0
11111200	65030	FUEL & LUBRICATE	1,045	126	0	0	0
11111200	69000	OTHER EXPENSES	0	0	1	0	1
TOTAL OTHER EXPENSES			30,557	13,106	1	0	1
11111200	64060	UTILITIES	22,659	7,911	0	0	0
TOTAL PERSONNEL, OTHER EXPENSES, AND UTILITIES			328,382	129,350	2	0	2
11111200	69010	PUBLIC AUDITOR 1% FEE	0	0	0	0	0
GRAND TOTAL			328,382	129,350	2	0	2
NUMBER OF POSITIONS			0	0	0	0	0

COMMONWEALTH OF THE NORTHERN MARIANA ISLANDS

DEPARTMENT: BOARDS AND COMMISSIONS
DIVISION: COMMONWEALTH CANNABIS COMMISSION
ORG: 11110900

ORG	OBJECT	DESCRIPTION	2022	2023	2024	2025	2025
			ACTUAL	ACTUAL	BUDGET PL 23-09	DEPARTMENT SUBMISSION	GOVERNOR'S PROPOSAL
11110900	61000	WAGES & SALARIES	25,769	26,252	113,007	230,000	103,250
11110900	61020	HOLIDAY PAY	0	785	0	0	0
11110900	62000	FICA CONTRIBUTION	1,598	1,676	0	14,260	6,401
11110900	62010	MEDICARE CONTRIBUTION	374	392	0	3,335	1,497
11110900	62100	401K EMPLOYER CONTRIBUTION	0	591	0	0	1,330
11110900	62200	HEALTH INSURANCE PREMIUM	5,150	0	0	0	14,636
11110900	62211	PERSONNEL INSURANCE	0	278	0	4,140	599
TOTAL PERSONNEL			32,890	29,973	113,007	251,735	127,713
11110900	63001	OFFICIAL REPRESENTATION	0	0	0	5,000	0
11110900	63100	REPAIR AND MAINTENANCE	0	0	0	5,000	0
11110900	64040	LICENSES AND FEES	0	0	0	150,000	0
11110900	64080	DUES AND SUBSCRIPTIONS	0	0	0	300	0
11110900	64090	COMMUNICATIONS	0	0	0	3,500	0
11110900	64100	PRINTING AND PHOTOCOPYING	0	0	0	1,500	0
11110900	64110	ADVERTISING	0	0	0	2,000	0
11110900	64730	RENTAL-OFFICE EQUIPMENT	0	0	0	1,000	0
11110900	64790	RENTAL-OTHERS	0	0	0	1,000	0
11110900	64800	TRAVEL EXPENSES	0	0	0	24,000	0
11110900	65000	OFFICE SUPPLIES	0	0	0	1,000	0
11110900	65010	OPERATIONAL SUPPLIES	0	0	0	5,000	0
11110900	65030	FUEL & LUBRICATE	0	0	0	1,700	0
11110900	65040	FURNITURE & FIXTURES	0	0	0	5,000	0
11110900	66020	IMPROVEMENTS	0	0	0	3,000	0

COMMONWEALTH OF THE NORTHERN MARIANA ISLANDS

DEPARTMENT: BOARDS AND COMMISSIONS
DIVISION: COMMONWEALTH CANNABIS COMMISSION
ORG: 11110900

ORG	OBJECT	DESCRIPTION	2022 ACTUAL	2023 ACTUAL	2024 BUDGET PL 23-09	2025 DEPARTMENT SUBMISSION	2025 GOVERNOR'S PROPOSAL
11110900	66060	VEHICLES	0	0	0	50,000	0
11110900	66070	TECHNOLOGY EQUIP	0	0	0	10,000	0
11110900	69000	OTHER EXPENSES	0	0	1,162	15,000	0
TOTAL OTHER EXPENSES			0	0	1,162	284,000	0
11110900	64060	UTILITIES	0	0	0	4,000	0
TOTAL PERSONNEL, OTHER EXPENSES, AND UTILITIES			32,890	29,973	114,169	539,735	127,713
11110900	69010	PUBLIC AUDITOR 1% FEE	466	468	0	2,376	1,277
GRAND TOTAL			33,356	30,441	114,169	542,111	128,990
NUMBER OF POSITIONS			3	3	3	6	3

Budget Year: 2025

Department: Boards and Commissions
Division/Activity: Commonwealth Cannabis Commission
Org Code: 11110900

NOP	Job Class Code	Position	Employee	Employee Number	Personnel Status Code	Pay Grade/Step	Annual Salary	Allocation Percent	Allocation Salary	Total Fringe Benefits	Total
1	9336	MANAGING DIR., CANNABIS COMM.	MIKIOTTI N. EVANGELISTA	4362	ES	UNG	50,000	87.5%	43,750	6,832	50,582
1	1912	EXECUTIVE SECRETARY	NATASHA ANN MARIE M. PALACIOS	5722	ES	UNG	30,000	87.5%	26,250	2,008	28,258
1	0104	INSPECTOR I	ERIK THOMAS O. BASA	1008	ES	UNG	38,000	87.5%	33,250	15,623	48,873
3									103,250	24,463	127,713

COMMONWEALTH OF THE NORTHERN MARIANA ISLANDS

DEPARTMENT: BOARDS AND COMMISSIONS
DIVISION: CNMI CANNABIS COMMISSION BOARD
ORG: 11111000

ORG	OBJECT	DESCRIPTION	2022 ACTUAL	2023 ACTUAL	2024 BUDGET PL 23-09	2025 DEPARTMENT SUBMISSION	2025 GOVERNOR'S PROPOSAL
11111000	61000	WAGES & SALARIES	0	0	275,000	0	0
11111000	61200	BOARD & OTHER COMPENSATION	18,333	187,917	0	275,000	275,000
TOTAL PERSONNEL			18,333	187,917	275,000	275,000	275,000
11111000	64800	TRAVEL EXPENSES	0	11,440	0	10,000	0
11111000	69000	OTHER EXPENSES	0	18,333	2,750	0	0
TOTAL OTHER EXPENSES			0	29,774	2,750	10,000	0
11111000	64060	UTILITIES	0	0	0	0	0
TOTAL PERSONNEL, OTHER EXPENSES, AND UTILITIES			18,333	217,691	277,750	285,000	275,000
11111000	69010	PUBLIC AUDITOR 1% FEE	4,647	2,778	0	2,850	2,750
GRAND TOTAL			22,980	220,468	277,750	287,850	277,750
NUMBER OF POSITIONS			0	0	0	0	0

Budget Year: 2025

Department: Boards and Commissions
Division/Activity: Commonwealth Cannabis Commission
Org Code: 11110900

NOP	Job Class Code	Position	Employee	Employee Number	Personnel Status Code	Pay Grade/Step	Annual Salary	Allocation Percent	Allocation Salary	Total Fringe Benefits	Total
	N/A	CANNABIS COMMISSION BOARD MEMBER	SAIPAN		AP	UNG	55,000	100%	55,000	-	55,000
	N/A	CANNABIS COMMISSION BOARD MEMBER	SAIPAN		AP	UNG	55,000	100%	55,000	-	55,000
	N/A	CANNABIS COMMISSION BOARD MEMBER	TINIAN		AP	UNG	55,000	100%	55,000	-	55,000
	N/A	CANNABIS COMMISSION BOARD MEMBER	ROTA		AP	UNG	55,000	100%	55,000	-	55,000
	N/A	CANNABIS COMMISSION BOARD MEMBER	NORTHERN ISLANDS		AP	UNG	55,000	100%	55,000	-	55,000
0									275,000	-	275,000

COMMONWEALTH OF THE NORTHERN MARIANA ISLANDS

DEPARTMENT: INDEPENDENT PROGRAM
DIVISION: CNMI SCHOLARSHIP OFFICE
ORG: 11881400

ORG	OBJECT	DESCRIPTION	2022	2023	2024	2025	2025
			ACTUAL	ACTUAL	BUDGET PL 23-09	DEPARTMENT SUBMISSION	GOVERNOR'S PROPOSAL
11881400	61000	WAGES & SALARIES	163,767	147,074	217,699	255,492	198,903
11881400	61020	HOLIDAY PAY	0	1,968	0	0	0
11881400	62000	FICA CONTRIBUTION	10,153	9,241	0	15,841	12,333
11881400	62010	MEDICARE CONTRIBUTION	2,375	2,161	0	3,705	2,884
11881400	62100	401K EMPLOYER CONTRIBUTION	93	742	0	0	2,052
11881400	62101	RETIREMENT CONTRIBUTIONS	0	0	0	2,586	0
11881400	62200	HEALTH INSURANCE PREMIUM	20,599	23,986	0	8,705	21,779
11881400	62211	PERSONNEL INSURANCE	2,065	1,886	0	4,599	2,718
TOTAL PERSONNEL			199,052	187,058	217,699	290,928	240,669
11881400	63000	PROFESSIONAL SERVICES	0	0	0	2,400	0
11881400	63100	REPAIR AND MAINTENANCE	0	0	0	5,000	0
11881400	63300	CLEANING SERVICES	0	0	0	4,200	0
11881400	64080	DUES AND SUBSCRIPTIONS	0	0	0	73,225	0
11881400	64090	COMMUNICATIONS	0	0	0	6,000	0
11881400	64110	ADVERTISING	0	0	0	700	0
11881400	64800	TRAVEL EXPENSES	4,486	0	0	14,000	0
11881400	64900	OTHER SERVICES & CHARGES	0	0	0	2,000	0
11881400	65000	OFFICE SUPPLIES	44	42	0	2,500	0
11881400	65010	OPERATIONAL SUPPLIES	226	3,115	0	2,500	0
11881400	65030	FUEL & LUBRICATE	0	0	0	1,300	0
11881400	69000	OTHER EXPENSES	65	0	2,239	2,000	0
11881400	69100	SCHOLARSHIPS AND GRANTS	0	-7,350	0	1,200,000	0
TOTAL OTHER EXPENSES			4,822	-4,193	2,239	1,315,825	0

COMMONWEALTH OF THE NORTHERN MARIANA ISLANDS

DEPARTMENT: INDEPENDENT PROGRAM
DIVISION: CNMI SCHOLARSHIP OFFICE
ORG: 11881400

ORG	OBJECT	DESCRIPTION	2022 ACTUAL	2023 ACTUAL	2024 BUDGET PL 23-09	2025 DEPARTMENT SUBMISSION	2025 GOVERNOR'S PROPOSAL
11881400	64060	UTILITIES	0	0	0	6,000	0
TOTAL PERSONNEL, OTHER EXPENSES, AND UTILITIES			203,873	182,865	219,938	1,612,753	240,669
11881400	69010	PUBLIC AUDITOR 1% FEE	0	1,987	0	16,127	2,407
GRAND TOTAL			203,873	184,852	219,938	1,628,880	243,076
NUMBER OF POSITIONS			8	8	8	7	7

GENERAL FUND

Budget Year: 2025

Department: Independent Program
Division/Activity: Scholarship and Grants
Org Code: 11881400

NOP	Job Class Code	Position	Employee	Employee Number	Personnel Status Code	Pay Grade/Step	Annual Salary	Allocation Percent	Allocation Salary	Total Fringe Benefits	Total
1	9118	SCHOLARSHIP ADMINISTRATOR	MILDRED S. CAMACHO	3469	FT	UNG	50,000	87.5%	43,750	15,285	59,035
1	1015	ADMINISTRATIVE OFFICER I	AILEEN M. FARLEY	3486	FT	PL11/10	38,106	87.5%	33,343	2,551	35,894
1	1015	ADMINISTRATIVE OFFICER I	MONICA V. MANIBUSAN	3481	FT	PL11/4	28,436	87.5%	24,881	5,836	30,717
1	1017	ADMINISTRATIVE OFFICER III	CARMEN CONCEPCION P. SABLAN	3485	FT	PL15/8	42,012	87.5%	36,761	12,088	48,849
1	0044	CLERK II	JAMIE A. IGISAIAR	5795	FT	PL01/3	16,626	87.5%	14,547	1,695	16,242
1	2969	COMPLIANCE & REPAYMENT OFFICER	JOVENE R. OGO	3468	FT	PL14/2	29,857	87.5%	26,125	2,469	28,594
1	1382	COMPLIANCE SPECIALIST I	JOCELYN T. BLAS	3475	FT	PL09/1	22,280	87.5%	19,495	1,842	21,337
7									198,903	41,766	240,669

COMMONWEALTH OF THE NORTHERN MARIANA ISLANDS

DEPARTMENT: INDEPENDENT PROGRAM

DIVISION: SUBSTANCE ABUSE, ADDICTION, AND REHABILITATION

ORG: 11881500

ORG	OBJECT	DESCRIPTION	2022	2023	2024	2025	2025
			ACTUAL	ACTUAL	BUDGET PL 23-09	DEPARTMENT SUBMISSION	GOVERNOR'S PROPOSAL
11881500	61000	WAGES & SALARIES	67,415	166,264	451,239	532,500	310,344
11881500	61020	HOLIDAY PAY	0	5,585	0	0	0
11881500	62000	FICA CONTRIBUTION	4,180	10,655	0	33,015	19,241
11881500	62010	MEDICARE CONTRIBUTION	977	2,492	0	7,721	4,500
11881500	62200	HEALTH INSURANCE PREMIUM	7,704	16,742	0	25,439	25,265
11881500	62211	PERSONNEL INSURANCE	1,091	1,117	0	1,854	1,625
TOTAL PERSONNEL			81,367	202,856	451,239	600,529	360,975
11881500	63000	PROFESSIONAL SERVICES	10,333	9,000	0	40,000	0
11881500	63100	REPAIR AND MAINTENANCE	4,189	12,167	0	4,000	0
11881500	63200	PERSONNEL TRAINING COSTS	17,153	0	0	0	0
11881500	63300	CLEANING SERVICES	0	535	0	0	0
11881500	64080	DUES AND SUBSCRIPTIONS	0	0	0	1,500	0
11881500	64090	COMMUNICATIONS	7,173	8,167	0	9,000	0
11881500	64100	PRINTING AND PHOTOCOPYING	750	318	0	1,160	0
11881500	64800	TRAVEL EXPENSES	0	513	0	0	0
11881500	64900	OTHER SERVICES & CHARGES	0	483	0	0	0
11881500	65000	OFFICE SUPPLIES	2,050	924	0	5,000	0
11881500	65010	OPERATIONAL SUPPLIES	28,654	33,051	0	36,000	0
11881500	65020	FOOD ITEMS	3,331	7,836	0	4,800	0
11881500	65030	FUEL & LUBRICATE	14,012	7,579	0	18,720	0
11881500	65900	FREIGHT AND HANDLING	300	0	0	0	0
11881500	66000	CAPITAL ASSETS	0	3,098	0	0	0
11881500	66040	MACHINERY	0	0	0	2,500	0

COMMONWEALTH OF THE NORTHERN MARIANA ISLANDS

DEPARTMENT: INDEPENDENT PROGRAM

DIVISION: SUBSTANCE ABUSE, ADDICTION, AND REHABILITATION

ORG: 11881500

ORG	OBJECT	DESCRIPTION	2022 ACTUAL	2023 ACTUAL	2024 BUDGET PL 23-09	2025 DEPARTMENT SUBMISSION	2025 GOVERNOR'S PROPOSAL
11881500	66060	VEHICLES	119,985	0	0	0	0
11881500	66070	TECHNOLOGY EQUIP	0	0	0	2,500	0
11881500	69000	OTHER EXPENSES	0	0	4,641	0	0
TOTAL OTHER EXPENSES			207,931	83,672	4,641	125,180	0
11881500	64060	UTILITIES	6,053	0	0	41,400	0
TOTAL PERSONNEL, OTHER EXPENSES, AND UTILITIES			295,351	286,528	455,880	767,109	360,975
11881500	69010	PUBLIC AUDITOR 1% FEE	0	2,643	0	0	3,610
GRAND TOTAL			295,351	289,171	455,880	767,109	364,585
NUMBER OF POSITIONS			17	2	15	17	15

GENERAL FUND

Budget Year: 2025

Department: Independent Program
Division/Activity: Substance Abuse Prevention
Org Code: 11881500

NOP	Job Class Code	Position	Employee	Employee Number	Personnel Status Code	Pay Grade/Step	Annual Salary	Allocation Percent	Allocation Salary	Total Fringe Benefits	Total
1	3790	SA FOR SUBSTANCE ABUSE & REHAB	DIEGO M. SABLAN	6007	AP	UNG	65,174	87.5%	57,027	12,533	69,560
1	1144	ADMINISTRATIVE OFFICER	JOAQUINA MARIE C. BORJA	2786	ES	UNG	38,000	87.5%	33,250	3,142	36,392
1	3779	CASE MANAGEMENT SUPERVISOR	JAYRA C. MANGLONA	2789	ES	UNG	36,000	87.5%	31,500	2,410	33,910
1	3803	DRUG & ALCOHOL LEAD COUNSELOR	VACANT		ES	UNG	1	87.5%	1	0	1
1	3786	GROUP HOME TECHNICIAN	VACANT		ES	UNG	1	87.5%	1	0	1
1	3804	PEER SUPPORT & RECOVERY SPEC.	PERRY LAWRENCE M. IGUEL	4044	ES	UNG	35,000	87.5%	30,625	13,494	44,119
1	3804	PEER SUPPORT & RECOVERY SPEC.	VACANT		ES	UNG	1	87.5%	1	0	1
1	3013	PROGRAM MANAGER	CHARLOTTE R. FLORES	2767	ES	UNG	40,000	87.5%	35,000	2,678	37,678
1	2378	RE-ENTRY SPECIALIST	TARA MARIE M. NAMAULEG	2779	ES	UNG	30,500	87.5%	26,688	2,042	28,729
1	3799	RESIDENTIAL HOME ASST. SUPV.	MARIANA I. TEIGITA	2787	ES	UNG	30,000	87.5%	26,250	2,008	28,258
1	3798	RESIDENTIAL HOME LEAD SUPV.	ITIMAL L. TAISAKAN	2775	ES	UNG	32,000	87.5%	28,000	5,627	33,627
1	3789	RESIDENTIAL HOME SPECIALIST	BRENDA LINA S. AGUON	2772	ES	UNG	24,000	87.5%	21,000	5,092	26,092
1	3789	RESIDENTIAL HOME SPECIALIST	PATRICK I. DOWAI JR	2762	ES	UNG	24,000	87.5%	21,000	1,607	22,607
1	3789	RESIDENTIAL HOME SPECIALIST	VACANT		ES	UNG	1	87.5%	1	0	1
1	3789	RESIDENTIAL HOME SPECIALIST	VACANT		ES	UNG	1	87.5%	1	0	1
15									310,344	50,631	360,975

COMMONWEALTH OF THE NORTHERN MARIANA ISLANDS

DEPARTMENT: INDEPENDENT PROGRAM
DIVISION: ELECTED ATTORNEY GENERAL
ORG: 11880500

ORG	OBJECT	DESCRIPTION	2022 ACTUAL	2023 ACTUAL	2024 BUDGET PL 23-09	2025 DEPARTMENT SUBMISSION	2025 GOVERNOR'S PROPOSAL
11880500	61000	WAGES & SALARIES	1,403,336	1,765,805	2,910,234	2,878,112	2,188,730
11880500	61020	HOLIDAY PAY	0	27,861	0	0	0
11880500	61200	BOARD & OTHER COMPENSATION	9,768	0	0	0	0
11880500	62000	FICA CONTRIBUTION	87,613	111,208	0	178,443	135,702
11880500	62010	MEDICARE CONTRIBUTION	20,491	26,009	0	41,733	31,737
11880500	62100	401K EMPLOYER CONTRIBUTION	29,857	38,962	0	61,794	43,447
11880500	62101	RETIREMENT CONTRIBUTIONS	48,794	48,608	0	48,607	48,607
11880500	62200	HEALTH INSURANCE PREMIUM	142,077	198,620	0	206,987	177,376
11880500	62211	PERSONNEL INSURANCE	10,454	12,859	0	51,806	22,274
TOTAL PERSONNEL			1,752,390	2,229,932	2,910,234	3,467,482	2,647,873
11880500	63000	PROFESSIONAL SERVICES	43	0	0	51,500	0
11880500	63100	REPAIR AND MAINTENANCE	760	615	0	5,000	0
11880500	63300	CLEANING SERVICES	3,400	4,380	0	12,960	0
11880500	63400	RECRUITMENT/REPATRIATION	0	0	0	51,210	0
11880500	64041	LICENSES AND FEES TECHNOLOGY	0	0	0	63,637	0
11880500	64070	STORAGE AND HANDLING	0	1,750	0	0	0
11880500	64080	DUES AND SUBSCRIPTIONS	5,393	0	0	57,747	0
11880500	64090	COMMUNICATIONS	0	3,838	0	45,600	0
11880500	64100	PRINTING AND PHOTOCOPYING	1,162	144	0	4,700	0
11880500	64790	RENTAL-OTHERS	0	2,560	0	0	0
11880500	64800	TRAVEL EXPENSES	11,132	514	0	15,000	0
11880500	65000	OFFICE SUPPLIES	1,933	1,394	0	5,000	0
11880500	65010	OPERATIONAL SUPPLIES	2,131	2,185	0	6,000	0

COMMONWEALTH OF THE NORTHERN MARIANA ISLANDS

DEPARTMENT: INDEPENDENT PROGRAM
DIVISION: ELECTED ATTORNEY GENERAL
ORG: 11880500

ORG	OBJECT	DESCRIPTION	2022 ACTUAL	2023 ACTUAL	2024 BUDGET PL 23-09	2025 DEPARTMENT SUBMISSION	2025 GOVERNOR'S PROPOSAL
11880500	65030	FUEL & LUBRICATE	773	218	0	10,000	0
11880500	65800	BOOKS AND LIBRARY MATERIALS	2,458	0	0	0	0
11880500	69000	OTHER EXPENSES	0	0	29,876	0	0
11880500	69020	SETTLEMENT AGST GOVERNMENT	0	65,000	0	0	0
TOTAL OTHER EXPENSES			29,184	82,598	29,876	328,354	0
11880500	64060	UTILITIES	802	0	0	59,222	0
TOTAL PERSONNEL, OTHER EXPENSES, AND UTILITIES			1,782,376	2,312,529	2,940,110	3,855,058	2,647,873
11880500	69010	PUBLIC AUDITOR 1% FEE	19,999	26,118	0	0	26,479
GRAND TOTAL			1,802,375	2,338,647	2,940,110	3,855,058	2,674,352
NUMBER OF POSITIONS			55	60	53	53	53

GENERAL FUND

Budget Year: 2025

Department: Independent Program
Division/Activity: Elected Attorney General
Org Code: 11880500

NOP	Job Class Code	Position	Employee	Employee Number	Personnel Status Code	Pay Grade/Step	Annual Salary	Allocation Percent	Allocation Salary	Total Fringe Benefits	Total
1	9003	ATTORNEY GENERAL	EDWARD E. MANIBUSAN	546	EL	UNG	130,000	100%	130,000	66,092	196,092
1	9181	DEPUTY ATTORNEY GENERAL	VACANT		ES	UNG	105,000	87.5%	91,875	7,028	98,903
1	9209	CHIEF PROSECUTOR	CHESTER M. HINDS	541	ES	UNG	84,000	87.5%	73,500	19,714	93,214
1	9296	CHIEF, CIVIL DIVISION	ALISON M. NELSON	3883	ES	UNG	84,000	87.5%	73,500	13,371	86,871
1	9312	CHIEF, SOLICITOR DIVISION	JONATHAN R. GLASS JR	538	ES	UNG	84,000	87.5%	73,500	12,048	85,548
1	9001	ASSISTANT ATTORNEY GENERAL	CARL ALLEN F. DELA CRUZ	2757	ES	UNG	74,550	87.5%	65,231	16,141	81,373
1	9001	ASSISTANT ATTORNEY GENERAL	CHARLES P. REYES JR	547	ES	UNG	78,750	87.5%	68,906	11,513	80,419
1	9001	ASSISTANT ATTORNEY GENERAL	DAVID P. KARCH	6079	ES	UNG	71,400	87.5%	62,475	17,055	79,530
1	9001	ASSISTANT ATTORNEY GENERAL	DUSTIN D. ROLLINS	2740	ES	UNG	100,000	87.5%	87,500	11,754	99,254
1	9001	ASSISTANT ATTORNEY GENERAL	FRANCES MORELLA T. DEMAPAN	5572	ES	UNG	75,000	0%	-	-	-
1	9001	ASSISTANT ATTORNEY GENERAL	GREGORY P. CENAC JR	2935	ES	UNG	68,250	87.5%	59,719	9,128	68,847
1	9001	ASSISTANT ATTORNEY GENERAL	HEATHER P. BARCINAS	548	ES	UNG	76,650	87.5%	67,069	9,823	76,892
1	9001	ASSISTANT ATTORNEY GENERAL	HUNTER D. HUNT	2745	ES	UNG	71,925	87.5%	62,934	9,432	72,367
1	9001	ASSISTANT ATTORNEY GENERAL	JAMES R. KINGMAN	6111	ES	UNG	85,000	87.5%	74,375	13,488	87,863
1	9001	ASSISTANT ATTORNEY GENERAL	KEISHA BLAISE	2741	ES	UNG	76,000	87.5%	66,500	8,572	75,072
1	9001	ASSISTANT ATTORNEY GENERAL	LUCIA LINDA BLANCO-MARATITA	6003	ES	UNG	68,000	87.5%	59,500	4,552	64,052
1	9001	ASSISTANT ATTORNEY GENERAL	REBECCA RAE WIGGINS	4624	ES	UNG	75,000	87.5%	65,625	14,789	80,414
1	9001	ASSISTANT ATTORNEY GENERAL	RELLANI B. OGUMORO	3013	ES	UNG	68,250	87.5%	59,719	15,176	74,895
1	9001	ASSISTANT ATTORNEY GENERAL	STEPHEN T. ANSON	539	ES	UNG	80,000	87.5%	70,000	15,299	85,299
1	9001	ASSISTANT ATTORNEY GENERAL	THOMAS J. SCHWEIGER	537	ES	UNG	78,750	87.5%	68,906	16,422	85,329
1	9001	ASSISTANT ATTORNEY GENERAL	VACANT		ES	UNG	1	87.5%	1	0	1
1	9001	ASSISTANT ATTORNEY GENERAL	VACANT		ES	UNG	1	87.5%	1	0	1
1	9001	ASSISTANT ATTORNEY GENERAL	VACANT		ES	UNG	1	87.5%	1	0	1
1	9001	ASSISTANT ATTORNEY GENERAL	VACANT		ES	UNG	1	87.5%	1	0	1
1	9001	ASSISTANT ATTORNEY GENERAL	VACANT		ES	UNG	1	87.5%	1	0	1
1	9001	ASSISTANT ATTORNEY GENERAL	VACANT		ES	UNG	1	87.5%	1	0	1
1	1312	ATTRNY GENERAL INVESTIGTOR II	VACANT		PB	PL12/8	1	87.5%	1	0	1
1	1313	ATTRNY GENERAL INVESTIGTOR III	URBANO D. BABAUTA	2754	FT	PL14/10	44,113	87.5%	38,599	5,192	43,790
1	1015	ADMINISTRATIVE OFFICER I	JUANITA C. TORRES	2749	FT	PL11/8	34,564	87.5%	30,243	4,068	34,311
1	2302	CASEWORKER III	JUAN L. AGUON	2759	FT	PL15/6	38,106	87.5%	33,343	2,551	35,894
1	1841	CHIEF INVESTIGATOR	IKLUK THARNTON T. MASAYOS	2756	FT	PL19/3	40,012	87.5%	35,010	4,079	39,089
1	0045	CLERK III	JAYSON C. JOHN	2758	FT	PL01/6	19,246	87.5%	16,841	1,591	18,432
1	3877	GRANTS MANAGEMENT SPECIALIST	CARLA T. HOCOG	2790	FT	PL14/11	46,319	87.5%	40,529	3,830	44,359
1	9300	INFORMATION TECHNOLOGY MANAGER	WILLIAM H. RATHBURN	2746	ES	UNG	52,000	87.5%	45,500	15,451	60,951
1	1616	IT NETWORK ADMINISTRATOR	ARTHUR B. VILLALUZ	5543	ES	UNG	50,000	87.5%	43,750	14,498	58,248
1	1369	LEGAL ASSISTANT I	ANTONIO C. DELEON GUERRERO	2752	FT	PL11/3	27,082	87.5%	23,696	2,239	25,936
1	1369	LEGAL ASSISTANT I	EDITH D. NIRIC	2771	FT	PL11/4	28,436	87.5%	24,881	2,899	27,780
1	1369	LEGAL ASSISTANT I	KEOLA FLORANN F. TAISACAN	2776	FT	PL11/4	28,436	87.5%	24,881	2,899	27,780
1	1369	LEGAL ASSISTANT I	SEPHORA SHEERAH L. WILLIAM	2755	FT	PL11/1	24,564	87.5%	21,493	6,376	27,869
1	1369	LEGAL ASSISTANT I	VIANI O. DELA CRUZ	2788	FT	PL11/1	24,564	87.5%	21,493	2,031	23,524
1	1370	LEGAL ASSISTANT II	NORETA V. PAMINTUAN	2784	FT	PL13/8	38,106	87.5%	33,343	11,628	44,972
1	0216	LEGAL SECRETARY	CLARINDA-VIOLA C. OCAMPO	2770	FT	PL13/4	31,350	87.5%	27,431	3,690	31,121

Budget Year: 2025

Department: Independent Program
Division/Activity: Elected Attorney General
Org Code: 11880500

NOP	Job Class Code	Position	Employee	Employee Number	Personnel Status Code	Pay Grade/Step	Annual Salary	Allocation Percent	Allocation Salary	Total Fringe Benefits	Total
1	0216	LEGAL SECRETARY	ESTHER RUTH M. SAN NICOLAS	2742	FT	PL13/9	40,012	87.5%	35,010	8,194	43,204
1	0216	LEGAL SECRETARY	FRIEDA SOPHIA R. DEMAPAN	2750	FT	PL13/8	38,106	87.5%	33,343	14,302	47,645
1	1014	MANAGER, ADMINSTRTIVE SERVICES	TINA MARIE S. DELEON GUERRERO	2753	FT	PL18/12	59,116	87.5%	51,726	4,888	56,614
1	1889	PARALEGAL	ANDREA GRACE M. KAIPAT	2765	ES	UNG	35,000	87.5%	30,625	5,828	36,453
1	1889	PARALEGAL	ASHLEY CAITLYN C. BABAUTA	2764	ES	UNG	25,000	87.5%	21,875	2,548	24,423
1	1889	PARALEGAL	LANI MAE U DIAZ	2785	ES	UNG	32,000	0%	-	-	-
1	1434	PARALEGAL MANAGER	VACANT		ES	UNG	1	87.5%	1	0	1
1	9318	SPECIAL ASSISTANT TO THE AG	MARY KATHERINE S. DICKINSON	543	ES	UNG	40,000	87.5%	35,000	14,458	49,458
1	1920	SPECIAL INVESTIGATOR	THELMA M. MIZER	1193	ES	UNG	40,000	87.5%	35,000	6,793	41,793
1	0822	SPECIAL PROJECTS COORDINATOR	LEILANI DELON GUERRERO	NEW	LT	UNG	30,000	87.5%	26,250	10,674	36,924
1	2380	VICTIM ADVOCATE	CELINA MARIA O. ROMOLOR-ROUTE	2777	FT	PL15/6	38,106	87.5%	33,343	3,884	37,228
1	9515	VICTIM WITNESS COORDINATOR	DIXIE ANN I. CAMACHO	2747	LT	UNG	51,066	87.5%	44,683	13,154	57,837
53									2,188,730	459,142	2,647,873

COMMONWEALTH OF THE NORTHERN MARIANA ISLANDS

DEPARTMENT: INDEPENDENT PROGRAM

DIVISION: GHLI RETIREES

ORG: 11881700

ORG	OBJECT	DESCRIPTION	2022 ACTUAL	2023 ACTUAL	2024 BUDGET PL 23-09	2025 DEPARTMENT SUBMISSION	2025 GOVERNOR'S PROPOSAL
11881700	61000	WAGES & SALARIES	0	0	33,955	0	1
11881700	62200	HEALTH INSURANCE PREMIUM	352	10,025,001	0	6,785,744	0
11881700	62210	LIFE INSURANCE CONTRIBUTIONS	68	507,063	0	492,754	0
TOTAL PERSONNEL			420	10,532,063	33,955	7,278,498	1
11881700	69000	OTHER EXPENSES	0	0	340	0	0
TOTAL OTHER EXPENSES			0	0	340	0	0
11881700	64060	UTILITIES	0	0	0	0	0
TOTAL PERSONNEL, OTHER EXPENSES, AND UTILITIES			420	10,532,063	34,295	7,278,498	1
11881700	69010	PUBLIC AUDITOR 1% FEE	0	65,650	0	72,785	0
GRAND TOTAL			420	10,597,713	34,295	7,351,283	1
NUMBER OF POSITIONS			0	0	0	0	0

COMMONWEALTH OF THE NORTHERN MARIANA ISLANDS

DEPARTMENT: INDEPENDENT PROGRAM
DIVISION: 25% RETIREES PENSION BENEFITS
ORG: 11884200

ORG	OBJECT	DESCRIPTION	2022 ACTUAL	2023 ACTUAL	2024 BUDGET PL 23-09	2025 DEPARTMENT SUBMISSION	2025 GOVERNOR'S PROPOSAL
11884200	61000	WAGES & SALARIES	0	0	0	0	1
11884200	62101	RETIREMENT CONTRIBUTIONS	13,244,259	12,886,346	0	12,720,000	0
TOTAL PERSONNEL			13,244,259	12,886,346	0	12,720,000	1
11884200	69000	OTHER EXPENSES	0	0	1	0	0
TOTAL OTHER EXPENSES			0	0	1	0	0
11884200	64060	UTILITIES	0	0	0	0	0
TOTAL PERSONNEL, OTHER EXPENSES, AND UTILITIES			13,244,259	12,886,346	1	12,720,000	1
11884200	69010	PUBLIC AUDITOR 1% FEE	0	0	0	127,200	0
GRAND TOTAL			13,244,259	12,886,346	1	12,847,200	1
NUMBER OF POSITIONS			0	0	0	0	0

COMMONWEALTH OF THE NORTHERN MARIANA ISLANDS

DEPARTMENT: INDEPENDENT PROGRAM
DIVISION: GOVERNMENTAL UTILITIES
ORG: UNASSIGNED

ORG	OBJECT	DESCRIPTION	2022 ACTUAL	2023 ACTUAL	2024 BUDGET PL 23-09	2025 DEPARTMENT SUBMISSION	2025 GOVERNOR'S PROPOSAL
	61000	WAGES & SALARIES	0	0	0	0	0
TOTAL PERSONNEL			0	0	0	0	0
	69000	OTHER EXPENSES	0	0	18,335	0	0
TOTAL OTHER EXPENSES			0	0	18,335	0	0
	64060	UTILITIES	0	0	1,815,204	0	1,800,000
TOTAL PERSONNEL, OTHER EXPENSES, AND UTILITIES			0	0	1,833,539	0	1,800,000
	69010	PUBLIC AUDITOR 1% FEE	0	0	0	0	18,000
GRAND TOTAL			0	0	1,833,539	0	1,818,000
NUMBER OF POSITIONS			0	0	0	0	0

COMMONWEALTH OF THE NORTHERN MARIANA ISLANDS

DEPARTMENT: INDEPENDENT PROGRAM
DIVISION: JOETEN/KIYU PUBLIC LIBRARY
ORG: 11880900

ORG	OBJECT	DESCRIPTION	2022 ACTUAL	2023 ACTUAL	2024 BUDGET PL 23-09	2025 DEPARTMENT SUBMISSION	2025 GOVERNOR'S PROPOSAL
11880900	61000	WAGES & SALARIES	154,302	331,018	455,174	478,331	415,040
11880900	61020	HOLIDAY PAY	0	5,762	0	0	0
11880900	62000	FICA CONTRIBUTION	9,567	20,891	0	29,657	25,732
11880900	62010	MEDICARE CONTRIBUTION	2,237	5,057	0	6,936	6,018
11880900	62100	401K EMPLOYER CONTRIBUTION	109	1,554	0	19,133	2,373
11880900	62200	HEALTH INSURANCE PREMIUM	27,538	48,515	0	50,877	46,871
11880900	62211	PERSONNEL INSURANCE	1,855	2,882	0	8,610	3,296
TOTAL PERSONNEL			195,609	415,679	455,174	593,544	499,330
11880900	63100	REPAIR AND MAINTENANCE	0	685	0	50,000	0
11880900	64050	INSURANCE	0	450	0	0	0
11880900	64080	DUES AND SUBSCRIPTIONS	0	0	0	12,000	0
11880900	64090	COMMUNICATIONS	3,699	2,186	0	12,000	0
11880900	64110	ADVERTISING	169	0	0	0	0
11880900	64800	TRAVEL EXPENSES	4,912	3,205	0	0	0
11880900	65000	OFFICE SUPPLIES	0	3,573	0	0	0
11880900	65010	OPERATIONAL SUPPLIES	541	6,005	0	10,000	0
11880900	65030	FUEL & LUBRICATE	0	0	0	5,000	0
11880900	65800	BOOKS AND LIBRARY MATERIALS	0	33	0	20,000	0
11880900	65900	FREIGHT AND HANDLING	0	8	0	0	0
11880900	66070	TECHNOLOGY EQUIP	0	0	0	5,000	0
11880900	69000	OTHER EXPENSES	0	0	4,673	0	0
TOTAL OTHER EXPENSES			9,320	16,145	4,673	114,000	0

COMMONWEALTH OF THE NORTHERN MARIANA ISLANDS

DEPARTMENT: INDEPENDENT PROGRAM
DIVISION: JOETEN/KIYU PUBLIC LIBRARY
ORG: 11880900

ORG	OBJECT	DESCRIPTION	2022 ACTUAL	2023 ACTUAL	2024 BUDGET PL 23-09	2025 DEPARTMENT SUBMISSION	2025 GOVERNOR'S PROPOSAL
11880900	64060	UTILITIES	0	0	0	100,000	0
TOTAL PERSONNEL, OTHER EXPENSES, AND UTILITIES			204,929	431,824	459,847	807,544	499,330
11880900	69010	PUBLIC AUDITOR 1% FEE	1,524	4,461	0	8,075	4,993
GRAND TOTAL			206,453	436,285	459,847	815,619	504,323
NUMBER OF POSITIONS			15	15	17	15	15

Budget Year: 2025

Department: Independent Program
Division/Activity: Joeten/Kiyu Public Library
Org Code: 11880900

NOP	Job Class Code	Position	Employee	Employee Number	Personnel Status Code	Pay Grade/Step	Annual Salary	Allocation Percent	Allocation Salary	Total Fringe Benefits	Total
1	9360	PUBLIC LIBRARY DIRECTOR	ERLINDA C. NAPUTI	1163	AP	UNG	50,000	87.5%	43,750	15,286	59,036
1	1017	ADMINISTRATIVE OFFICER III	VINCENT P. SABLAN	1149	FT	PL15/11	48,635	87.5%	42,555	7,507	50,062
1	1682	COMPUTER PROGRAMMER II	JOEY M. SONGSONG	1206	FT	PL16/7	42,012	87.5%	36,761	7,768	44,528
1	1149	COMPUTER SPECIALIST I	RAY J. DELEON GUERRERO	1204	FT	PL12/4	29,857	87.5%	26,125	5,954	32,079
1	1661	LIBRARIAN II	CELINA C. FOREMAN	1232	FT	PL10/3	25,792	87.5%	22,568	13,780	36,348
1	0925	LIBRARY ASSISTANT	CARRIE CAMACHO	5758	LT	UNG	17,457	87.5%	15,275	1,169	16,443
1	1665	LIBRARY ASSISTANT I	CAITLYN L. CRISOSTOMO	1112	FT	PL01/5	18,330	87.5%	16,039	4,712	20,751
1	1665	LIBRARY ASSISTANT I	KALEINA C. REYES	1103	FT	PL01/4	17,457	87.5%	15,275	1,169	16,443
1	1667	LIBRARY ASSISTANT III	GERARD A. BORJA	1164	FT	PL04/5	21,219	87.5%	18,567	1,420	19,987
1	1667	LIBRARY ASSISTANT III	LEORALYNN S. TERLAJE	1135	FT	PL04/9	25,792	87.5%	22,568	2,133	24,701
1	1668	LIBRARY OUTREACH ASSISTANT	SHIANALYN MARIE D. LIZAMA	4072	LT	UNG	16,640	87.5%	14,560	1,114	15,674
1	1668	LIBRARY OUTREACH ASSISTANT	SINA HA'ANI U. PALACIOS	6132	LT	UNG	16,640	87.5%	14,560	1,114	15,674
1	1658	LIBRARY SERVICES COORDINATOR	SILVERIO C. BALISALISA	1254	LT	UNG	40,000	87.5%	35,000	6,163	41,163
1	1673	SYSTEMS LIBRARIAN	OMAR T. MANACOP	1159	ES	UNG	55,000	87.5%	48,125	4,548	52,673
1	1925	TECHNICAL SERVICE LIBRARIAN	BETH B. DEMAPAN	1083	LT	UNG	49,500	87.5%	43,313	10,457	53,770
15									415,040	84,291	499,330

COMMONWEALTH OF THE NORTHERN MARIANA ISLANDS

DEPARTMENT: INDEPENDENT PROGRAM
DIVISION: NMIRF - GOV/LT GOV PENSION
ORG: 11881900

ORG	OBJECT	DESCRIPTION	2022 ACTUAL	2023 ACTUAL	2024 BUDGET PL 23-09	2025 DEPARTMENT SUBMISSION	2025 GOVERNOR'S PROPOSAL
11881900	61000	WAGES & SALARIES	0	0	86,579	0	0
11881900	61200	BOARD & OTHER COMPENSATION	76,698	73,758	0	77,480	77,480
11881900	62210	LIFE INSURANCE CONTRIBUTIONS	1,663	1,821	0	1,395	1,395
TOTAL PERSONNEL			78,361	75,579	86,579	78,875	78,875
11881900	69000	OTHER EXPENSES	0	0	866	0	0
TOTAL OTHER EXPENSES			0	0	866	0	0
11881900	64060	UTILITIES	0	0	0	0	0
TOTAL PERSONNEL, OTHER EXPENSES, AND UTILITIES			78,361	75,579	87,445	78,875	78,875
11881900	69010	PUBLIC AUDITOR 1% FEE	6,392	874	0	789	789
GRAND TOTAL			84,754	76,453	87,445	79,664	79,664
NUMBER OF POSITIONS			0	0	0	0	0

Budget Year: 2025

Department: Independent Program
Division/Activity: NMIRF- Gov/Lt. Gov Pension
Org Code: 11881900

NOP	Job Class Code	Position	Employee	Employee Number	Personnel Status Code	Pay Grade/Step	Annual Salary	Allocation Percent	Allocation Salary	Total Fringe Benefits	Total
	N/A	FORMER GOVERNOR	CARLOS S. CAMACHO		EL	UNG	19,800	65%	12,870	232	13,102
	N/A	FORMER LIEUTENANT GOVERNOR	JESUS C. BORJA		EL	UNG	59,400	65%	38,610	695	39,305
	N/A	FORMER LIEUTENANT GOVERNOR	PEDRO A. TENORIO		EL	UNG	40,000	65%	26,000	468	26,468
0									77,480	1,395	78,875

COMMONWEALTH OF THE NORTHERN MARIANA ISLANDS

DEPARTMENT: INDEPENDENT PROGRAM

DIVISION: COMMONWEALTH MUSEUM

ORG: 11880200

ORG	OBJECT	DESCRIPTION	2022	2023	2024	2025	2025
			ACTUAL	ACTUAL	BUDGET PL 23-09	DEPARTMENT SUBMISSION	GOVERNOR'S PROPOSAL
11880200	61000	WAGES & SALARIES	122,623	85,910	128,330	154,000	117,250
11880200	61020	HOLIDAY PAY	0	969	0	0	
11880200	62000	FICA CONTRIBUTION	7,603	5,573	0	9,548	7,269
11880200	62010	MEDICARE CONTRIBUTION	1,778	1,326	0	2,233	1,700
11880200	62100	401K EMPLOYER CONTRIBUTION	1,418	1,442	0	0	1,470
11880200	62200	HEALTH INSURANCE PREMIUM	6,294	2,767	0	0	0
11880200	62211	PERSONNEL INSURANCE	355	539	0	2,772	662
TOTAL PERSONNEL			140,072	98,526	128,330	168,553	128,351
11880200	63000	PROFESSIONAL SERVICES	0	0	0	27,896	0
11880200	63100	REPAIR AND MAINTENANCE	0	0	0	91,791	0
11880200	63300	CLEANING SERVICES	34,400	0	0	53,940	0
11880200	64090	COMMUNICATIONS	0	0	0	3,000	0
11880200	64110	ADVERTISING	0	0	0	2,820	0
11880200	65000	OFFICE SUPPLIES	0	0	0	1,500	0
11880200	65010	OPERATIONAL SUPPLIES	0	0	0	2,500	0
11880200	65030	FUEL & LUBRICATE	0	0	0	3,000	0
11880200	66040	MACHINERY	0	0	0	5,000	0
11880200	66060	VEHICLES	0	0	0	4,000	0
11880200	69000	OTHER EXPENSES	0	0	1,320	1,500	0
TOTAL OTHER EXPENSES			34,400	0	1,320	196,947	0
11880200	64060	UTILITIES	0	0	0	780	0
TOTAL PERSONNEL, OTHER EXPENSES, AND UTILITIES			174,472	98,526	129,650	366,280	128,351

COMMONWEALTH OF THE NORTHERN MARIANA ISLANDS

DEPARTMENT: INDEPENDENT PROGRAM
DIVISION: COMMONWEALTH MUSEUM
ORG: 11880200

ORG	OBJECT	DESCRIPTION	2022 ACTUAL	2023 ACTUAL	2024 BUDGET PL 23-09	2025 DEPARTMENT SUBMISSION	2025 GOVERNOR'S PROPOSAL
11880200	69010	PUBLIC AUDITOR 1% FEE	2,703	1,141	0	1,991	1,284
GRAND TOTAL			177,175	99,667	129,650	368,271	129,635
NUMBER OF POSITIONS			4	4	4	4	4

Budget Year: 2025

Department: Independent Program
Division/Activity: Commonwealth Museum
Org Code: 11880200

NOP	Job Class Code	Position	Employee	Employee Number	Personnel Status Code	Pay Grade/Step	Annual Salary	Allocation Percent	Allocation Salary	Total Fringe Benefits	Total
1	3065	EXECUTIVE DIRECTOR	VACANT		ES	UNG	50,000	87.5%	43,750	3,347	47,097
1	0023	ADMINISTRATIVE ASSISTANT	ARCHIBALD P. AJOSTE	2783	ES	UNG	22,000	87.5%	19,250	1,473	20,723
1	0933	OFFICE ASSISTANT	WENNY HARUO	2768	ES	UNG	20,000	87.5%	17,500	1,339	18,839
1	8954	PHYSICAL PLANT MANAGER	JAMES I. MACARANAS	2748	ES	UNG	42,000	87.5%	36,750	4,943	41,693
4									117,250	11,101	128,351

COMMONWEALTH OF THE NORTHERN MARIANA ISLANDS

DEPARTMENT: INDEPENDENT PROGRAMS
DIVISION: GOVERNMENT OPERATIONAL
ORG: 11884400

ORG	OBJECT	DESCRIPTION	2022 ACTUAL	2023 ACTUAL	2024 BUDGET PL 23-09	2025 DEPARTMENT SUBMISSION	2025 GOVERNOR'S PROPOSAL
11884400	61000	WAGES & SALARIES	0	0	0	0	0
11884400	61010	OVERTIME COMPENSATION	0	0	0	0	0
11884400	61020	HOLIDAY PAY	0	0	0	0	0
11884400	62000	FICA CONTRIBUTION	0	0	0	0	0
11884400	62010	MEDICARE CONTRIBUTION	0	0	0	0	0
11884400	62100	401K EMPLOYER CONTRIBUTION	0	0	0	0	0
11884400	62200	HEALTH INSURANCE PREMIUM	0	0	0	0	0
11884400	62211	PERSONNEL INSURANCE	0	0	0	0	0
TOTAL PERSONNEL			0	0	0	0	0
11884400	69000	OTHER EXPENSES	0	0	1	0	1
TOTAL OTHER EXPENSES			0	0	1	0	1
11884400	64060	UTILITIES	0	0	0	0	0
TOTAL PERSONNEL, OTHER EXPENSES, AND UTILITIES			0	0	1	0	1
11884400	69010	PUBLIC AUDITOR 1% FEE	0	0	0	0	0
GRAND TOTAL			0	0	1	0	1
NUMBER OF POSITIONS			0	0	0	0	0

COMMONWEALTH OF THE NORTHERN MARIANA ISLANDS

DEPARTMENT: OTHER PROGRAMS (TRANSFERS TO AGENCIES)

DIVISION: COMMONWEALTH HEALTHCORP SUBSIDY

ORG: 11850100

ORG	OBJECT	DESCRIPTION	2022 ACTUAL	2023 ACTUAL	2024 BUDGET PL 23-09	2025 DEPARTMENT SUBMISSION	2025 GOVERNOR'S PROPOSAL
11850100	61000	WAGES & SALARIES	0	0	0	0	0
11850100	61010	OVERTIME COMPENSATION	0	0	0	0	0
11850100	61020	HOLIDAY PAY	0	0	0	0	0
11850100	62000	FICA CONTRIBUTION	0	0	0	0	0
11850100	62010	MEDICARE CONTRIBUTION	0	0	0	0	0
11850100	62100	401K EMPLOYER CONTRIBUTION	0	0	0	0	0
11850100	62200	HEALTH INSURANCE PREMIUM	0	0	0	0	0
11850100	62211	PERSONNEL INSURANCE	0	0	0	0	0
TOTAL PERSONNEL			0	0	0	0	0
11850100	69000	OTHER EXPENSES	1,169,050	1,169,908	1	1	1
TOTAL OTHER EXPENSES			1,169,050	1,169,908	1	1	1
11850100	64060	UTILITIES	0	0	0	0	0
TOTAL PERSONNEL, OTHER EXPENSES, AND UTILITIES			1,169,050	1,169,908	1	1	1
11850100	69010	PUBLIC AUDITOR 1% FEE	2,977	11,699	0	0	0
GRAND TOTAL			1,172,027	1,181,607	1	1	1
NUMBER OF POSITIONS			0	0	0	0	0

COMMONWEALTH OF THE NORTHERN MARIANA ISLANDS

DEPARTMENT: OTHER PROGRAMS (TRANSFERS TO AGENCIES)

DIVISION: HEALTH NETWORK PROGRAM

ORG: 11850700

ORG	OBJECT	DESCRIPTION	2022 ACTUAL	2023 ACTUAL	2024 BUDGET PL 23-09	2025 DEPARTMENT SUBMISSION	2025 GOVERNOR'S PROPOSAL
11850700	61000	WAGES & SALARIES	0	0	0	0	0
11850700	61010	OVERTIME COMPENSATION	0	0	0	0	0
11850700	61020	HOLIDAY PAY	0	0	0	0	0
11850700	62000	FICA CONTRIBUTION	0	0	0	0	0
11850700	62010	MEDICARE CONTRIBUTION	0	0	0	0	0
11850700	62100	401K EMPLOYER CONTRIBUTION	0	0	0	0	0
11850700	62200	HEALTH INSURANCE PREMIUM	0	0	0	0	0
11850700	62211	PERSONNEL INSURANCE	0	0	0	0	0
TOTAL PERSONNEL			0	0	0	0	0
11850700	69000	OTHER EXPENSES	0	1,442,178	797,711		792,079
TOTAL OTHER EXPENSES			0	1,442,178	797,711	0	792,079
11850700	64060	UTILITIES	0	0	0	0	0
TOTAL PERSONNEL, OTHER EXPENSES, AND UTILITIES			0	1,442,178	797,711	0	792,079
11850700	69010	PUBLIC AUDITOR 1% FEE	0	0	0	0	7,921
GRAND TOTAL			0	1,442,178	797,711	0	800,000
NUMBER OF POSITIONS			26	0	0	0	0

COMMONWEALTH OF THE NORTHERN MARIANA ISLANDS

DEPARTMENT: OTHER PROGRAMS (TRANSFERS TO AGENCIES)

DIVISION: NORTHERN MARIANAS COLLEGE (NMC)

ORG: 11881000

ORG	OBJECT	DESCRIPTION	2022 ACTUAL	2023 ACTUAL	2024 BUDGET PL 23-09	2025 DEPARTMENT SUBMISSION	2025 GOVERNOR'S PROPOSAL
11881000	61000	WAGES & SALARIES	0	0	0	0	0
11881000	61010	OVERTIME COMPENSATION	0	0	0	0	0
11881000	61020	HOLIDAY PAY	0	0	0	0	0
11881000	62000	FICA CONTRIBUTION	0	0	0	0	0
11881000	62010	MEDICARE CONTRIBUTION	0	0	0	0	0
11881000	62100	401K EMPLOYER CONTRIBUTION	0	0	0	0	0
11881000	62200	HEALTH INSURANCE PREMIUM	0	0	0	0	0
11881000	62211	PERSONNEL INSURANCE	0	0	0	0	0
TOTAL PERSONNEL			0	0	0	0	0
11881000	69000	OTHER EXPENSES	3,031,510	3,031,510	4,031,510	0	3,909,745
TOTAL OTHER EXPENSES			3,031,510	3,031,510	4,031,510	0	3,909,745
11881000	64060	UTILITIES	0	0	0	0	0
TOTAL PERSONNEL, OTHER EXPENSES, AND UTILITIES			3,031,510	3,031,510	4,031,510	0	3,909,745
11881000	69010	PUBLIC AUDITOR 1% FEE	0	0	40,315	0	39,097
GRAND TOTAL			3,031,510	3,031,510	4,071,825	0	3,948,842
NUMBER OF POSITIONS			149	178	178	0	178

COMMONWEALTH OF THE NORTHERN MARIANA ISLANDS

DEPARTMENT: OTHER PROGRAMS (TRANSFERS TO AGENCIES)

DIVISION: NMC BOARD OF REGENTS

ORG: 11882100

ORG	OBJECT	DESCRIPTION	2022 ACTUAL	2023 ACTUAL	2024 BUDGET PL 23-09	2025 DEPARTMENT SUBMISSION	2025 GOVERNOR'S PROPOSAL
11882100	61000	WAGES & SALARIES	0	0	0	0	0
11882100	61010	OVERTIME COMPENSATION	0	0	0	0	0
11882100	61020	HOLIDAY PAY	0	0	0	0	0
11882100	62000	FICA CONTRIBUTION	0	0	0	0	0
11882100	62010	MEDICARE CONTRIBUTION	0	0	0	0	0
11882100	62100	401K EMPLOYER CONTRIBUTION	0	0	0	0	0
11882100	62200	HEALTH INSURANCE PREMIUM	0	0	0	0	0
11882100	62211	PERSONNEL INSURANCE	0	0	0	0	0
TOTAL PERSONNEL			0	0	0	0	0
11882100	69000	OTHER EXPENSES	51,158	51,158	51,158	0	50,651
TOTAL OTHER EXPENSES			51,158	51,158	51,158	0	50,651
11882100	64060	UTILITIES	0	0	0	0	0
TOTAL PERSONNEL, OTHER EXPENSES, AND UTILITIES			51,158	51,158	51,158	0	50,651
11882100	69010	PUBLIC AUDITOR 1% FEE	0	0	512	0	507
GRAND TOTAL			51,158	51,158	51,670	0	51,158
NUMBER OF POSITIONS			0	0	0	0	0

COMMONWEALTH OF THE NORTHERN MARIANA ISLANDS

DEPARTMENT: OTHER PROGRAMS (TRANSFERS TO AGENCIES)

DIVISION: MARIANAS VISITOR'S AUTHORITY

ORG: 11881300

ORG	OBJECT	DESCRIPTION	2022 ACTUAL	2023 ACTUAL	2024 BUDGET PL 23-09	2025 DEPARTMENT SUBMISSION	2025 GOVERNOR'S PROPOSAL
11881300	61000	WAGES & SALARIES	0	0	0	0	0
11881300	61010	OVERTIME COMPENSATION	0	0	0	0	0
11881300	61020	HOLIDAY PAY	0	0	0	0	0
11881300	62000	FICA CONTRIBUTION	0	0	0	0	0
11881300	62010	MEDICARE CONTRIBUTION	0	0	0	0	0
11881300	62100	401K EMPLOYER CONTRIBUTION	0	0	0	0	0
11881300	62200	HEALTH INSURANCE PREMIUM	0	0	0	0	0
11881300	62211	PERSONNEL INSURANCE	0	0	0	0	0
TOTAL PERSONNEL			0	0	0	0	0
11881300	69000	OTHER EXPENSES	1,493,730	145,564	1	1	1
TOTAL OTHER EXPENSES			1,493,730	145,564	1	1	1
11881300	64060	UTILITIES	0	0	0	0	0
TOTAL PERSONNEL, OTHER EXPENSES, AND UTILITIES			1,493,730	145,564	1	1	1
11881300	69010	PUBLIC AUDITOR 1% FEE	0	0	0	0	0
GRAND TOTAL			1,493,730	145,564	1	1	1
NUMBER OF POSITIONS			41	41	41	41	41

COMMONWEALTH OF THE NORTHERN MARIANA ISLANDS

DEPARTMENT: OTHER PROGRAMS (TRANSFERS TO AGENCIES)

DIVISION: PUBLIC SCHOOL SYSTEM

ORG: 11881100

ORG	OBJECT	DESCRIPTION	2022 ACTUAL	2023 ACTUAL	2024 BUDGET PL 23-09	2025 DEPARTMENT SUBMISSION	2025 GOVERNOR'S PROPOSAL
11881100	61000	WAGES & SALARIES	0	0	0	0	0
11881100	61010	OVERTIME COMPENSATION	0	0	0	0	0
11881100	61020	HOLIDAY PAY	0	0	0	0	0
11881100	62000	FICA CONTRIBUTION	0	0	0	0	0
11881100	62010	MEDICARE CONTRIBUTION	0	0	0	0	0
11881100	62100	401K EMPLOYER CONTRIBUTION	0	0	0	0	0
11881100	62200	HEALTH INSURANCE PREMIUM	0	0	0	0	0
11881100	62211	PERSONNEL INSURANCE	0	0	0	0	0
TOTAL PERSONNEL			0	0	0	0	0
11881100	69000	OTHER EXPENSES	25,077,458	28,896,569	28,406,601		27,440,963
TOTAL OTHER EXPENSES			25,077,458	28,896,569	28,406,601	0	27,440,963
11881100	64060	UTILITIES	0	0	0	0	0
TOTAL PERSONNEL, OTHER EXPENSES, AND UTILITIES			25,077,458	28,896,569	28,406,601	0	27,440,963
11881100	69010	PUBLIC AUDITOR 1% FEE	0	0	0	0	274,410
GRAND TOTAL			25,077,458	28,896,569	28,406,601	0	27,715,373
NUMBER OF POSITIONS			972	972	972	0	972

COMMONWEALTH OF THE NORTHERN MARIANA ISLANDS

DEPARTMENT: OTHER PROGRAMS (TRANSFERS TO AGENCIES)

DIVISION: PSS BOARD

ORG: 11882000

ORG	OBJECT	DESCRIPTION	2022 ACTUAL	2023 ACTUAL	2024 BUDGET PL 23-09	2025 DEPARTMENT SUBMISSION	2025 GOVERNOR'S PROPOSAL
11882000	61000	WAGES & SALARIES	0	0	0	0	0
11882000	61010	OVERTIME COMPENSATION	0	0	0	0	0
11882000	61020	HOLIDAY PAY	0	0	0	0	0
11882000	62000	FICA CONTRIBUTION	0	0	0	0	0
11882000	62010	MEDICARE CONTRIBUTION	0	0	0	0	0
11882000	62100	401K EMPLOYER CONTRIBUTION	0	0	0	0	0
11882000	62200	HEALTH INSURANCE PREMIUM	0	0	0	0	0
11882000	62211	PERSONNEL INSURANCE	0	0	0	0	0
TOTAL PERSONNEL			0	0	0	0	0
11882000	69000	OTHER EXPENSES	153,131	153,131	153,131		151,615
TOTAL OTHER EXPENSES			153,131	153,131	153,131	0	151,615
11882000	64060	UTILITIES	0	0	0	0	0
TOTAL PERSONNEL, OTHER EXPENSES, AND UTILITIES			153,131	153,131	153,131	0	151,615
11882000	69010	PUBLIC AUDITOR 1% FEE	0	0	0	0	1,516
GRAND TOTAL			153,131	153,131	153,131	0	153,131
NUMBER OF POSITIONS			6	6	6	0	6

COMMONWEALTH OF THE NORTHERN MARIANA ISLANDS

DEPARTMENT: OTHER PROGRAMS (TRANSFERS TO AGENCIES)

DIVISION: NMTI

ORG: 11883500

ORG	OBJECT	DESCRIPTION	2022 ACTUAL	2023 ACTUAL	2024 BUDGET PL 23-09	2025 DEPARTMENT SUBMISSION	2025 GOVERNOR'S PROPOSAL
11883500	61000	WAGES & SALARIES	0	0	0	0	0
11883500	61010	OVERTIME COMPENSATION	0	0	0	0	0
11883500	61020	HOLIDAY PAY	0	0	0	0	0
11883500	62000	FICA CONTRIBUTION	0	0	0	0	0
11883500	62010	MEDICARE CONTRIBUTION	0	0	0	0	0
11883500	62100	401K EMPLOYER CONTRIBUTION	0	0	0	0	0
11883500	62200	HEALTH INSURANCE PREMIUM	0	0	0	0	0
11883500	62211	PERSONNEL INSURANCE	0	0	0	0	0
TOTAL PERSONNEL			0	0	0	0	0
11883500	69000	OTHER EXPENSES	0	0	1	0	1
TOTAL OTHER EXPENSES			0	0	1	0	1
11883500	64060	UTILITIES	0	0	0	0	0
TOTAL PERSONNEL, OTHER EXPENSES, AND UTILITIES			0	0	1	0	1
11883500	69010	PUBLIC AUDITOR 1% FEE	0	0	0	0	0
GRAND TOTAL			0	0	1	0	1
NUMBER OF POSITIONS			0	0	0	0	0

COMMONWEALTH OF THE NORTHERN MARIANA ISLANDS

DEPARTMENT: DEPARTMENT OF PUBLIC LANDS

DIVISION: DEPARTMENT OF PUBLIC LANDS

FUND: 2000

FUND	OBJECT	DESCRIPTION	2022	2023	2024	2025	2025
			ACTUAL	ACTUAL	BUDGET PL 23-09	DEPARTMENT SUBMISSION	GOVERNOR'S PROPOSAL
2000	61000	WAGES & SALARIES	2,089,008	1,955,473	3,410,449	2,727,188	2,725,238
2000	61010	OVERTIME COMPENSATION	0	9	0	0	0
2000	61020	HOLIDAY PAY	11	134,695	0	0	0
2000	61200	BOARD & OTHER COMPENSATION	7,831	0	0	0	0
2000	62000	FICA CONTRIBUTION	130,005	129,592	0	169,086	168,965
2000	62010	MEDICARE CONTRIBUTION	30,405	30,308	0	39,544	39,516
2000	62100	401K EMPLOYER CONTRIBUTION	23,042	23,611	0	29,034	31,825
2000	62101	RETIREMENT CONTRIBUTIONS	812	1,590	0	0	0
2000	62200	HEALTH INSURANCE PREMIUM	196,464	208,700	0	200,373	200,580
2000	62211	PERSONNEL INSURANCE	32,259	32,286	0	45,881	44,982
TOTAL PERSONNEL			2,509,836	2,516,264	3,410,449	3,211,106	3,211,106
2000	63000	PROFESSIONAL SERVICES	324,236	310,467	0	683,000	683,000
2000	63100	REPAIR AND MAINTENANCE	67,515	204,234	0	255,500	255,500
2000	63200	PERSONNEL TRAINING COSTS	13,005	65	0	8,000	8,000
2000	63300	CLEANING SERVICES	71,738	43,926	0	62,600	62,600
2000	64040	LICENSES AND FEES	160	4,813	0	37,500	37,500
2000	64050	INSURANCE	34,411	49,890	0	68,000	68,000
2000	64080	DUES AND SUBSCRIPTIONS	594	844	0	1,651	1,651
2000	64090	COMMUNICATIONS	22,676	24,564	0	26,200	26,200
2000	64100	PRINTING AND PHOTOCOPYING	19,260	12,079	0	15,819	15,819
2000	64110	ADVERTISING	11,140	19,976	0	31,300	31,300
2000	64720	RENTAL-OFFICES	198,193	208,815	0	224,000	224,000
2000	64730	RENTAL-OFFICE EQUIPMENT	4,574	8,770	0	4,500	4,500

COMMONWEALTH OF THE NORTHERN MARIANA ISLANDS

DEPARTMENT: DEPARTMENT OF PUBLIC LANDS

DIVISION: DEPARTMENT OF PUBLIC LANDS

FUND: 2000

FUND	OBJECT	DESCRIPTION	2022	2023	2024	2025	2025
			ACTUAL	ACTUAL	BUDGET PL 23-09	DEPARTMENT SUBMISSION	GOVERNOR'S PROPOSAL
2000	64790	RENTAL-OTHERS	0	520	0	0	0
2000	64800	TRAVEL EXPENSES	43,528	51,669	0	60,000	60,000
2000	64900	OTHER SERVICES & CHARGES	0	54,000	0	0	0
2000	65000	OFFICE SUPPLIES	13,055	13,126	0	22,276	22,276
2000	65010	OPERATIONAL SUPPLIES	69,037	68,271	0	78,700	78,700
2000	65020	FOOD ITEMS	330	0	0	0	0
2000	65030	FUEL & LUBRICATE	76,409	86,213	0	111,000	111,000
2000	65040	FURNITURE & FIXTURES	9,988	12,927	0	15,000	15,000
2000	65800	BOOKS AND LIBRARY MATERIALS	0	0	0	200	200
2000	65900	FREIGHT AND HANDLING	2,468	3,139	0	6,500	6,500
2000	66040	MACHINERY	32,492	52,406	0	14,000	14,000
2000	66060	VEHICLES	221,773	0	0	270,000	270,000
2000	66070	TECHNOLOGY EQUIP	34,674	13,952	0	31,000	31,000
2000	66900	NON-CAPITAL ASSETS	4,426	0	0	0	0
2000	69999	MISCELLANEOUS ADJUSTMENTS	0	300	0	0	0
2000	69000	OTHER EXPENSES	7,134	134,631	1,419,332	119,613	119,613
TOTAL OTHER EXPENSES			1,282,815	1,379,597	1,419,332	2,146,359	2,146,359
2000	64060	UTILITIES	52,719	114,426	131,100	153,500	153,500
TOTAL PERSONNEL, OTHER EXPENSES, AND UTILITIES			3,845,371	4,010,287	4,960,881	5,510,966	5,510,965
2000	69010	PUBLIC AUDITOR 1% FEE	21,424	124,742	0	55,110	55,110
GRAND TOTAL			3,866,795	4,135,029	4,960,881	5,566,075	5,566,075
NUMBER OF POSITIONS			81	83	84	81	81

GENERAL FUND

Budget Year: 2025

Department: Department of Public Lands
Fund: 2000

NOP	Job Class Code	Position	Employee	Employee Number	Personnel Status Code	Pay Grade/Step	Annual Salary	Allocation Percent	Allocation Salary	Total Fringe Benefits	Total
1	9991	SECRETARY, DPL	TERESITA A. SANTOS	2918	AP	UNG	54,000	100%	54,000	5,103	59,103
1	1002	ACCOUNTANT II	ALVA D. FLORES	1495	FT	PL12/1	25,792	95%	24,502	9,459	33,962
1	1002	ACCOUNTANT II	ESTERLITA B. CAMACHO	1500	FT	PL12/8	36,292	100%	36,292	3,430	39,721
1	1003	ACCOUNTANT III	EMILIANA F. METTAO	1456	FT	PL14/12	48,635	100%	48,635	10,026	58,661
1	1003	ACCOUNTANT III	MAGDALENA M. DELEON GUERRERO	5798	FT	PL14/2	29,857	100%	29,857	7,501	37,358
1	1003	ACCOUNTANT III	VONNIE Y. SABLAN	1448	FT	PL14/10	44,113	100%	44,113	9,418	53,531
1	1004	ACCOUNTANT IV (SUPERVISOR)	AILEEN G. ONG	6066	FT	PL17/5	40,012	95%	38,011	10,736	48,747
1	0023	ADMINISTRATIVE ASSISTANT	EVELYN AGNES C. SABLAN	4619	PA	PL05/6	23,394	100%	23,394	6,631	30,026
1	0023	ADMINISTRATIVE ASSISTANT	MELVINA M. IGITOL-CONCEPCION	1453	FT	PL05/8	25,792	100%	25,792	10,613	36,405
1	0023	ADMINISTRATIVE ASSISTANT	STEPHANIE FRANCES SAN NICOLAS	3838	FT	PL05/2	19,246	100%	19,246	9,733	28,979
1	0023	ADMINISTRATIVE ASSISTANT	TATIANA D. KAIPAT	1494	FT	PL05/6	23,394	100%	23,394	5,696	29,090
1	1016	ADMINISTRATIVE OFFICER II	MADONNA MARIE M. SABLAN	1491	FT	PL13/4	31,350	100%	31,350	2,963	34,313
1	1017	ADMINISTRATIVE OFFICER III	JEMIMA F. NOGIS	1493	FT	PL15/8	42,012	100%	42,012	3,970	45,982
1	1017	ADMINISTRATIVE OFFICER III	VELMA A. REYES	1451	FT	PL15/4	34,564	100%	34,564	3,266	37,830
1	1022	ADMINISTRATIVE SPECIALIST II	QUEENALYN W. ITIBUS	1457	FT	PL09/3	24,564	100%	24,564	2,321	26,885
1	1351	APPRAISER	VACANT		ES	UNG	60,000	100%	60,000	4,590	64,590
1	1630	CIVIL ENGINEER	VACANT		ES	UNG	60,000	100%	60,000	4,790	64,790
1	0043	CLERK I	KEOLANI B. ADA	6067	FT	PL01/3	16,626	100%	16,626	1,571	18,197
1	0043	CLERK I	KETRUTH CAMINA M. SEBANGIOL	1463	FT	PL01/6	19,246	95%	18,284	5,213	23,497
1	0057	CLERK TYPIST III	EBLAI ELISHA B. ULECHONG	1464	FT	PL03/3	18,330	100%	18,330	1,732	20,062
1	1382	COMPLIANCE SPECIALIST I	ALEJO . MENDIOLA JR	4893	FT	PL09/3	24,564	100%	24,564	2,321	26,885
1	1382	COMPLIANCE SPECIALIST I	LISA MARIE B. AGUON	1476	FT	PL09/5	27,082	100%	27,082	14,793	41,875
1	1382	COMPLIANCE SPECIALIST I	SHANE PAUL A. LIZAMA	1460	FT	PL09/2	23,394	100%	23,394	2,211	25,605
1	1382	COMPLIANCE SPECIALIST I	SOPHIA D. FLORES	1498	FT	PL09/8	31,350	100%	31,350	10,107	41,457
1	1384	COMPLIANCE SPECIALIST III	BERNARD A. CABRERA	1486	FT	PL13/8	38,106	100%	38,106	12,269	50,376
1	1384	COMPLIANCE SPECIALIST III	JAMES F. FLEMING	1504	FT	PL13/12	46,319	100%	46,319	4,377	50,696
1	1379	COMPLIANCE TECHNICIAN I	CHAVO C. PALACIOS	4913	FT	PL04/4	20,209	100%	20,209	5,395	25,603
1	1379	COMPLIANCE TECHNICIAN I	FRANKIE S. PANGELINAN	6031	FT	PL04/4	20,209	100%	20,209	9,054	29,262
1	1379	COMPLIANCE TECHNICIAN I	ROY ALLEN D. MATAGOLAI	5746	FT	PL04/2	18,330	100%	18,330	1,732	20,062
1	1379	COMPLIANCE TECHNICIAN I	SHAWN BYRON D. KAIPAT	6110	FT	PL04/4	20,209	100%	20,209	2,718	22,927
1	1381	COMPLIANCE TECHNICIAN III	BRIAN C. DELEON GUERRERO	1507	FT	PL07/2	21,219	100%	21,219	2,854	24,073
1	1106	DIRECTOR ADMINSTRATVE SERVICES	MARGARITA B. SALAS	1447	FT	PL20/12	65,175	100%	65,175	9,644	74,819
1	1166	DIRECTOR DIVISION	BERNADITA S. SAN NICOLAS	1455	FT	PL20/9	56,301	100%	56,301	5,320	61,621
1	1166	DIRECTOR DIVISION	BONNIE T. ROYAL	1474	FT	PL20/10	59,116	100%	59,116	5,586	64,702
1	1166	DIRECTOR DIVISION	EVELYN J. SABLAN	1492	FT	PL20/12	65,175	95%	61,916	8,328	70,244
1	1166	DIRECTOR DIVISION	IRENE T. TORRES	1473	FT	PL20/11	62,071	100%	62,071	19,500	81,571
1	1166	DIRECTOR DIVISION	ROSE NELLY T. ADA-HOCO	2260	PB	PL20/5	46,319	100%	46,319	11,521	57,840
1	1166	DIRECTOR DIVISION	THERESA M. GUERRERO	1458	FT	PL20/8	53,620	100%	53,620	5,067	58,687
1	2058	DIRECTOR OF COMPLIANCE	GREGORY DELEON GUERRERO	1469	FT	PL20/12	65,175	100%	65,175	17,310	82,485
1	9464	DIRECTOR, PLANNING DIVISION	PATRICIA S. RASA	1450	FT	PL20/12	65,175	100%	65,175	9,644	74,819
1	0147	EXECUTIVE SECRETARY	RITA M. CELIS	6176	PB	PL14/8	40,012	100%	40,012	3,781	43,793
1	1647	FINANCIAL MANAGEMENT ADVISOR	RICHARD S. VILLAGOMEZ	1470	ES	UNG	50,000	100%	50,000	6,725	56,725
1	1414	G.I.S. SPECIALIST II	BLAIR MARK M. ULLOA	1478	FT	PL10/3	25,792	100%	25,792	2,437	28,229
1	1415	G.I.S. SPECIALIST III	VINCENT M. TORRES	1484	FT	PL12/12	44,113	100%	44,113	11,313	55,426

Budget Year: 2025

Department: Department of Public Lands
Fund: 2000

NOP	Job Class Code	Position	Employee	Employee Number	Personnel Status Code	Pay Grade/Step	Annual Salary	Allocation Percent	Allocation Salary	Total Fringe Benefits	Total
1	1082	GRANT WRITER	JOVANO Q. TAITANO	3656	LT	UNG	45,000	100%	45,000	13,197	58,197
1	1316	HEARING OFFICER	RAMON S. DELA CRUZ	1446	FT	PL20/11	62,071	100%	62,071	5,866	67,937
1	1375	HOMESTEAD SPECIALIST I	BENIGNO W. OLAITIMAN	1485	FT	PL09/6	28,436	100%	28,436	3,825	32,260
1	1377	HOMESTEAD SPECIALIST III	MELBEINA H. CHONG	1503	FT	PL13/6	34,564	100%	34,564	6,751	41,315
1	1372	HOMESTEAD TECHNICIAN I	CLARINDA B. HIDEO	4629	PA	PL04/5	21,219	100%	21,219	2,005	23,224
1	1372	HOMESTEAD TECHNICIAN I	LANCE S. MESNGON	3370	PB	PL04/3	19,246	100%	19,246	1,819	21,065
1	1372	HOMESTEAD TECHNICIAN I	VACANT		PB	PL04/1	17,457	100%	17,457	1,335	18,792
1	1372	HOMESTEAD TECHNICIAN I	VACANT		PB	PL04/1	17,457	100%	17,457	1,335	18,792
1	1373	HOMESTEAD TECHNICIAN II	ANTONIA M. MANGLONA	1471	FT	PL05/6	23,394	100%	23,394	2,211	25,605
1	1373	HOMESTEAD TECHNICIAN II	RITA B. BORJA	1488	FT	PL05/6	23,394	100%	23,394	14,297	37,692
1	1418	LAND CLAIMS INVESTIGATOR II	ANTHONY S. TOMOKANE	1490	FT	PL13/10	42,012	100%	42,012	3,970	45,982
1	1420	LAND CLAIMS INVESTIGATOR III	LYNDA J M. ATALIG	1449	FT	PL15/6	38,106	100%	38,106	5,125	43,232
1	1420	LAND CLAIMS INVESTIGATOR III	WENCE T. AQUINO	1465	FT	PL15/10	46,319	100%	46,319	7,862	54,181
1	1388	LEASE/PERMIT SPECIALIST I	ABIGAIL STEPHANIE M. BORJA	1502	FT	PL09/4	25,792	100%	25,792	2,437	28,229
1	1401	LEASE/PERMIT SPECIALIST III	VERA L. BASA	1489	FT	PL13/3	29,857	100%	29,857	2,821	32,678
1	1385	LEASE/PERMIT TECHNICIAN I	CHRISTOPHER A. SABLAN	1483	FT	PL04/4	20,209	100%	20,209	2,718	22,927
1	1386	LEASE/PERMIT TECHNICIAN II	JULENOLF IAN C. JACOB	4638	PB	PL05/4	21,219	100%	21,219	2,005	23,224
1	1387	LEASE/PERMIT TECHNICIAN III	CATHLEEN D. SEMAN	1487	FT	PL07/4	23,394	100%	23,394	3,146	26,540
1	1402	MANAGAHA RANGER I	DARYL JOHN S. DELEON GUERRERO	4350	PB	PL04/1	17,457	100%	17,457	1,650	19,107
1	1402	MANAGAHA RANGER I	EMILIO A. SANTOS	4239	FT	PL04/1	17,457	100%	17,457	5,135	22,592
1	1402	MANAGAHA RANGER I	JOHN C. VILLAGOMEZ	3809	PB	PL04/1	17,457	100%	17,457	1,650	19,107
1	1402	MANAGAHA RANGER I	YONG W. CHOI	1499	FT	PL04/4	20,209	100%	20,209	5,395	25,603
1	1403	MANAGAHA RANGER II	O RICOBERT R. GEORGE	1509	FT	PL05/6	23,394	100%	23,394	2,211	25,605
1	1403	MANAGAHA RANGER II	PETER ANTHONY A. MENDIOLA JR	1462	FT	PL05/7	24,564	100%	24,564	2,321	26,885
1	1404	MANAGAHA RANGER III	LAWRENCE S. PANGELINAN	1475	FT	PL07/10	31,350	100%	31,350	7,702	39,052
1	1014	MANAGER, ADMINSTRIVE SERVICES	MAI MARLYN M. CHONG	1497	FT	PL18/6	44,113	100%	44,113	13,077	57,190
1	5120	PLANNER II	JUDE C. DICKINSON	1467	FT	PL11/8	34,564	100%	34,564	3,266	37,830
1	2047	PUBLIC INFORMATION OFFICER	VACANT		FT	PL15/2	31,350	100%	31,350	2,398	33,748
1	9222	SPECIAL ADVISOR	DAVID C. SABLAN	6038	ES	UNG	50,000	100%	50,000	11,869	61,869
1	5156	SURVEYING TECHNICIAN I	JUAN DOMINGO Q. DIKITO	1452	FT	PL03/2	17,457	100%	17,457	2,348	19,805
1	5156	SURVEYING TECHNICIAN I	PEDRO T. DELEON GUERRERO JR	4014	FT	PL03/2	17,457	100%	17,457	5,833	23,290
1	5156	SURVEYING TECHNICIAN I	RAMON V. CABRERA	4812	FT	PL03/4	19,246	100%	19,246	2,589	21,835
1	5154	SURVEYING TRAINEE I	KENNETH J. KAIPAT	4052	FT	PL01/2	15,834	100%	15,834	5,615	21,449
1	5142	SURVEYOR I	JONATHAN A. LEON GUERRERO	1479	FT	PL09/3	24,564	100%	24,564	2,321	26,885
1	5143	SURVEYOR II	JOSEPH A. ALDAN	1459	FT	PL11/8	34,564	100%	34,564	10,410	44,974
1	5144	SURVEYOR III	JOAQUIN D. DIAZ	1477	FT	PL13/12	46,319	100%	46,319	11,521	57,840
1	2044	SYSTEM ADMINISTRATOR	VACANT		FT	PL18/4	40,000	100%	40,000	3,060	43,060
									2,725,238	485,868	3,211,106